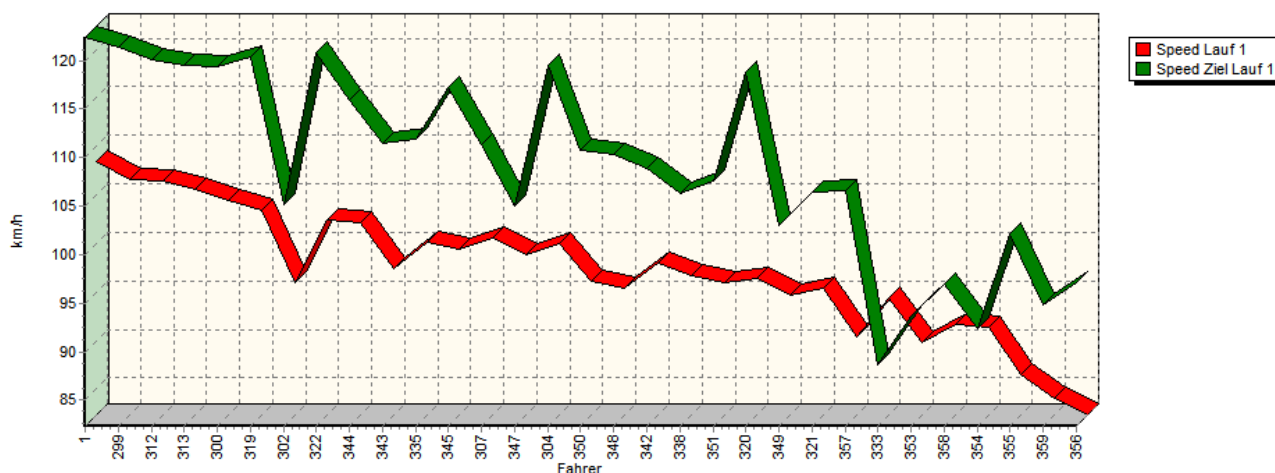


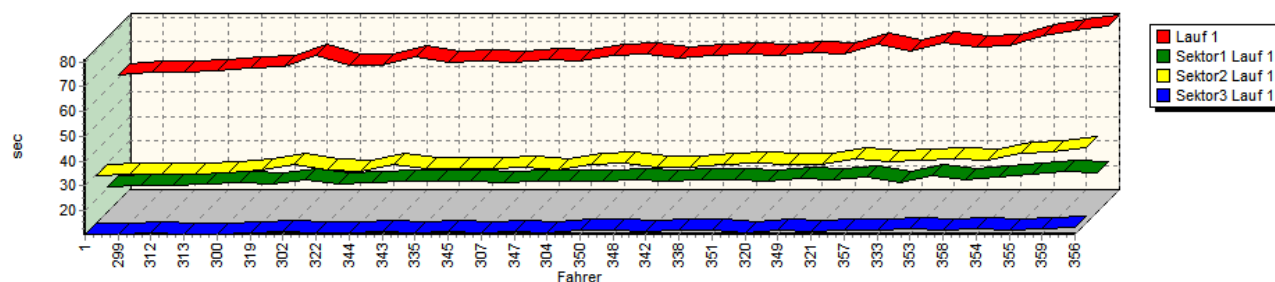
Sektorzeiten & Speeds

Groupe E1-Nat.+E1-FIA+E1-EX+E1-Berg(DMSB)+H(DMSB)+CTC/CGT(DMSB)+FS(DMSB)+gr. nat. Classe 23: +1600-2000 ccm

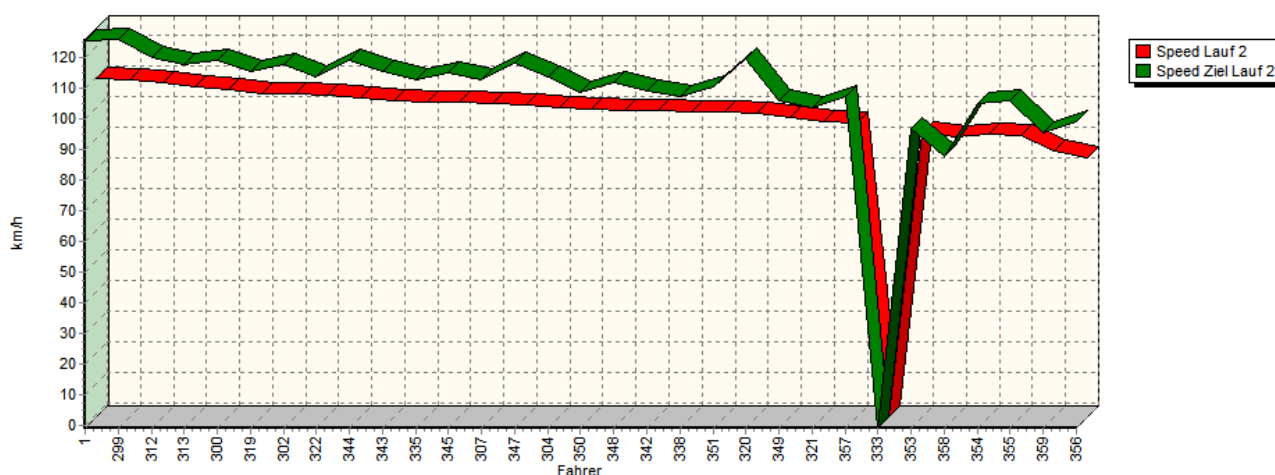
Speed-Diagramm Lauf 1



Sektor-Diagramm (Rest) Lauf 1



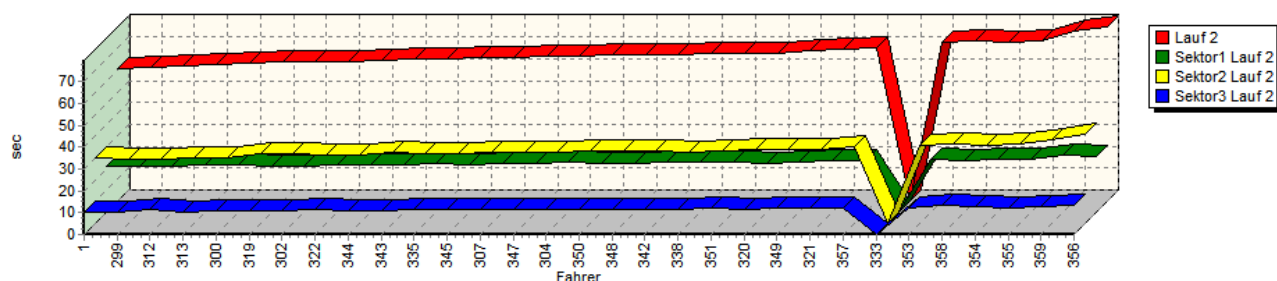
Speed-Diagramm Lauf 2



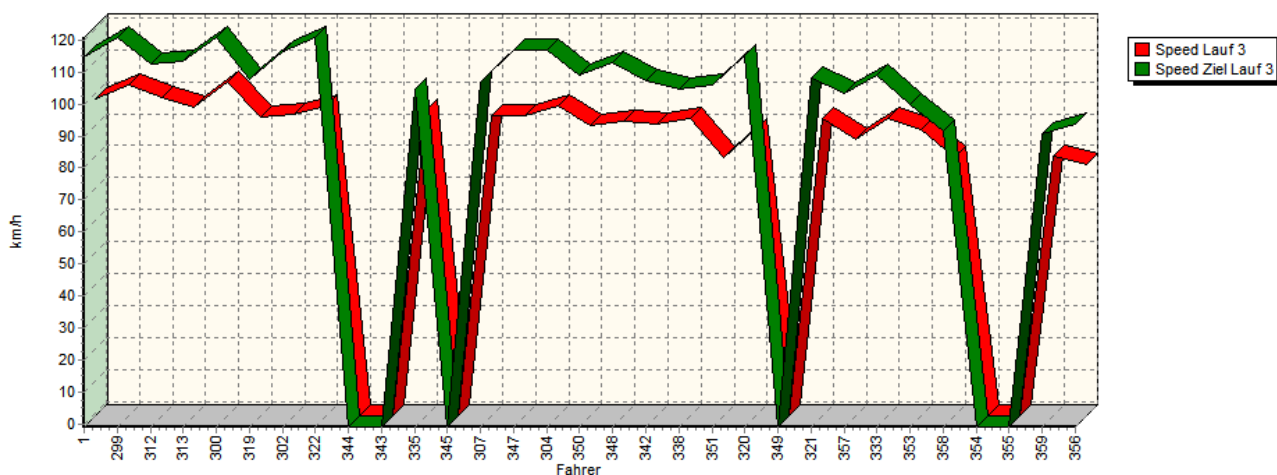
Sektorzeiten & Speeds

Groupe E1-Nat.+E1-FIA+E1-EX+E1-Berg(DMSB)+H(DMSB)+CTC/CGT(DMSB)+FS(DMSB)+gr. nat. Classe 23: +1600-2000 ccm

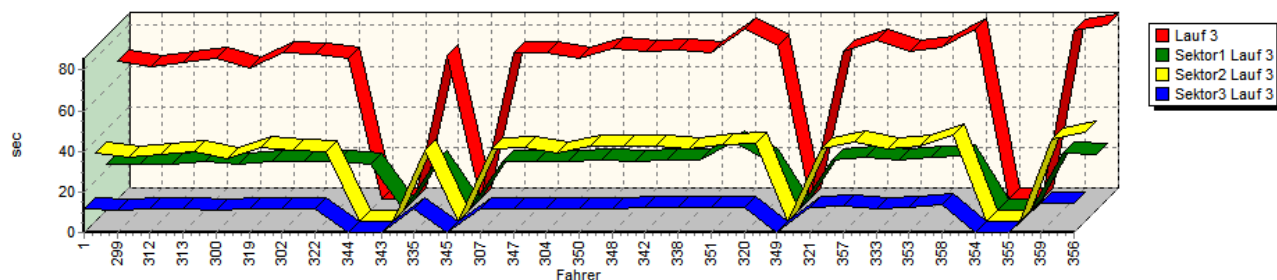
Sektor-Diagramm (Rest) Lauf 2



Speed-Diagramm Lauf 3



Sektor-Diagramm (Rest) Lauf 3



Rg.	Nr.	Sektor 1	Sektor 2	Sektor 3	Speed Ziel	Laufzeit	Speed (Lauf)	
1	1	MARCHIONE Canio		VW Scirocco				
		Lauf 1:	00:20.914	00:29.790	00:10.702	122,38 km/h	01:01.406	108,46 km/h
		Lauf 2:	00:20.858	00:29.841	00:10.244	125,46 km/h	01:00.943	109,28 km/h
		Lauf 3:	00:22.980	00:33.391	00:11.565	114,52 km/h	01:07.936	98,03 km/h



European Hill Race

Bergrennen in Eschdorf

6. - 7. Mai 2017

Luxemburger Bergmeisterschaft für Tourenwagen 2017

Luxemburger Bergmeisterschaft für Sportwagen 2017

DMSB Automobil-Berg-Cup 2017 / DMSB Team-Cup 2017

KW Berg-Cup 2017



Sektorzeiten & Speeds

Groupe E1-Nat.+E1-FIA+E1-EX+E1-Berg(DMSB)+H(DMSB)+CTC/CGT(DMSB)+FS(DMSB)+gr. nat. Classe 23: +1600-2000 ccm

Rg.	Nr.	Sektor 1	Sektor 2	Sektor 3	Speed Ziel	Laufzeit	Speed (Lauf)
2	299	PISANO Egidio	VW Minichberger-Golf 1 STW 16				
		Lauf 1: 00:21.440	00:30.311	00:10.722	121,44 km/h	01:02.473	106,61 km/h
		Lauf 2: 00:21.119	00:29.674	00:10.251	125,78 km/h	01:01.044	109,10 km/h
		Lauf 3: 00:22.351	00:31.677	00:10.895	120,82 km/h	01:04.923	102,58 km/h
3	312	STRASSER Thomas	VW Minichberger-Scirocco STW				
		Lauf 1: 00:21.454	00:30.243	00:10.868	120,05 km/h	01:02.565	106,45 km/h
		Lauf 2: 00:21.136	00:29.356	00:11.181	119,93 km/h	01:01.673	107,99 km/h
		Lauf 3: 00:22.944	00:32.909	00:11.635	112,65 km/h	01:07.488	98,68 km/h
4	313	ELLER Hans Peter	VW Golf 19				
		Lauf 1: 00:21.983	00:30.503	00:10.558	119,50 km/h	01:03.044	105,64 km/h
		Lauf 2: 00:21.574	00:30.315	00:10.468	117,70 km/h	01:02.357	106,80 km/h
		Lauf 3: 00:23.765	00:34.359	00:11.459	113,34 km/h	01:09.583	95,71 km/h
5	300	WIEBE Björn	Renault Williams Wiebe Laguna				
		Lauf 1: 00:22.379	00:30.596	00:10.830	119,41 km/h	01:03.805	104,38 km/h
		Lauf 2: 00:21.941	00:29.925	00:11.061	119,10 km/h	01:02.927	105,84 km/h
		Lauf 3: 00:22.529	00:31.094	00:10.847	120,75 km/h	01:04.470	103,30 km/h
6	319	WEISS Werner	Ford Escort RS1800				
		Lauf 1: 00:21.540	00:31.942	00:10.902	120,38 km/h	01:04.384	103,44 km/h
		Lauf 2: 00:21.125	00:31.780	00:10.832	115,40 km/h	01:03.737	104,49 km/h
		Lauf 3: 00:23.976	00:36.070	00:11.856	107,63 km/h	01:11.902	92,63 km/h
7	302	RAUCH Michael	Opel Briegel Kadett 8V				
		Lauf 1: 00:23.637	00:34.123	00:11.594	105,16 km/h	01:09.354	96,03 km/h
		Lauf 2: 00:21.356	00:31.723	00:10.679	117,56 km/h	01:03.758	104,46 km/h
		Lauf 3: 00:24.214	00:35.202	00:11.843	116,64 km/h	01:11.259	93,46 km/h
8	322	HEISEL Lars	Opel Böhm Kadett 16V				
		Lauf 1: 00:21.992	00:32.044	00:11.017	120,78 km/h	01:05.053	102,38 km/h
		Lauf 2: 00:21.928	00:31.067	00:11.192	113,70 km/h	01:04.187	103,76 km/h
		Lauf 3: 00:23.816	00:34.243	00:11.364	120,72 km/h	01:09.423	95,93 km/h
9	344	SCHWILDEN Eric	Peugeot 205 GTI				
		Lauf 1: 00:22.248	00:31.621	00:11.306	115,90 km/h	01:05.175	102,19 km/h
		Lauf 2: 00:21.927	00:31.513	00:11.120	119,16 km/h	01:04.560	103,16 km/h
		Lauf 3: 00:22.645	*	*	* km/h	A	* km/h
10	343	CASCIARO Fabrizio	Honda Civic				
		Lauf 1: 00:22.800	00:34.049	00:11.525	111,42 km/h	01:08.374	97,40 km/h
		Lauf 2: 00:21.688	00:32.459	00:11.155	115,28 km/h	01:05.302	101,99 km/h
		Lauf 3: *	*	*	* km/h	*	* km/h
11	335	BAYER Daniel	Opel Kadett C Coupe				
		Lauf 1: 00:22.808	00:32.502	00:11.194	111,96 km/h	01:06.504	100,15 km/h
		Lauf 2: 00:22.085	00:32.113	00:11.253	112,46 km/h	01:05.451	101,76 km/h
		Lauf 3: 00:24.076	00:34.693	00:11.653	104,61 km/h	01:10.422	94,57 km/h
12	345	KOKOR Andreas	Ford Escort Mk1				
		Lauf 1: 00:22.886	00:32.546	00:11.601	117,22 km/h	01:07.033	99,35 km/h
		Lauf 2: 00:22.003	00:32.026	00:11.562	114,82 km/h	01:05.591	101,54 km/h
		Lauf 3: *	*	*	* km/h	*	* km/h
13	307	PLEIER Alexander	Opel Kadett C Coupé				
		Lauf 1: 00:22.545	00:32.513	00:11.172	111,39 km/h	01:06.230	100,56 km/h
		Lauf 2: 00:22.277	00:32.329	00:11.246	112,54 km/h	01:05.852	101,14 km/h
		Lauf 3: 00:24.079	00:35.809	00:11.976	106,85 km/h	01:11.864	92,68 km/h



European Hill Race

Bergrennen in Eschdorf

6. - 7. Mai 2017

Luxemburger Bergmeisterschaft für Tourenwagen 2017

Luxemburger Bergmeisterschaft für Sportwagen 2017

DMSB Automobil-Berg-Cup 2017 / DMSB Team-Cup 2017

KW Berg-Cup 2017



Sektorzeiten & Speeds

Groupe E1-Nat.+E1-FIA+E1-EX+E1-Berg(DMSB)+H(DMSB)+CTC/CGT(DMSB)+FS(DMSB)+gr. nat. Classe 23: +1600-2000 ccm

Rg.	Nr.	Sektor 1	Sektor 2	Sektor 3	Speed Ziel	Laufzeit	Speed (Lauf)
14	347	EGGERTSWYLER Thierry Peugeot 405 Mi16					
		Lauf 1: 00:22.691	00:33.211	00:11.517	104,95 km/h	01:07.419	98,78 km/h
		Lauf 2: 00:22.633	00:32.293	00:11.229	118,20 km/h	01:06.155	100,67 km/h
		Lauf 3: 00:24.063	00:36.231	00:11.476	117,09 km/h	01:11.770	92,80 km/h
15	304	WIEBE Peter Renault Williams Wiebe Laguna					
		Lauf 1: 00:23.083	00:32.157	00:11.372	119,58 km/h	01:06.612	99,98 km/h
		Lauf 2: 00:22.731	00:32.377	00:11.424	113,73 km/h	01:06.532	100,10 km/h
		Lauf 3: 00:23.969	00:33.838	00:11.631	116,81 km/h	01:09.438	95,91 km/h
16	350	DEFESCHE Benjamin VW Scirocco					
		Lauf 1: 00:23.008	00:34.217	00:12.088	110,73 km/h	01:09.313	96,08 km/h
		Lauf 2: 00:22.123	00:33.434	00:11.485	108,71 km/h	01:07.042	99,34 km/h
		Lauf 3: 00:24.936	00:37.394	00:11.732	108,98 km/h	01:14.062	89,92 km/h
17	348	RAEMY Philippe Peugeot 306 Gti					
		Lauf 1: 00:23.296	00:34.557	00:12.000	110,37 km/h	01:09.853	95,34 km/h
		Lauf 2: 00:22.467	00:33.228	00:11.483	111,51 km/h	01:07.178	99,14 km/h
		Lauf 3: 00:24.094	00:37.132	00:11.730	112,98 km/h	01:12.956	91,29 km/h
18	342	WEBER Michael Renault Clio 3 RS					
		Lauf 1: 00:23.193	00:33.276	00:11.513	108,91 km/h	01:07.982	97,97 km/h
		Lauf 2: 00:22.870	00:33.076	00:11.408	108,85 km/h	01:07.354	98,88 km/h
		Lauf 3: 00:24.535	00:37.065	00:12.122	107,22 km/h	01:13.722	90,34 km/h
19	338	KELLNDORFER Martin Opel Kadett C Coupe 8V					
		Lauf 1: 00:23.592	00:33.283	00:12.030	106,34 km/h	01:08.905	96,65 km/h
		Lauf 2: 00:23.095	00:32.669	00:11.782	107,10 km/h	01:07.546	98,60 km/h
		Lauf 3: 00:24.424	00:35.559	00:12.264	104,73 km/h	01:12.247	92,18 km/h
20	351	SOISSON Claude Opel Manta B					
		Lauf 1: 00:23.475	00:33.942	00:11.994	107,65 km/h	01:09.411	95,95 km/h
		Lauf 2: 00:22.883	00:32.996	00:11.818	110,15 km/h	01:07.697	98,38 km/h
		Lauf 3: 00:33.650	00:37.565	00:12.429	105,84 km/h	01:23.644	79,62 km/h
21	320	RUWE Mario VW Golf GTI 16V					
		Lauf 1: 00:22.863	00:34.803	00:11.380	118,73 km/h	01:09.046	96,46 km/h
		Lauf 2: 00:22.306	00:34.174	00:11.431	119,22 km/h	01:07.911	98,07 km/h
		Lauf 3: 00:24.431	00:38.729	00:12.152	115,32 km/h	01:15.312	88,43 km/h
22	349	LEJEUNE Eric Peugeot 306 S16					
		Lauf 1: 00:23.875	00:34.217	00:12.230	102,97 km/h	01:10.322	94,71 km/h
		Lauf 2: 00:23.220	00:33.777	00:11.983	105,74 km/h	01:08.980	96,55 km/h
		Lauf 3: *	*	*	* km/h	*	* km/h
23	321	FLIK Thomas Renault Clio 3 Cup					
		Lauf 1: 00:23.755	00:34.176	00:11.861	106,46 km/h	01:09.792	95,43 km/h
		Lauf 2: 00:23.842	00:33.966	00:12.097	103,65 km/h	01:09.905	95,27 km/h
		Lauf 3: 00:24.472	00:35.948	00:12.063	107,99 km/h	01:12.483	91,88 km/h
24	357	BECKER Sandra Renault Clio II Cup					
		Lauf 1: 00:24.613	00:36.630	00:12.418	106,66 km/h	01:13.661	90,41 km/h
		Lauf 2: 00:23.329	00:34.998	00:11.873	107,05 km/h	01:10.200	94,87 km/h
		Lauf 3: 00:25.946	00:39.175	00:13.008	103,19 km/h	01:18.129	85,24 km/h
25	333	CHRISTALL Roland Opel Ascona B Frank 8V					
		Lauf 1: 00:22.620	00:35.457	00:12.441	88,58 km/h	01:10.518	94,44 km/h
		Lauf 2: *	*	*	* km/h	*	* km/h
		Lauf 3: 00:24.519	00:35.968	00:11.976	109,07 km/h	01:12.463	91,91 km/h



European Hill Race

Bergrennen in Eschdorf

6. - 7. Mai 2017

Luxemburger Bergmeisterschaft für Tourenwagen 2017

Luxemburger Bergmeisterschaft für Sportwagen 2017

DMSB Automobil-Berg-Cup 2017 / DMSB Team-Cup 2017

KW Berg-Cup 2017



Sektorzeiten & Speeds

Groupe E1-Nat.+E1-FIA+E1-EX+E1-Berg(DMSB)+H(DMSB)+CTC/CGT(DMSB)+FS(DMSB)+gr. nat. Classe 23: +1600-2000 ccm

Rg.	Nr.	Sektor 1	Sektor 2	Sektor 3	Speed Ziel	Laufzeit	Speed (Lauf)
26	353	STARCK Sébastien	Renault Clio 3 Cup				
		Lauf 1: 00:25.454	00:35.978	00:12.790	93,66 km/h	01:14.222	89,73 km/h
		Lauf 2: 00:24.508	00:35.635	00:12.435	96,92 km/h	01:12.578	91,76 km/h
		Lauf 3: 00:25.864	00:36.735	00:12.574	99,71 km/h	01:15.173	88,60 km/h
27	358	MEYER Alain	VW Golf				
		Lauf 1: 00:23.500	00:36.583	00:12.524	96,91 km/h	01:12.607	91,73 km/h
		Lauf 2: 00:23.336	00:36.670	00:13.546	87,73 km/h	01:13.552	90,55 km/h
		Lauf 3: 00:26.963	00:42.453	00:14.015	91,44 km/h	01:23.431	79,83 km/h
28	354	MARECHAL Henri	Renault Clio 3 Cup				
		Lauf 1: 00:24.422	00:35.720	00:12.784	92,34 km/h	01:12.926	91,33 km/h
		Lauf 2: 00:24.264	00:35.865	00:12.989	104,87 km/h	01:13.118	91,09 km/h
		Lauf 3: *	*	*	* km/h	*	* km/h
29	355	MOREAU Bastien	Renault Clio 3 RS				
		Lauf 1: 00:25.857	00:38.698	00:12.385	102,15 km/h	01:16.940	86,56 km/h
		Lauf 2: 00:24.473	00:36.628	00:12.076	105,61 km/h	01:13.177	91,01 km/h
		Lauf 3: *	*	*	* km/h	*	* km/h
30	359	FLAMMANG Tania	Peugeot 206 RC				
		Lauf 1: 00:26.807	00:39.406	00:13.017	94,81 km/h	01:19.230	84,06 km/h
		Lauf 2: 00:26.146	00:38.479	00:13.019	95,50 km/h	01:17.644	85,78 km/h
		Lauf 3: 00:28.314	00:40.351	00:14.305	90,50 km/h	01:22.970	80,27 km/h
31	356	BECKER Pascal	Renault Clio II RS				
		Lauf 1: 00:26.073	00:41.189	00:13.633	97,10 km/h	01:20.895	82,33 km/h
		Lauf 2: 00:25.512	00:40.998	00:13.338	98,89 km/h	01:19.848	83,41 km/h
		Lauf 3: 00:27.519	00:43.963	00:14.342	93,88 km/h	01:25.824	77,60 km/h