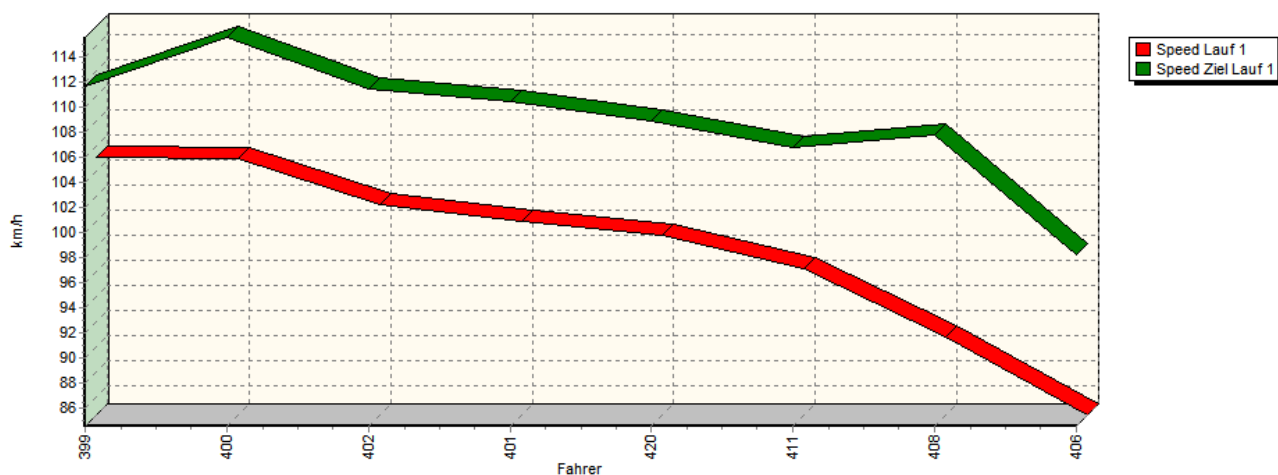


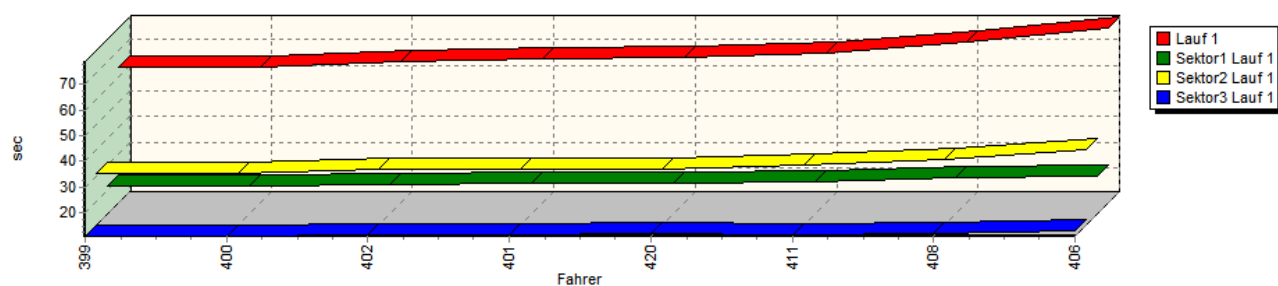
## Sektorzeiten & Speeds

Groupe E1-Nat.+E1-FIA+E1-EX+E1-Berg(DMSB)+H(DMSB)+CTC/CGT(DMSB)+FS(DMSB)+gr. nat. Classe 22b: +1150-1400 ccm

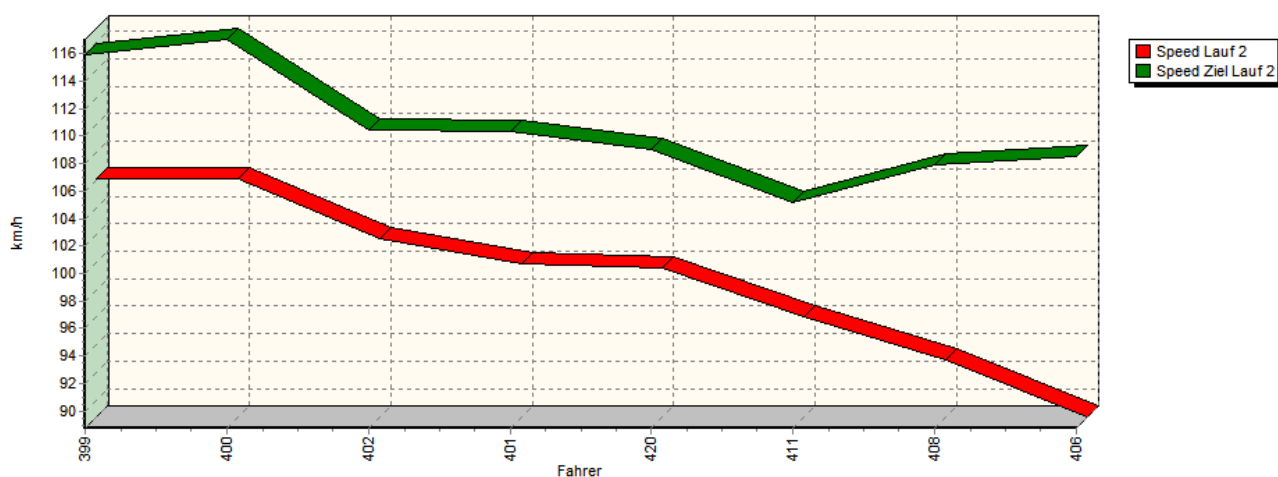
Speed-Diagramm Lauf 1



Sektor-Diagramm (Rest) Lauf 1



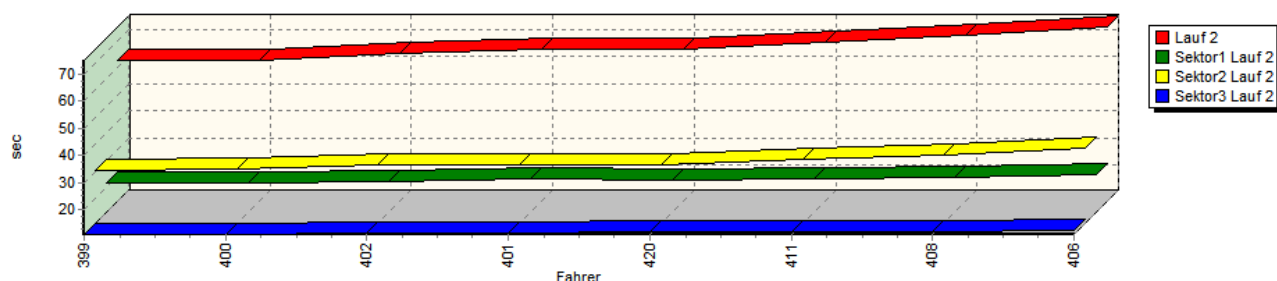
Speed-Diagramm Lauf 2



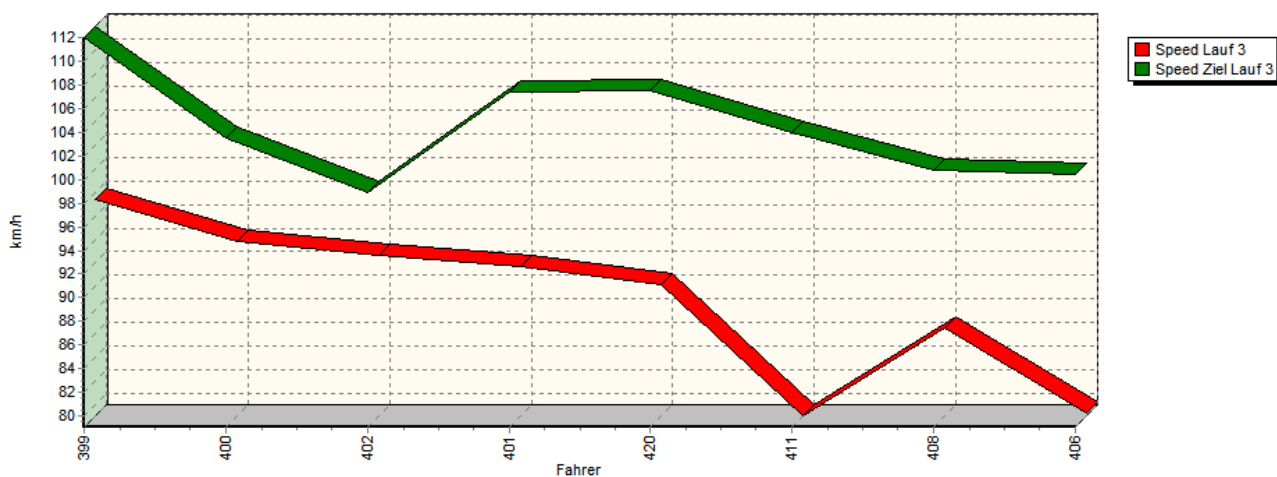
## Sektorzeiten & Speeds

Groupe E1-Nat.+E1-FIA+E1-EX+E1-Berg(DMSB)+H(DMSB)+CTC/CGT(DMSB)+FS(DMSB)+gr. nat. Classe 22b: +1150-1400 ccm

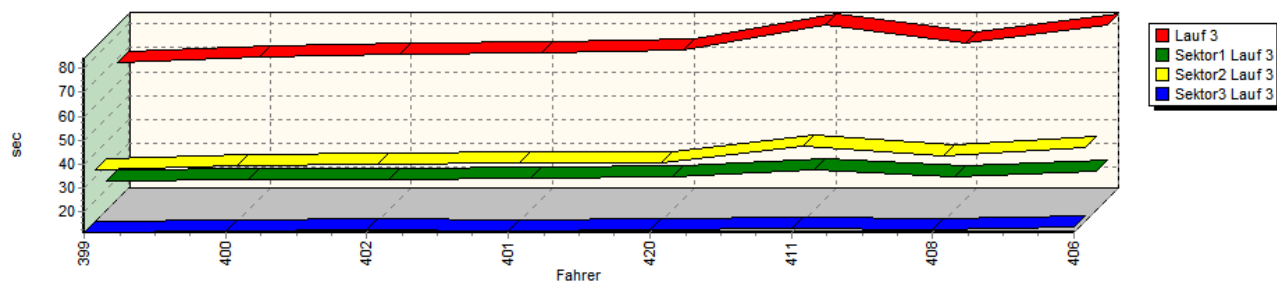
### Sektor-Diagramm (Rest) Lauf 2



### Speed-Diagramm Lauf 3



### Sektor-Diagramm (Rest) Lauf 3



Rg.	Nr.	Sektor 1	Sektor 2	Sektor 3	Speed Ziel	Laufzeit	Speed (Lauf)	
1	399	<b>EBENHÖH Armin</b>		VW Scirocco-Hayabusa				
		Lauf 1:	00:21.793	00:30.752	00:10.832	111,72 km/h	01:03.377	105,09 km/h
		Lauf 2:	00:21.526	00:30.425	00:10.821	115,97 km/h	01:02.772	106,10 km/h
		Lauf 3:	00:23.678	00:33.260	00:11.445	112,04 km/h	01:08.383	97,39 km/h



## European Hill Race

Bergrennen in Eschdorf

6. - 7. Mai 2017

Luxemburger Bergmeisterschaft für Tourenwagen 2017

Luxemburger Bergmeisterschaft für Sportwagen 2017

DMSB Automobil-Berg-Cup 2017 / DMSB Team-Cup 2017

KW Berg-Cup 2017



## Sektorzeiten & Speeds

Groupe E1-Nat.+E1-FIA+E1-EX+E1-Berg(DMSB)+H(DMSB)+CTC/CGT(DMSB)+FS(DMSB)+gr. nat. Classe 22b: +1150-1400 ccm

Rg.	Nr.	Sektor 1	Sektor 2	Sektor 3	Speed Ziel	Laufzeit	Speed (Lauf)
2	400	<b>WEISSDORN Franz</b>	VW Polo Hayabusa				
		Lauf 1: 00:21.830	00:30.799	00:10.801	115,56 km/h	01:03.430	105,00 km/h
		Lauf 2: 00:21.372	00:30.709	00:10.705	117,04 km/h	01:02.786	106,08 km/h
		Lauf 3: 00:24.074	00:34.609	00:12.285	103,51 km/h	01:10.968	93,84 km/h
3	402	<b>DUSCHER Frank</b>	VW Polo				
		Lauf 1: 00:22.106	00:32.465	00:11.132	111,46 km/h	01:05.703	101,37 km/h
		Lauf 2: 00:21.825	00:32.338	00:11.310	110,43 km/h	01:05.473	101,72 km/h
		Lauf 3: 00:24.092	00:35.216	00:12.572	98,87 km/h	01:11.880	92,65 km/h
4	401	<b>ABB Nils</b>	VW Schneider Polo II 8V				
		Lauf 1: 00:22.570	00:32.569	00:11.497	110,44 km/h	01:06.636	99,95 km/h
		Lauf 2: 00:23.027	00:32.244	00:11.397	110,39 km/h	01:06.668	99,90 km/h
		Lauf 3: 00:24.856	00:35.709	00:12.054	107,41 km/h	01:12.619	91,71 km/h
5	420	<b>BERNERT Klaus</b>	VW Polo 16V				
		Lauf 1: 00:22.967	00:32.740	00:11.665	108,92 km/h	01:07.372	98,85 km/h
		Lauf 2: 00:22.718	00:32.472	00:11.663	109,01 km/h	01:06.853	99,62 km/h
		Lauf 3: 00:25.231	00:36.063	00:12.585	107,56 km/h	01:13.879	90,15 km/h
6	411	<b>MAYER Tobias</b>	VW Polo 16V				
		Lauf 1: 00:23.555	00:34.389	00:11.316	106,72 km/h	01:09.260	96,16 km/h
		Lauf 2: 00:23.231	00:34.612	00:11.485	105,16 km/h	01:09.328	96,07 km/h
		Lauf 3: 00:28.086	00:43.042	00:13.121	103,99 km/h	01:24.249	79,05 km/h
7	408	<b>WINKLER Stefan</b>	Fiat 127				
		Lauf 1: 00:24.749	00:36.597	00:12.007	107,78 km/h	01:13.353	90,79 km/h
		Lauf 2: 00:23.739	00:36.036	00:11.949	107,91 km/h	01:11.724	92,86 km/h
		Lauf 3: 00:25.649	00:38.560	00:12.737	100,82 km/h	01:16.946	86,55 km/h
8	406	<b>EBENHÖH Silvia</b>	VW Polo				
		Lauf 1: 00:25.359	00:40.236	00:13.199	98,23 km/h	01:18.794	84,52 km/h
		Lauf 2: 00:24.517	00:38.418	00:12.113	108,57 km/h	01:15.048	88,74 km/h
		Lauf 3: 00:27.788	00:42.464	00:13.743	100,51 km/h	01:23.995	79,29 km/h