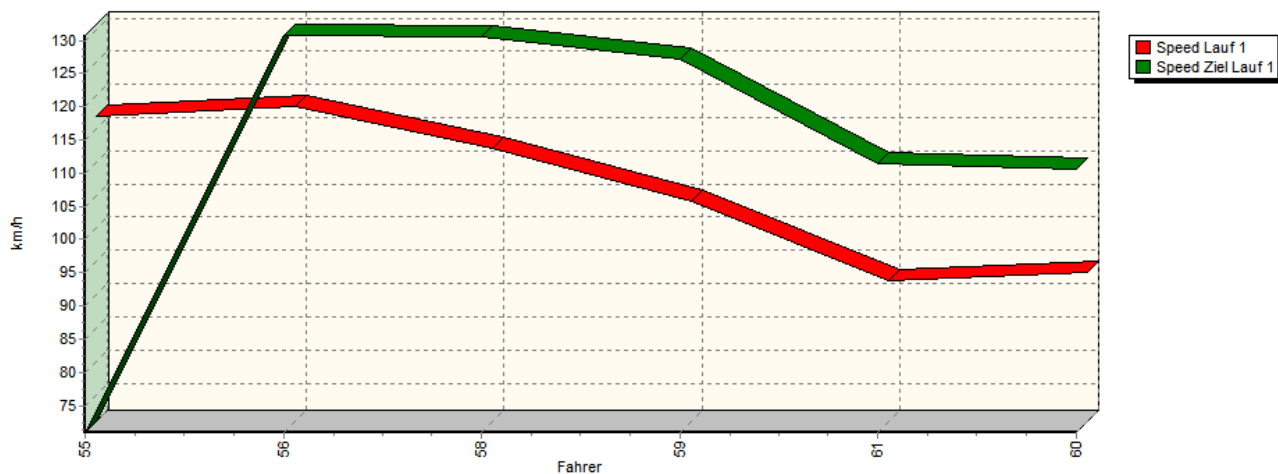


Sektorzeiten & Speeds

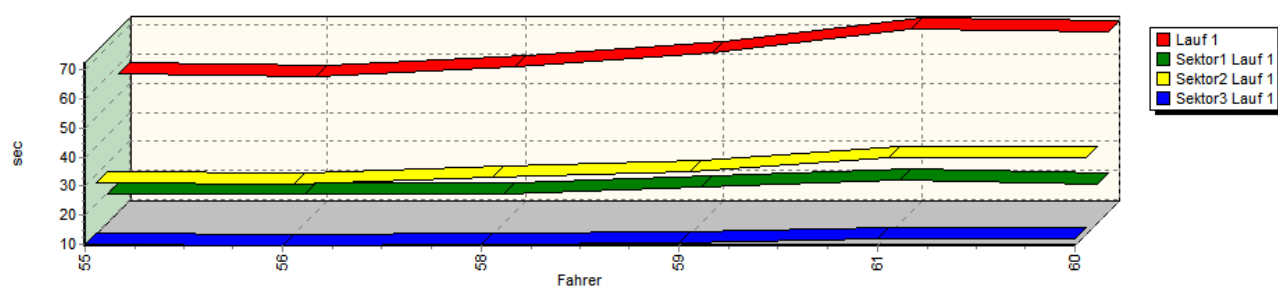
Groupe E2-SC+CN+C3+CSC(DMSB)+Groupes nat. assimilés (p.ex.: CN/CNF/CNplus (FFSA))

Groupe E2-SC+CN+C3+CSC(DMSB)+Groupes nat. assimilés (p.ex.: CN/CNF/CNplus (FFSA)) Classe 31: +1600-2000 ccm

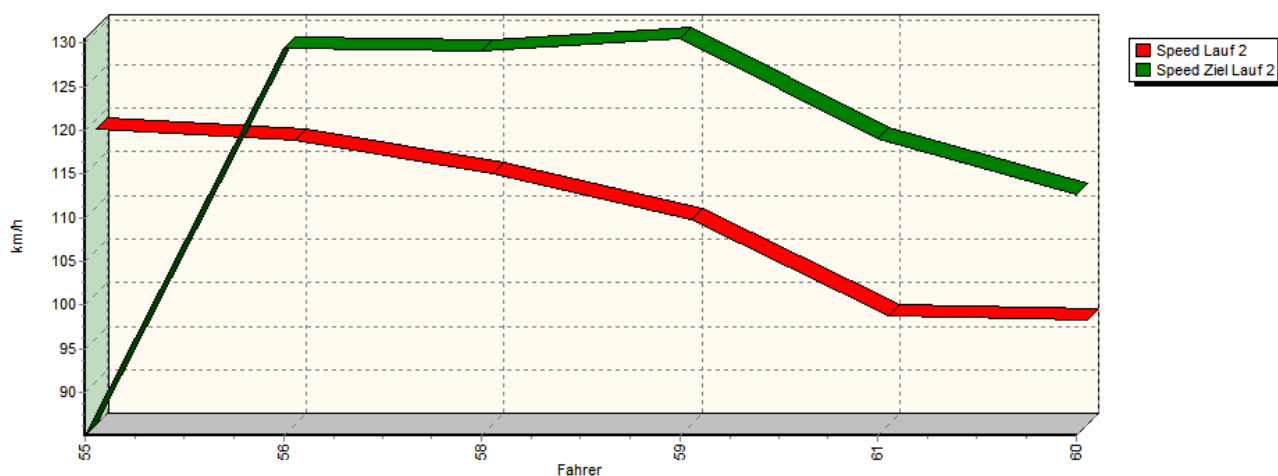
Speed-Diagramm Lauf 1



Sektor-Diagramm (Rest) Lauf 1



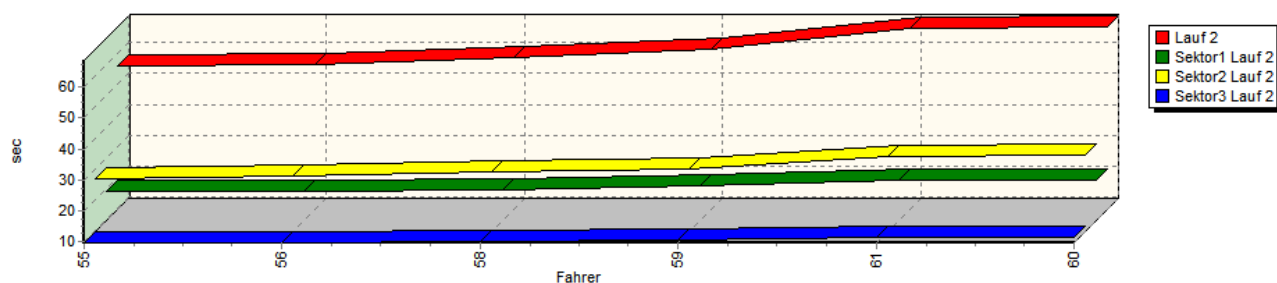
Speed-Diagramm Lauf 2



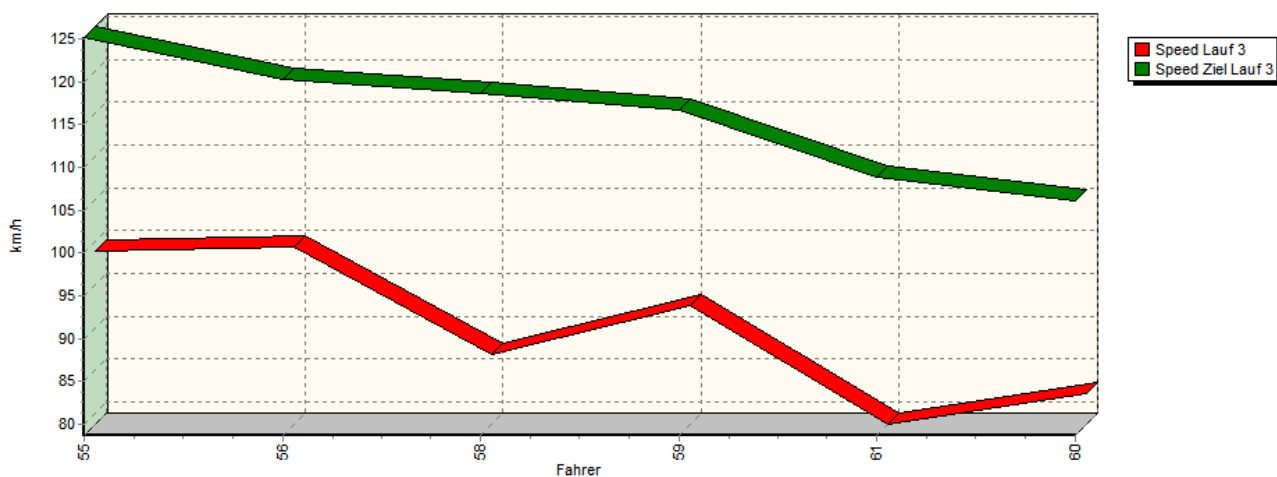
Sektorzeiten & Speeds

Groupe E2-SC+CN+C3+CSC(DMSB)+Groupes nat. assimilés (p.ex.: CN/CNF/CNplus (FFSA))

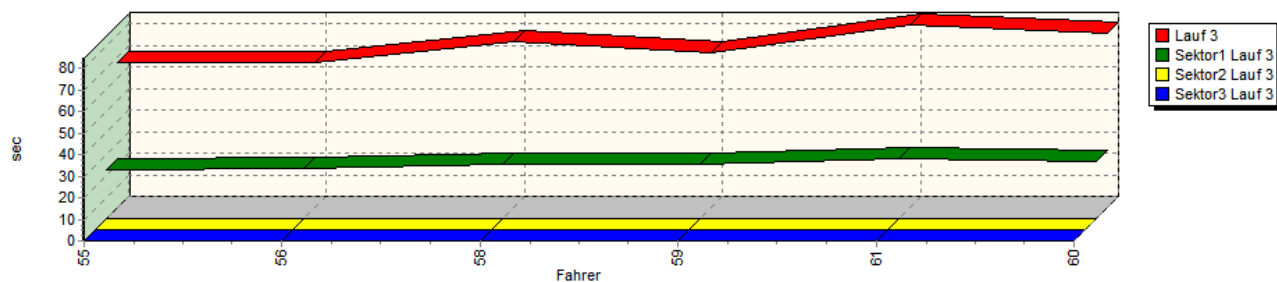
Sektor-Diagramm (Rest) Lauf 2



Speed-Diagramm Lauf 3



Sektor-Diagramm (Rest) Lauf 3



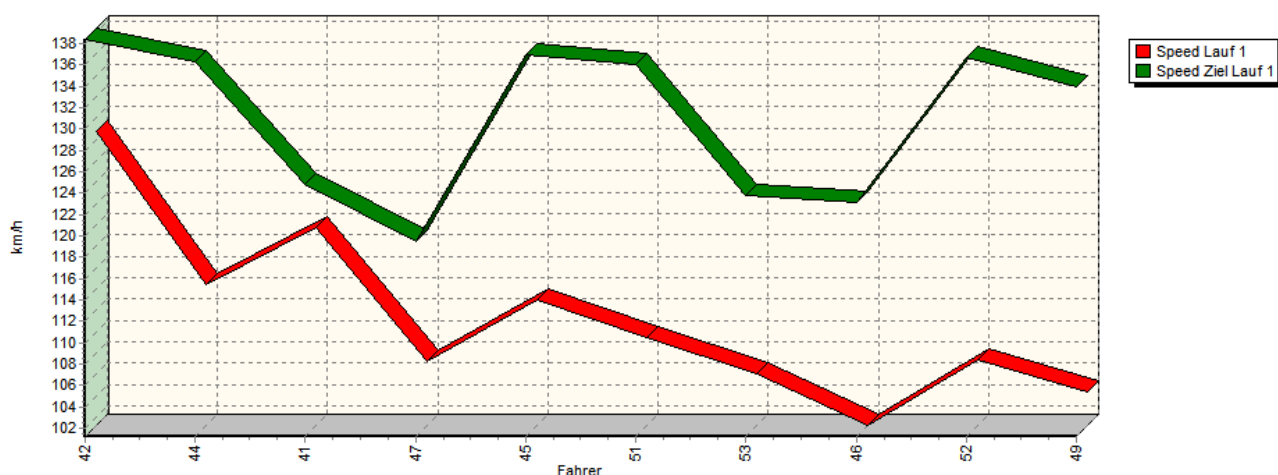
Rg.	Nr.	Sektor 1	Sektor 2	Sektor 3	Speed Ziel	Laufzeit	Speed (Lauf)	
1	55	STARCK Corentin		Norma-Honda M20FC				
		Lauf 1:	00:19.543	00:27.238	00:10.207	70,91 km/h	00:56.988	116,87 km/h
		Lauf 2:	00:19.256	00:26.859	00:09.892	85,06 km/h	00:56.007	118,91 km/h
		Lauf 3:	00:22.713	*	*	125,17 km/h	01:07.270	99,00 km/h

Sektorzeiten & Speeds

Groupe E2-SC+CN+C3+CSC(DMSB)+Groupes nat. assimilés (p.ex.: CN/CNF/CNplus (FFSA))

Rg.	Nr.	Sektor 1	Sektor 2	Sektor 3	Speed Ziel	Laufzeit	Speed (Lauf)
2	56	GONAY Emmanuel	Ligier-Honda JS53 EVO2				
		Lauf 1: 00:19.529	00:27.087	00:09.657	130,74 km/h	00:56.273	118,35 km/h
		Lauf 2: 00:19.204	00:27.741	00:09.704	129,44 km/h	00:56.649	117,57 km/h
		Lauf 3: 00:22.937	*	*	120,28 km/h	01:07.015	99,38 km/h
3	58	GOURDET Jacky	Ligier-Honda JS49				
		Lauf 1: 00:19.776	00:29.263	00:10.342	130,50 km/h	00:59.381	112,16 km/h
		Lauf 2: 00:19.450	00:28.892	00:10.230	129,15 km/h	00:58.572	113,71 km/h
		Lauf 3: 00:25.450	*	*	118,67 km/h	01:16.613	86,93 km/h
4	59	WOLPERT Mathieu	UWR-Honda WFK07				
		Lauf 1: 00:21.890	00:31.254	00:10.823	127,16 km/h	01:03.967	104,12 km/h
		Lauf 2: 00:21.113	00:29.767	00:10.491	130,52 km/h	01:01.371	108,52 km/h
		Lauf 3: 00:24.882	*	*	116,76 km/h	01:11.958	92,55 km/h
5	61	SIEBERT Gerhard	Osella-BMW PA18				
		Lauf 1: 00:24.467	00:35.864	00:12.002	111,34 km/h	01:12.333	92,07 km/h
		Lauf 2: 00:22.984	00:33.955	00:11.337	119,00 km/h	01:08.276	97,55 km/h
		Lauf 3: 00:27.961	*	*	108,95 km/h	01:24.609	78,72 km/h
6	60	COLLISI Stephan	Behnke-BMW Condor				
		Lauf 1: 00:23.137	00:35.982	00:12.147	110,51 km/h	01:11.266	93,45 km/h
		Lauf 2: 00:22.764	00:34.327	00:11.588	112,66 km/h	01:08.679	96,97 km/h
		Lauf 3: 00:26.530	*	*	106,13 km/h	01:20.961	82,26 km/h

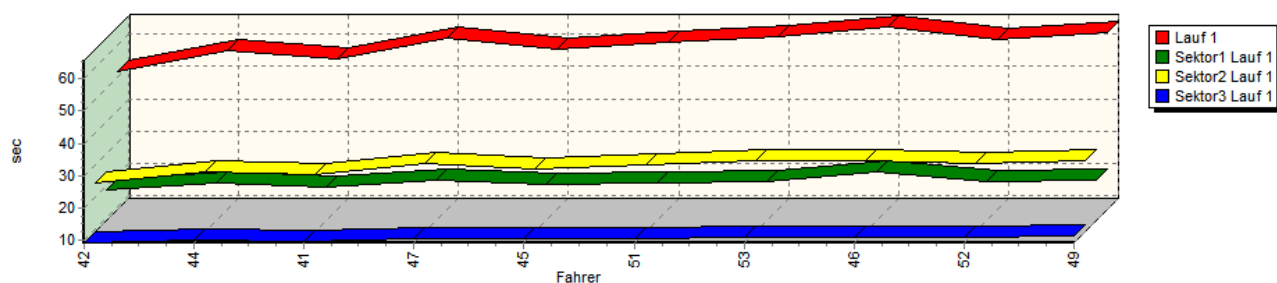
Groupe E2-SC+CN+C3+CSC(DMSB)+Groupes nat. assimilés (p.ex.: CN/CNF/CNplus (FFSA)) Classe 33: +2500-3000 ccm
Speed-Diagramm Lauf 1



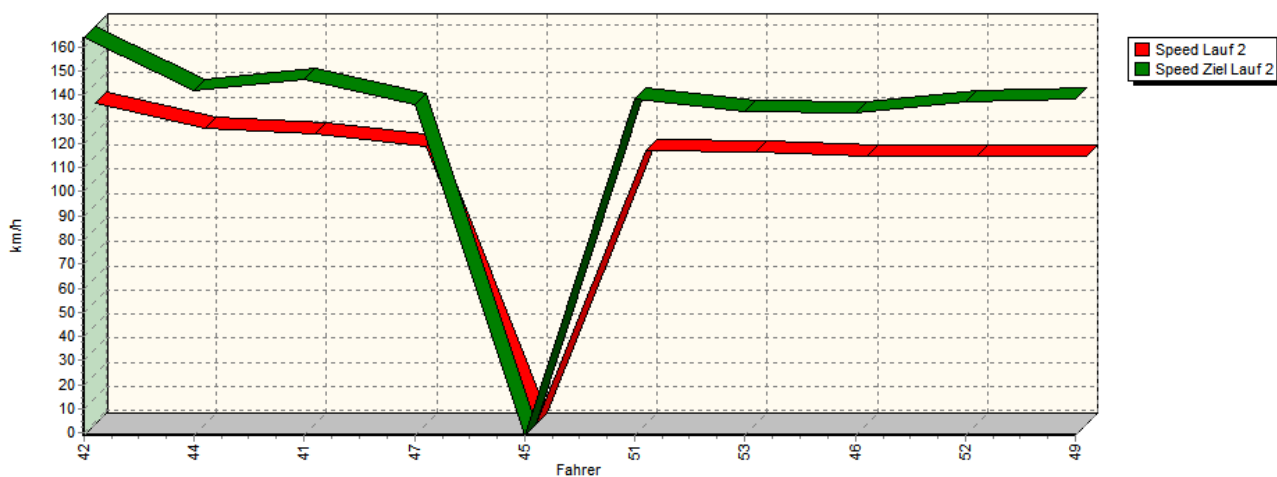
Sektorzeiten & Speeds

Groupe E2-SC+CN+C3+CSC(DMSB)+Groupes nat. assimilés (p.ex.: CN/CNF/CNplus (FFSA))

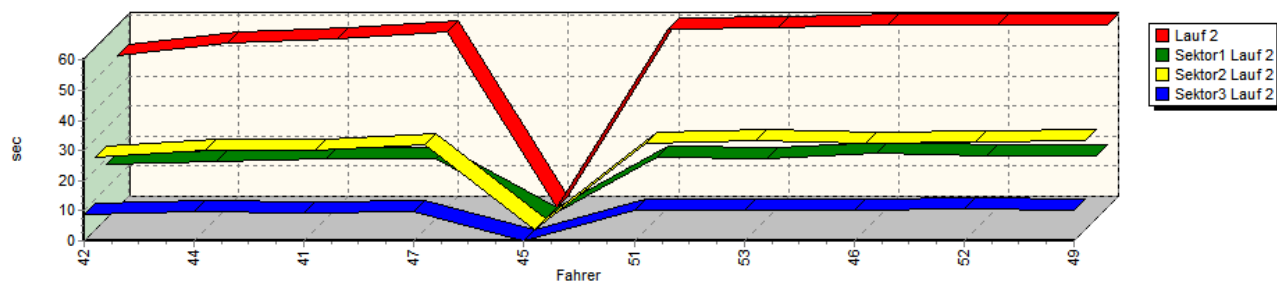
Sektor-Diagramm (Rest) Lauf 1



Speed-Diagramm Lauf 2



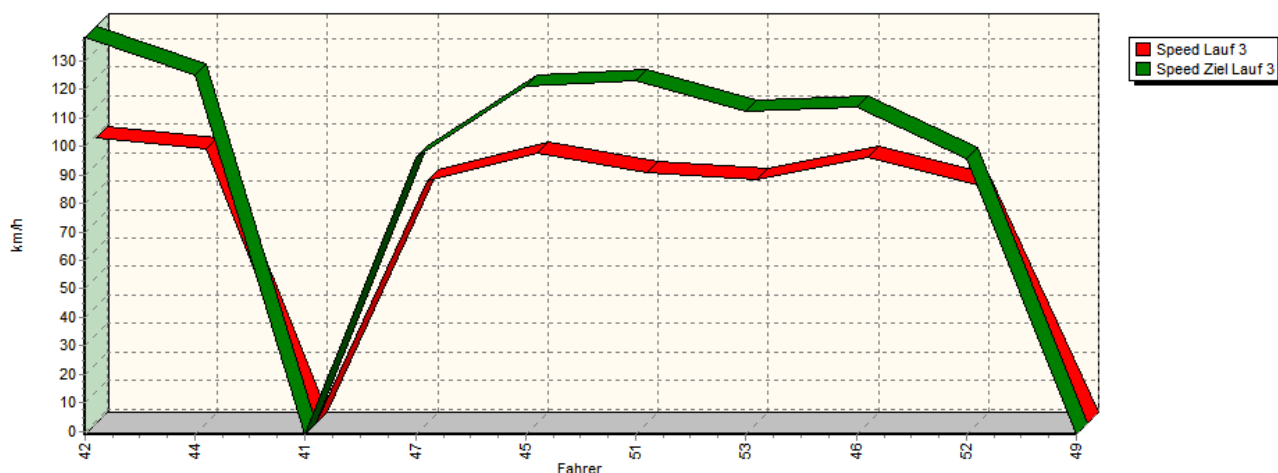
Sektor-Diagramm (Rest) Lauf 2



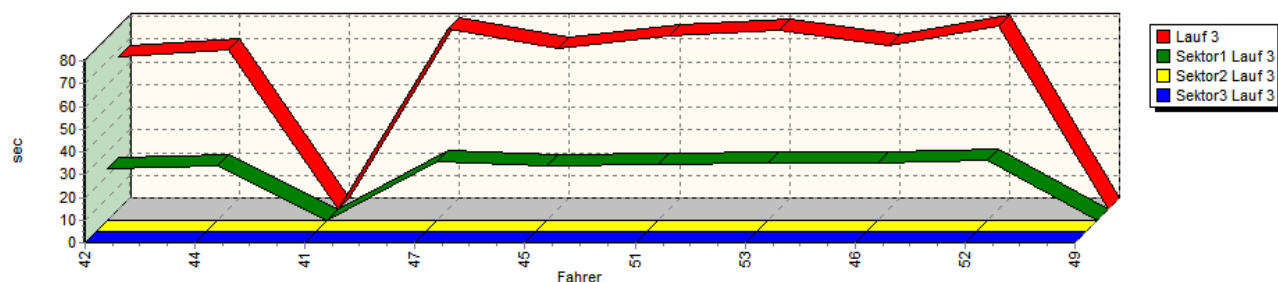
Sektorzeiten & Speeds

Groupe E2-SC+CN+C3+CSC(DMSB)+Groupes nat. assimilés (p.ex.: CN/CNF/CNplus (FFSA))

Speed-Diagramm Lauf 3



Sektor-Diagramm (Rest) Lauf 3



Rg.	Nr.	Sektor 1	Sektor 2	Sektor 3	Speed Ziel	Laufzeit	Speed (Lauf)
1	42	DE CONINCK Jelle	Norma-Honda M20FC turbo				
		Lauf 1: 00:18.390	00:24.367	00:09.003	138,38 km/h	00:51.760	128,67 km/h
		Lauf 2: 00:17.907	00:23.873	00:08.614	163,88 km/h	00:50.394	132,16 km/h
		Lauf 3: 00:22.585	*	*	138,09 km/h	01:07.396	98,82 km/h
2	44	MARCHAL Jacques	Norma-BMW M20 F				
		Lauf 1: 00:20.790	00:27.543	00:09.886	136,27 km/h	00:58.219	114,40 km/h
		Lauf 2: 00:18.749	00:26.350	00:09.651	142,07 km/h	00:54.750	121,64 km/h
		Lauf 3: 00:23.711	*	*	124,81 km/h	01:10.091	95,02 km/h
3	41	STEINER Marcel	LobArt-Mugen LA01				
		Lauf 1: 00:19.311	00:26.879	00:09.430	124,76 km/h	00:55.620	119,74 km/h
		Lauf 2: 00:19.972	00:26.455	00:09.334	146,39 km/h	00:55.761	119,44 km/h
		Lauf 3: *	*	*	* km/h	*	* km/h
4	47	VIELMI Benjamin	Osella-BMW Pa27				
		Lauf 1: 00:21.404	00:30.302	00:10.437	119,48 km/h	01:02.143	107,17 km/h
		Lauf 2: 00:20.059	00:28.441	00:09.821	136,00 km/h	00:58.321	114,19 km/h
		Lauf 3: 00:26.055	*	*	96,21 km/h	01:19.531	83,74 km/h

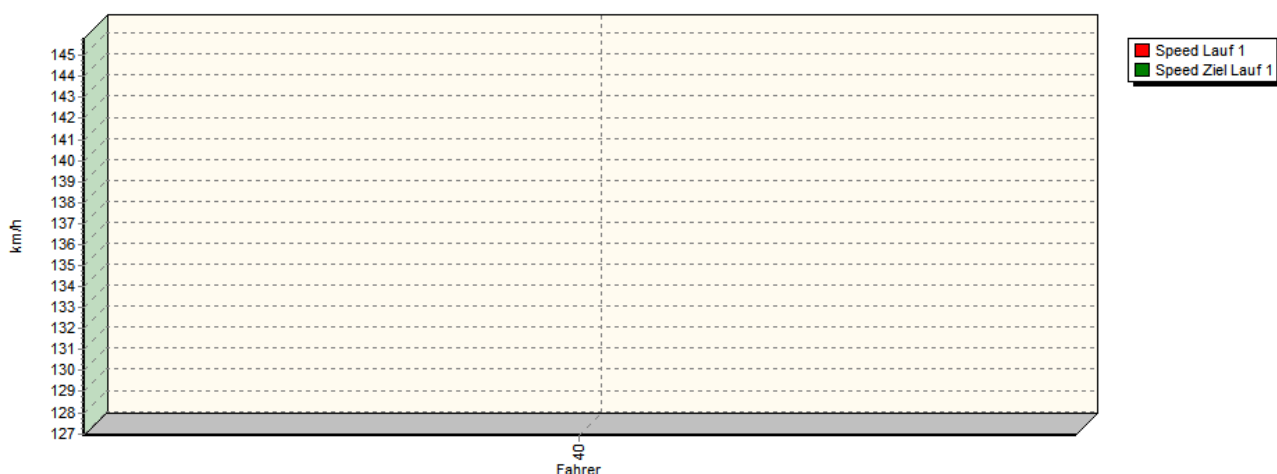
Sektorzeiten & Speeds

Groupe E2-SC+CN+C3+CSC(DMSB)+Groupes nat. assimilés (p.ex.: CN/CNF/CNplus (FFSA))

Rg.	Nr.	Sektor 1	Sektor 2	Sektor 3	Speed Ziel	Laufzeit	Speed (Lauf)
5	45	HUBERT Georges	Norma-BMW M20 F Evo				
		Lauf 1: 00:20.256	00:28.593	00:10.087	136,93 km/h	00:58.936	113,00 km/h
		Lauf 2: *	*	*	* km/h	*	* km/h
		Lauf 3: 00:24.017	*	*	120,79 km/h	01:11.004	93,80 km/h
6	51	GEBHARD Dino	Osella-BMW PA20 S				
		Lauf 1: 00:20.605	00:29.812	00:10.460	136,02 km/h	01:00.877	109,40 km/h
		Lauf 2: 00:20.220	00:28.902	00:10.097	138,68 km/h	00:59.219	112,46 km/h
		Lauf 3: 00:24.793	*	*	122,97 km/h	01:16.631	86,91 km/h
7	53	PERVEUX Didier	Radical-Powertec SR8LM V8				
		Lauf 1: 00:21.091	00:31.089	00:10.652	123,74 km/h	01:02.832	106,00 km/h
		Lauf 2: 00:19.967	00:29.397	00:10.243	133,05 km/h	00:59.607	111,73 km/h
		Lauf 3: 00:25.173	*	*	112,28 km/h	01:19.080	84,22 km/h
8	46	MAAS Frank	Osella-BMW PA20 S				
		Lauf 1: 00:23.998	00:31.266	00:10.531	123,12 km/h	01:05.795	101,22 km/h
		Lauf 2: 00:21.556	00:28.762	00:10.238	132,74 km/h	01:00.556	109,98 km/h
		Lauf 3: 00:25.242	*	*	113,81 km/h	01:12.238	92,20 km/h
9	52	BOVIER Jean-Pierre	Osella-BMW PA20 S				
		Lauf 1: 00:21.001	00:30.162	00:10.842	136,72 km/h	01:02.005	107,41 km/h
		Lauf 2: 00:20.903	00:29.237	00:10.417	137,10 km/h	01:00.557	109,98 km/h
		Lauf 3: 00:26.764	*	*	95,59 km/h	01:20.671	82,56 km/h
10	49	BREBSOM Nicolas	Norma-NME M20 FC				
		Lauf 1: 00:21.674	00:31.120	00:11.062	133,93 km/h	01:03.856	104,30 km/h
		Lauf 2: 00:20.799	00:29.466	00:10.330	138,68 km/h	01:00.595	109,91 km/h
		Lauf 3: *	*	*	* km/h	*	* km/h

Groupe E2-SC+CN+C3+CSC(DMSB)+Groupes nat. assimilés (p.ex.: CN/CNF/CNplus (FFSA)) Classe 38: OpenSC limité -4000

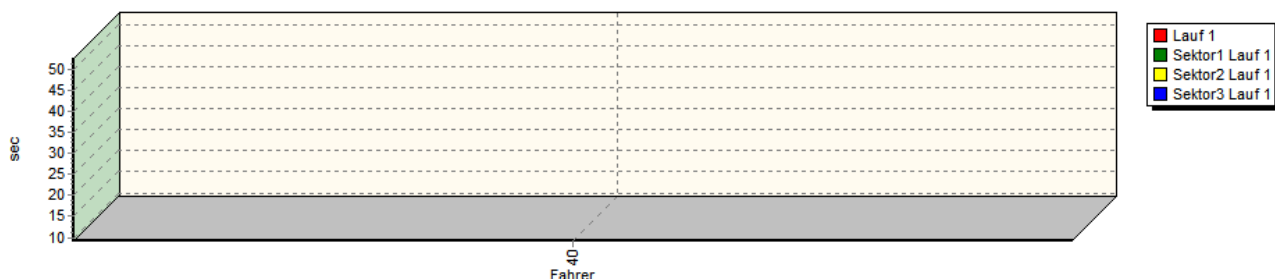
Speed-Diagramm Lauf 1



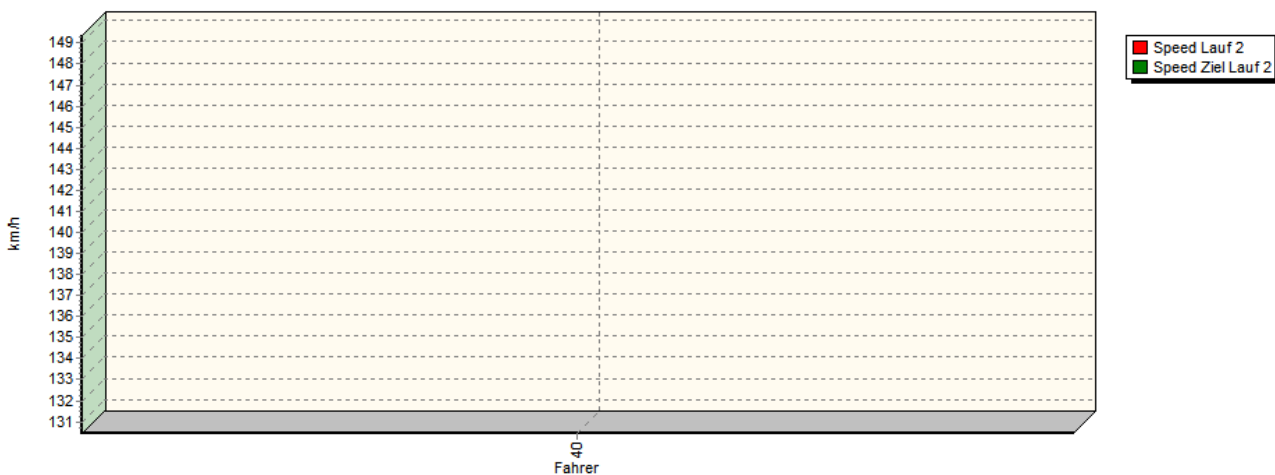
Sektorzeiten & Speeds

Groupe E2-SC+CN+C3+CSC(DMSB)+Groupes nat. assimilés (p.ex.: CN/CNF/CNplus (FFSA))

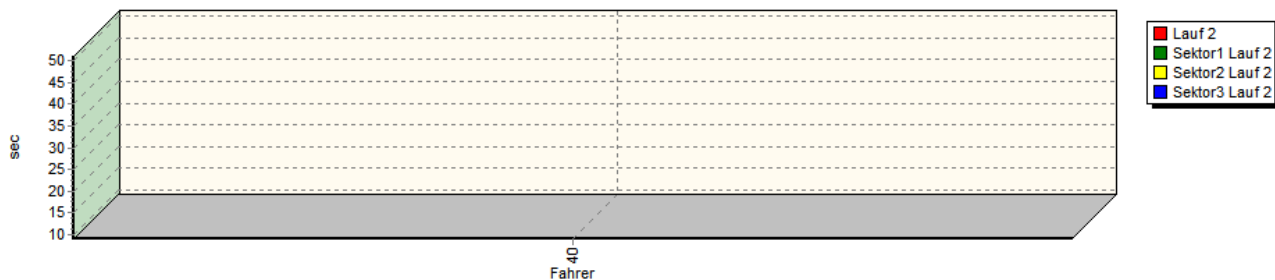
Sektor-Diagramm (Rest) Lauf 1



Speed-Diagramm Lauf 2



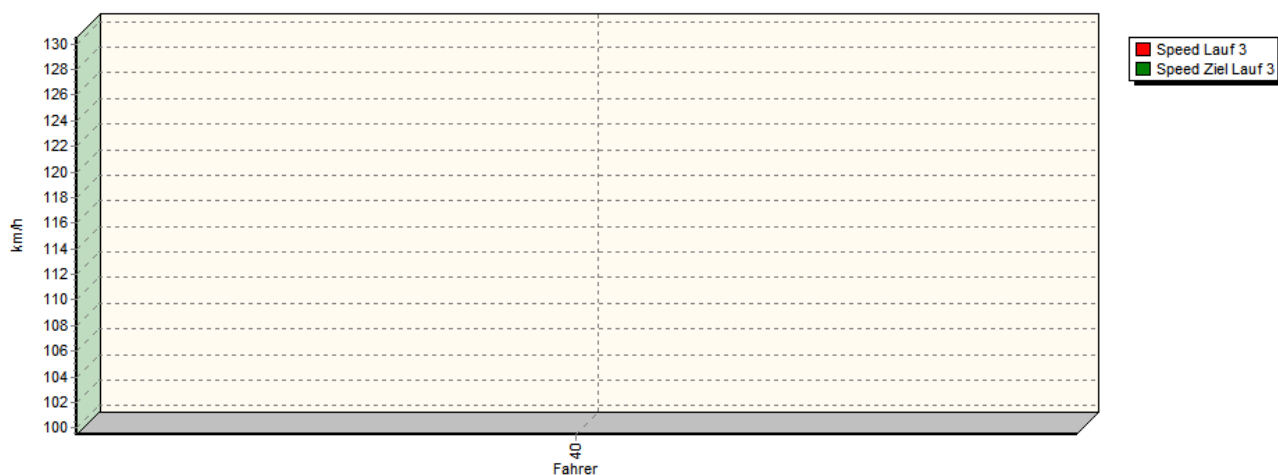
Sektor-Diagramm (Rest) Lauf 2



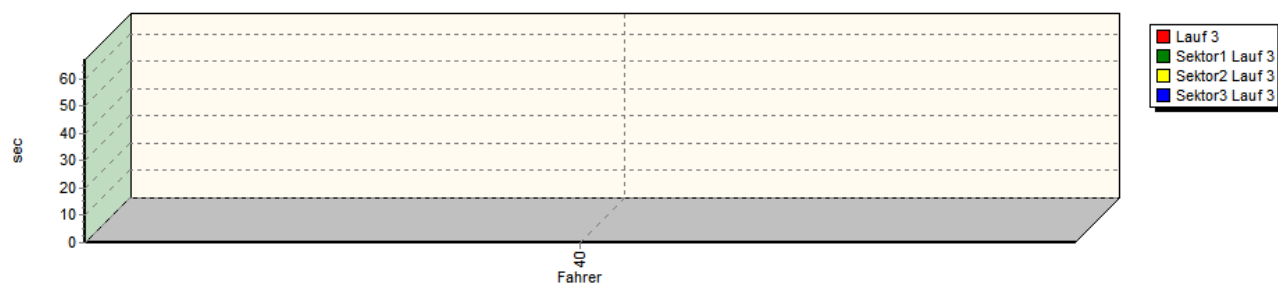
Sektorzeiten & Speeds

Groupe E2-SC+CN+C3+CSC(DMSB)+Groupes nat. assimilés (p.ex.: CN/CNF/CNplus (FFSA))

Speed-Diagramm Lauf 3



Sektor-Diagramm (Rest) Lauf 3



Rg.	Nr.	Sektor 1	Sektor 2	Sektor 3	Speed Ziel	Laufzeit	Speed (Lauf)	
1	40	FRANTZ Cyrille		Norma-BMW M20 FC V8				
		Lauf 1:	00:18.343	00:24.917	00:09.220	145,81 km/h	00:52.480	126,91 km/h
		Lauf 2:	00:18.141	00:23.939	00:08.980	149,36 km/h	00:51.060	130,44 km/h
		Lauf 3:	00:23.389	*	*	130,50 km/h	01:06.936	99,50 km/h