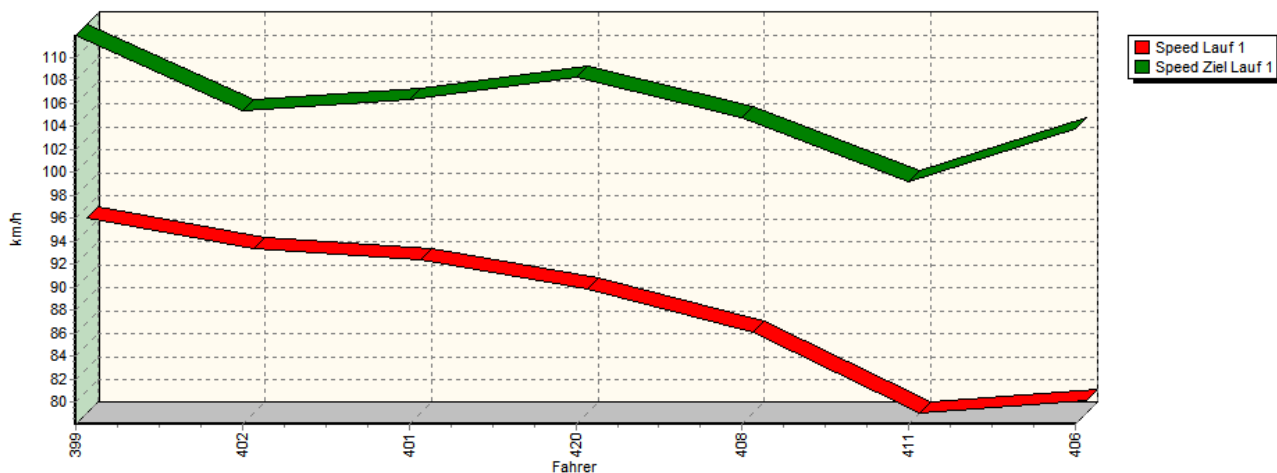


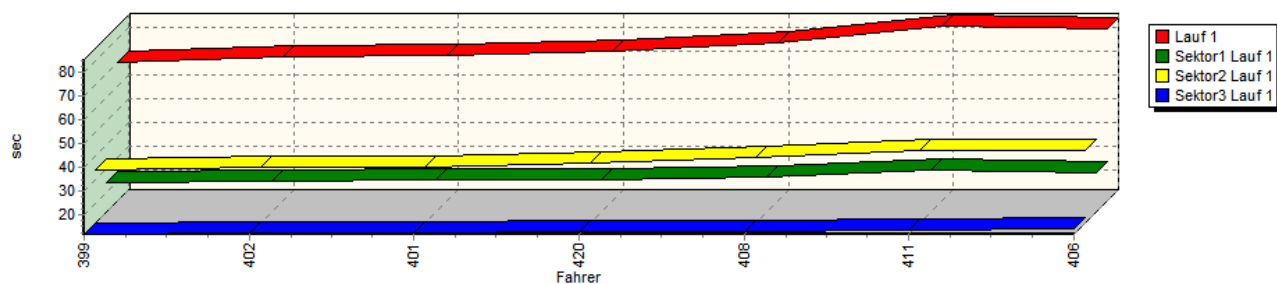
## Sektorzeiten & Speeds

Groupe E1-Nat.+E1-FIA+E1-EX+E1-Berg(DMSB)+H(DMSB)+CTC/CGT(DMSB)+FS(DMSB)+gr. nat. Classe 22b: +1150-1400 ccm

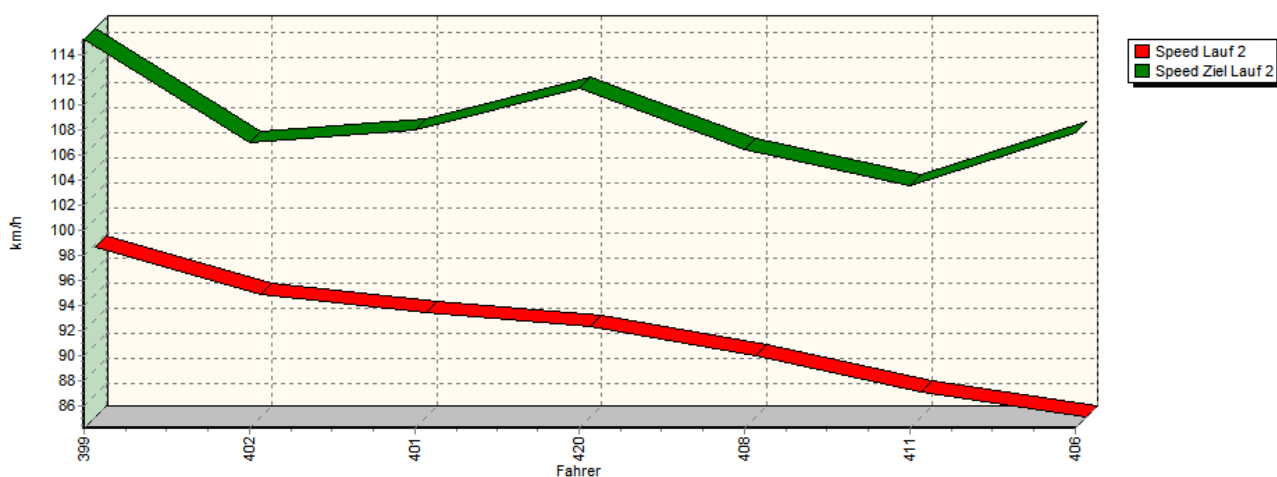
Speed-Diagramm Lauf 1



Sektor-Diagramm (Rest) Lauf 1



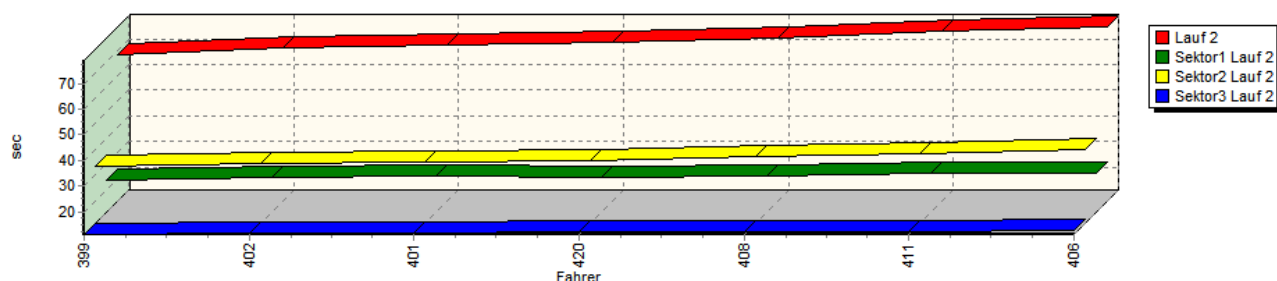
Speed-Diagramm Lauf 2



## Sektorzeiten & Speeds

Groupe E1-Nat.+E1-FIA+E1-EX+E1-Berg(DMSB)+H(DMSB)+CTC/CGT(DMSB)+FS(DMSB)+gr. nat. Classe 22b: +1150-1400 ccm

Sektor-Diagramm (Rest) Lauf 2



Rg.	Nr.	Sektor 1	Sektor 2	Sektor 3	Speed Ziel	Laufzeit	Speed (Lauf)
1	399	<b>EBENHÖH Armin</b>	VW Scirocco-Hayabusa				
		Lauf 1: 00:24.067	00:34.277	00:11.719	111,90 km/h	01:10.063	95,06 km/h
		Lauf 2: 00:23.729	00:33.325	00:11.079	115,19 km/h	01:08.133	97,75 km/h
2	402	<b>DUSCHER Frank</b>	VW Polo				
		Lauf 1: 00:24.559	00:35.186	00:12.371	105,36 km/h	01:12.116	92,35 km/h
		Lauf 2: 00:24.433	00:34.605	00:11.848	106,93 km/h	01:10.886	93,95 km/h
3	401	<b>ABB Nils</b>	VW Schneider Polo II 8V				
		Lauf 1: 00:25.077	00:35.283	00:12.527	106,35 km/h	01:12.887	91,37 km/h
		Lauf 2: 00:25.060	00:35.116	00:11.777	108,02 km/h	01:11.953	92,56 km/h
4	420	<b>BERNERT Klaus</b>	VW Polo 16V				
		Lauf 1: 00:25.485	00:36.863	00:12.607	108,26 km/h	01:14.955	88,85 km/h
		Lauf 2: 00:24.943	00:35.734	00:12.153	111,32 km/h	01:12.830	91,45 km/h
5	408	<b>WINKLER Stefan</b>	Fiat 127				
		Lauf 1: 00:26.399	00:39.092	00:12.774	104,80 km/h	01:18.265	85,10 km/h
		Lauf 2: 00:25.322	00:37.387	00:12.075	106,41 km/h	01:14.784	89,06 km/h
6	411	<b>MAYER Tobias</b>	VW Polo 16V				
		Lauf 1: 00:29.312	00:42.550	00:13.428	99,15 km/h	01:25.290	78,09 km/h
		Lauf 2: 00:26.344	00:38.515	00:12.390	103,56 km/h	01:17.249	86,22 km/h
7	406	<b>EBENHÖH Silvia</b>	VW Polo				
		Lauf 1: 00:27.915	00:42.251	00:13.943	103,80 km/h	01:24.109	79,18 km/h
		Lauf 2: 00:26.207	00:39.980	00:12.888	107,77 km/h	01:19.075	84,22 km/h