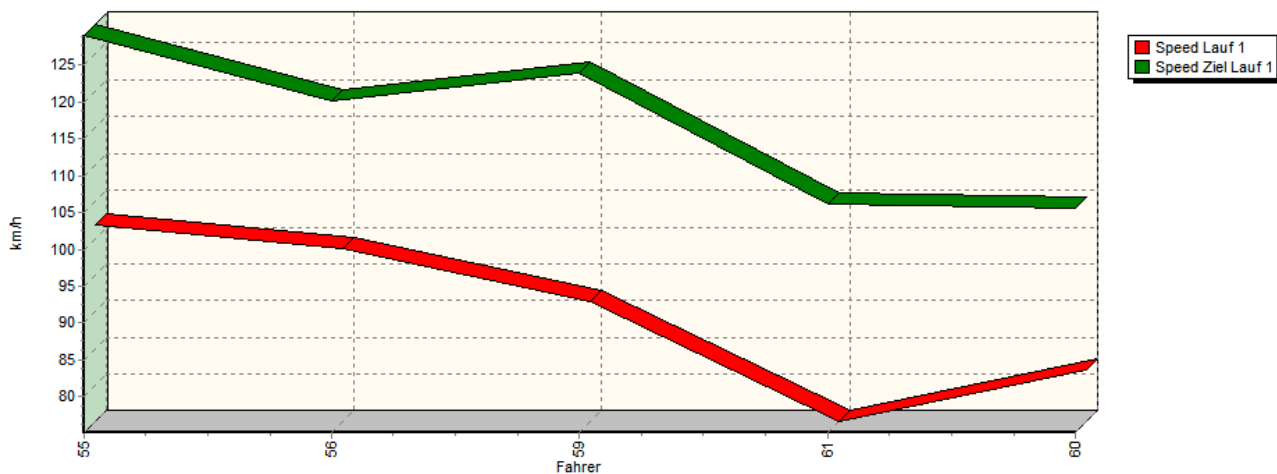


## Sektorzeiten & Speeds

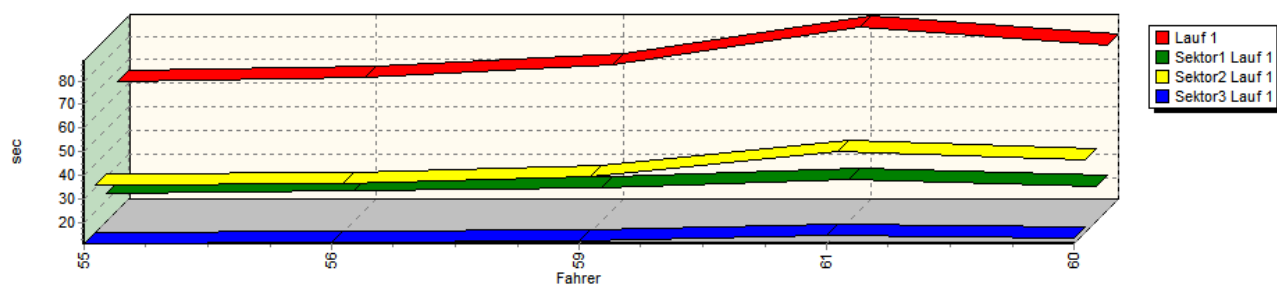
Groupe E2-SC+CN+C3+CSC(DMSB)+Groupes nat. assimilés (p.ex.: CN/CNF/CNplus (FFSA))

Groupe E2-SC+CN+C3+CSC(DMSB)+Groupes nat. assimilés (p.ex.: CN/CNF/CNplus (FFSA)) Classe 31: +1600-2000 ccm

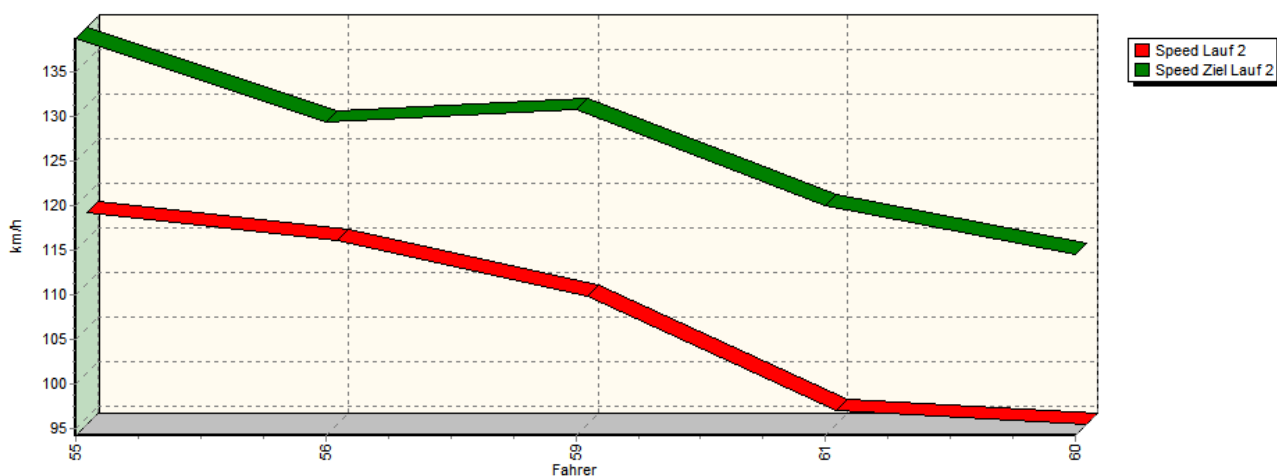
Speed-Diagramm Lauf 1



Sektor-Diagramm (Rest) Lauf 1



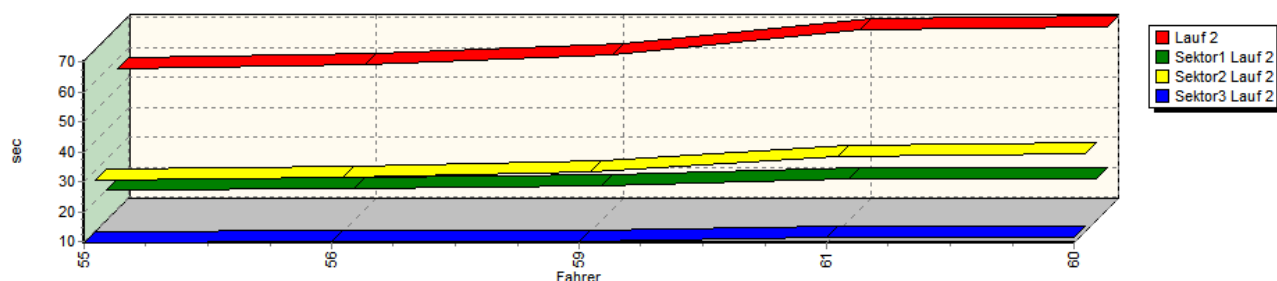
Speed-Diagramm Lauf 2



## Sektorzeiten & Speeds

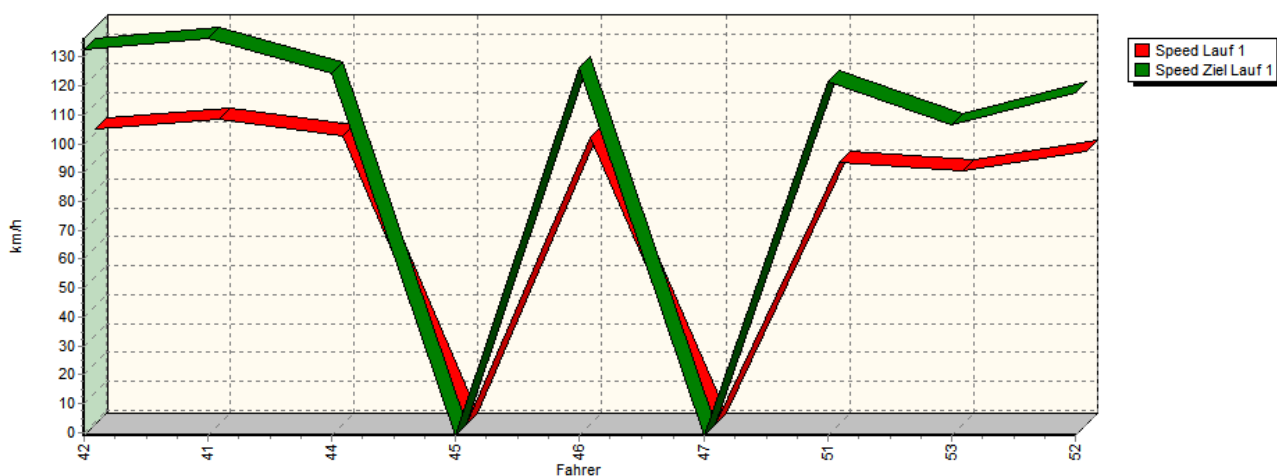
Groupe E2-SC+CN+C3+CSC(DMSB)+Groupes nat. assimilés (p.ex.: CN/CNF/CNplus (FFSA))

Sektor-Diagramm (Rest) Lauf 2



Rg.	Nr.	Sektor 1	Sektor 2	Sektor 3	Speed Ziel	Laufzeit	Speed (Lauf)
1	55	<b>STARCK Corentin</b>		Norma-Honda M20FC			
		Lauf 1: 00:22.824	00:31.515	00:11.118	129,05 km/h	01:05.457	101,75 km/h
		Lauf 2: 00:20.022	00:26.926	00:09.530	138,70 km/h	00:56.478	117,92 km/h
2	56	<b>GONAY Emmanuel</b>		Ligier-Honda JS53 EVO2			
		Lauf 1: 00:24.188	00:31.810	00:11.581	120,17 km/h	01:07.579	98,55 km/h
		Lauf 2: 00:20.462	00:27.707	00:09.821	129,32 km/h	00:57.990	114,85 km/h
3	59	<b>WOLPERT Mathieu</b>		UWR-Honda WFK07			
		Lauf 1: 00:25.304	00:35.080	00:12.544	123,85 km/h	01:12.928	91,32 km/h
		Lauf 2: 00:21.326	00:29.760	00:10.209	130,78 km/h	01:01.295	108,65 km/h
4	61	<b>SIEBERT Gerhard</b>		Osella-BMW PA18			
		Lauf 1: 00:28.921	00:45.152	00:14.565	106,23 km/h	01:28.638	75,14 km/h
		Lauf 2: 00:23.524	00:34.645	00:11.361	119,97 km/h	01:09.530	95,79 km/h
5	60	<b>COLLISI Stephan</b>		Behnke-BMW Condor			
		Lauf 1: 00:25.685	00:42.089	00:13.352	105,68 km/h	01:21.126	82,09 km/h
		Lauf 2: 00:23.509	00:35.613	00:11.566	114,54 km/h	01:10.688	94,22 km/h

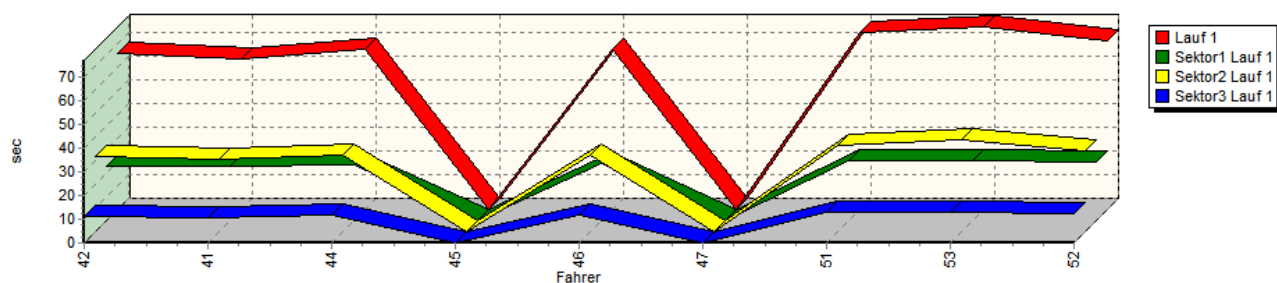
Groupe E2-SC+CN+C3+CSC(DMSB)+Groupes nat. assimilés (p.ex.: CN/CNF/CNplus (FFSA)) Classe 33: +2500-3000 ccm  
Speed-Diagramm Lauf 1



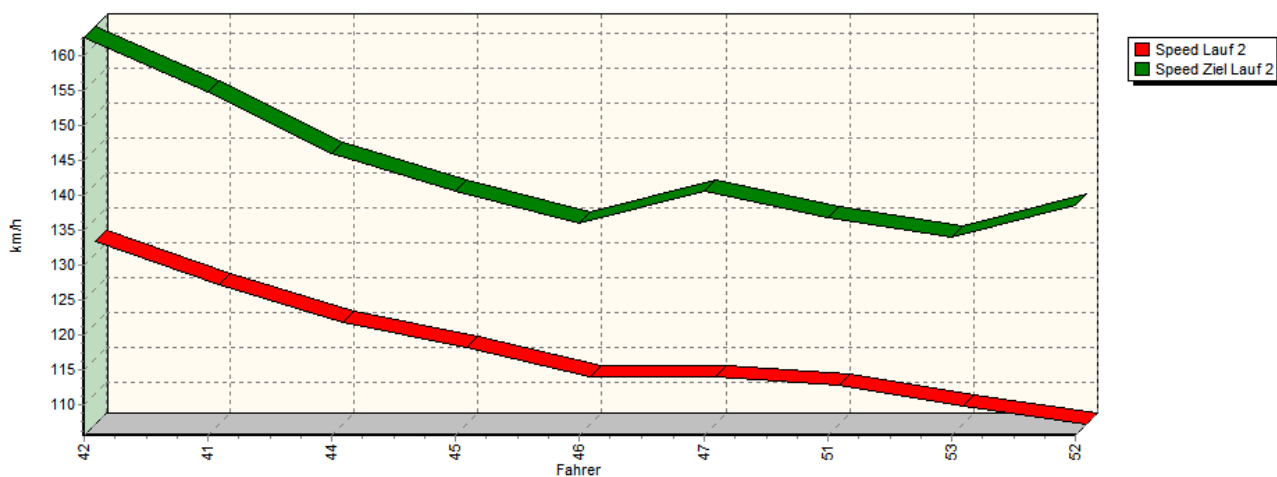
## Sektorzeiten & Speeds

Groupe E2-SC+CN+C3+CSC(DMSB)+Groupes nat. assimilés (p.ex.: CN/CNF/CNplus (FFSA))

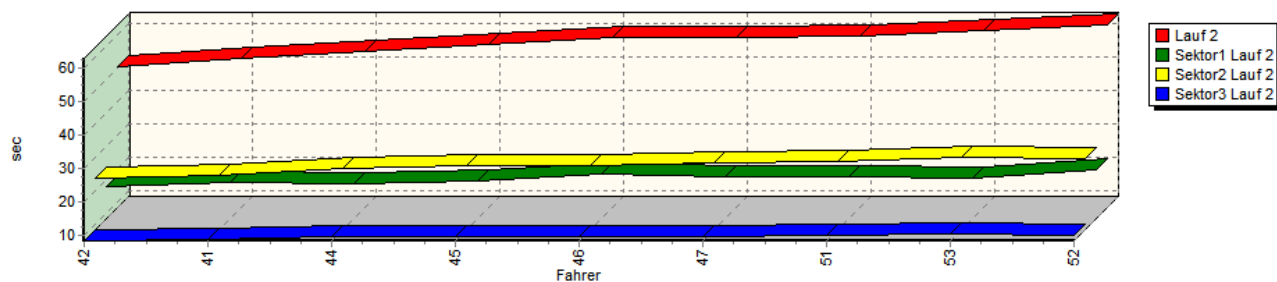
Sektor-Diagramm (Rest) Lauf 1



Speed-Diagramm Lauf 2



Sektor-Diagramm (Rest) Lauf 2



Rg.	Nr.	Sektor 1	Sektor 2	Sektor 3	Speed Ziel	Laufzeit	Speed (Lauf)	
1	42	<b>DE CONINCK Jelle</b>		Norma-Honda M20FC turbo				
		Lauf 1:	00:22.946	00:31.566	00:11.138	132,45 km/h	01:05.650	101,45 km/h
		Lauf 2:	00:18.290	00:23.734	00:08.512	162,69 km/h	00:50.536	131,79 km/h

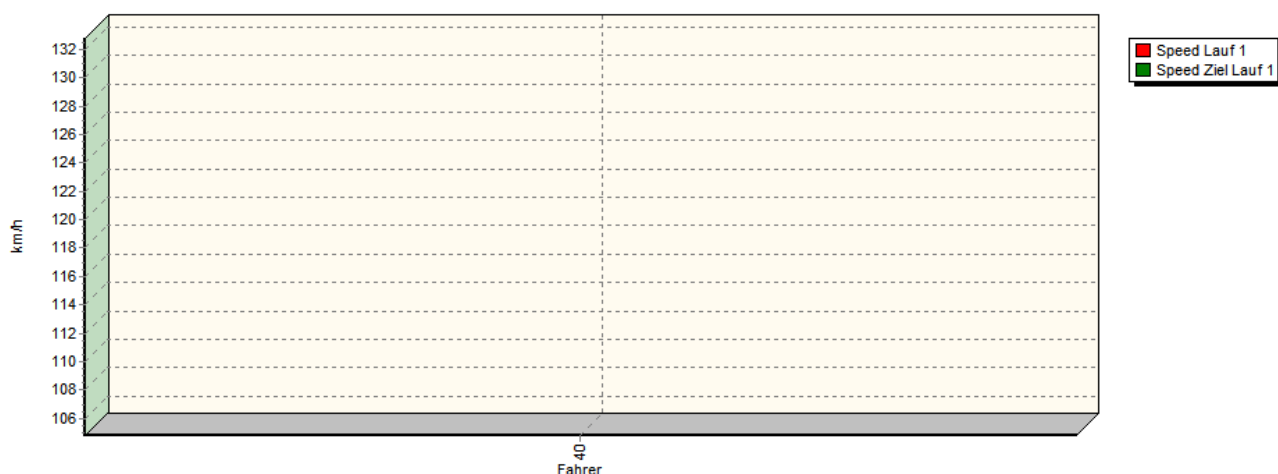
## Sektorzeiten & Speeds

Groupe E2-SC+CN+C3+CSC(DMSB)+Groupes nat. assimilés (p.ex.: CN/CNF/CNplus (FFSA))

Rg.	Nr.	Sektor 1	Sektor 2	Sektor 3	Speed Ziel	Laufzeit	Speed (Lauf)
2	41	<b>STEINER Marcel</b>	LobArt-Mugen LA01				
		Lauf 1: 00:22.637	00:30.269	00:10.748	136,41 km/h	01:03.654	104,63 km/h
		Lauf 2: 00:19.344	00:24.818	00:08.818	154,96 km/h	00:52.980	125,71 km/h
3	44	<b>MARCHAL Jacques</b>	Norma-BMW M20 F				
		Lauf 1: 00:23.207	00:32.323	00:11.761	124,50 km/h	01:07.291	98,97 km/h
		Lauf 2: 00:19.065	00:26.682	00:09.594	146,13 km/h	00:55.341	120,34 km/h
4	45	<b>HUBERT Georges</b>	Norma-BMW M20 F Evo				
		Lauf 1: *	*	*	* km/h	*	* km/h
		Lauf 2: 00:19.761	00:27.656	00:09.693	140,73 km/h	00:57.110	116,62 km/h
5	46	<b>MAAS Frank</b>	Osella-BMW PA20 S				
		Lauf 1: 00:23.804	00:32.391	00:11.477	126,16 km/h	01:07.672	98,42 km/h
		Lauf 2: 00:21.631	00:27.676	00:09.896	136,05 km/h	00:59.203	112,49 km/h
6	47	<b>VIELMI Benjamin</b>	Osella-BMW PA27				
		Lauf 1: *	*	*	* km/h	*	* km/h
		Lauf 2: 00:20.819	00:28.506	00:09.903	140,66 km/h	00:59.228	112,45 km/h
7	51	<b>GEBHARD Dino</b>	Osella-BMW PA20 S				
		Lauf 1: 00:25.204	00:36.170	00:12.915	121,37 km/h	01:14.289	89,65 km/h
		Lauf 2: 00:20.802	00:28.742	00:10.360	136,78 km/h	00:59.904	111,18 km/h
8	53	<b>PERVEUX Didier</b>	Radical-Powertec SR8LM V8				
		Lauf 1: 00:25.436	00:38.814	00:12.672	106,70 km/h	01:16.922	86,58 km/h
		Lauf 2: 00:20.631	00:30.285	00:10.575	133,98 km/h	01:01.491	108,31 km/h
9	52	<b>BOVIER Jean-Pierre</b>	Osella-BMW PA20 S				
		Lauf 1: 00:24.565	00:34.277	00:12.227	117,42 km/h	01:11.069	93,71 km/h
		Lauf 2: 00:23.153	00:29.659	00:10.235	138,58 km/h	01:03.047	105,64 km/h

Groupe E2-SC+CN+C3+CSC(DMSB)+Groupes nat. assimilés (p.ex.: CN/CNF/CNplus (FFSA)) Classe 38: OpenSC limité -4000

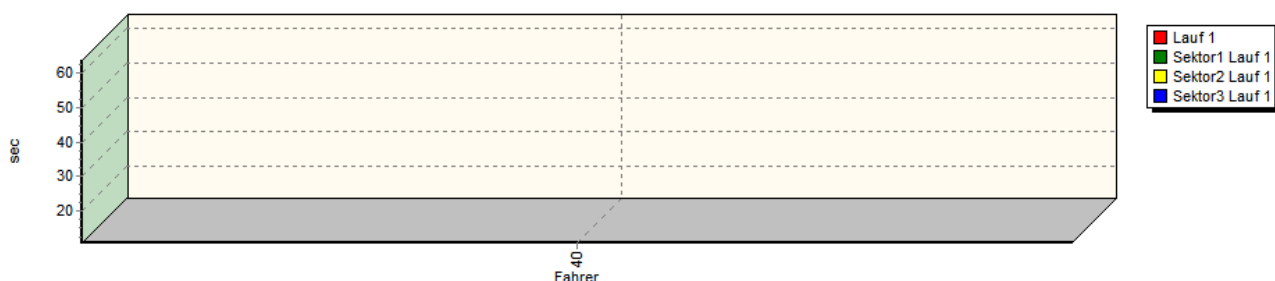
Speed-Diagramm Lauf 1



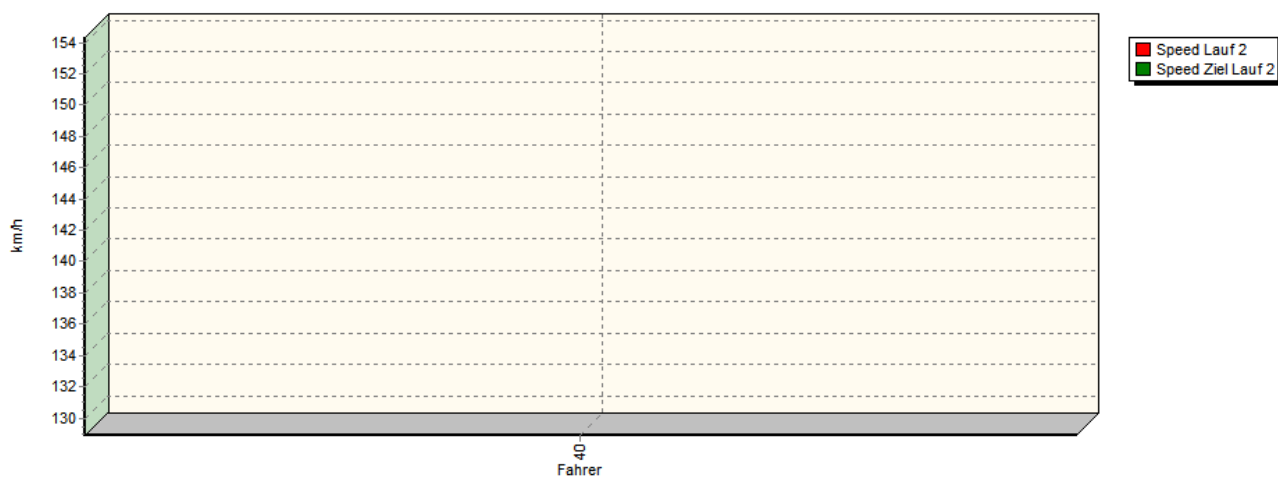
## Sektorzeiten & Speeds

Groupe E2-SC+CN+C3+CSC(DMSB)+Groupes nat. assimilés (p.ex.: CN/CNF/CNplus (FFSA))

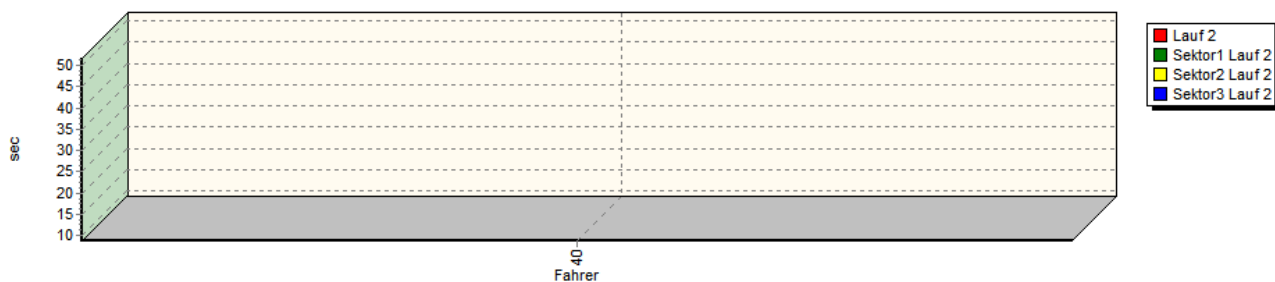
### Sektor-Diagramm (Rest) Lauf 1



### Speed-Diagramm Lauf 2



### Sektor-Diagramm (Rest) Lauf 2



Rg.	Nr.	Sektor 1	Sektor 2	Sektor 3	Speed Ziel	Laufzeit	Speed (Lauf)	
1	40	FRANTZ Cyrille		Norma-BMW M20 FC V8				
		Lauf 1:	00:22.636	00:30.072	00:10.855	132,79 km/h	01:03.563	104,78 km/h
		Lauf 2:	00:18.429	00:24.502	00:08.742	154.32 km/h	00:51.673	128.89 km/h