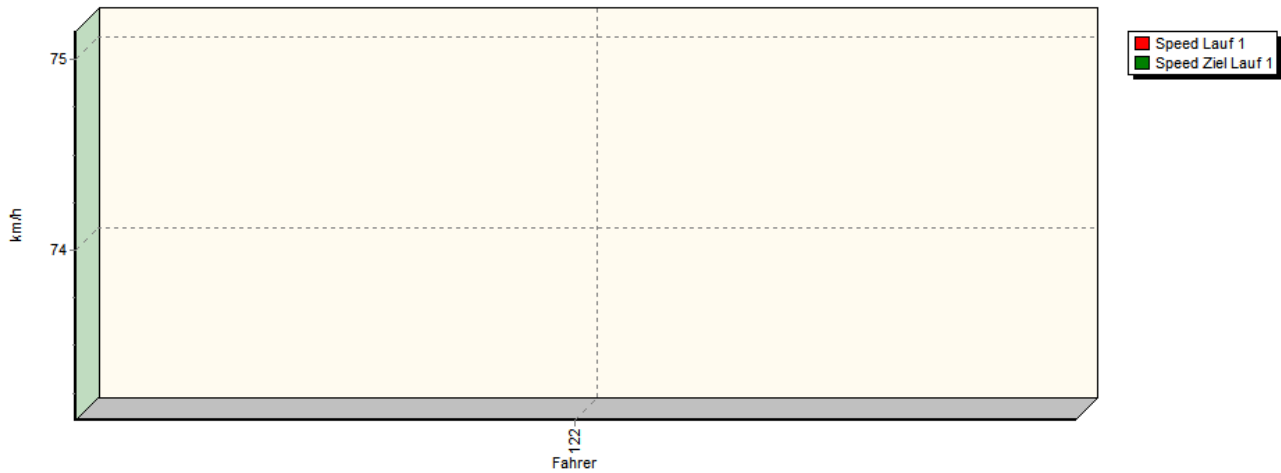


Sektorzeiten & Speeds

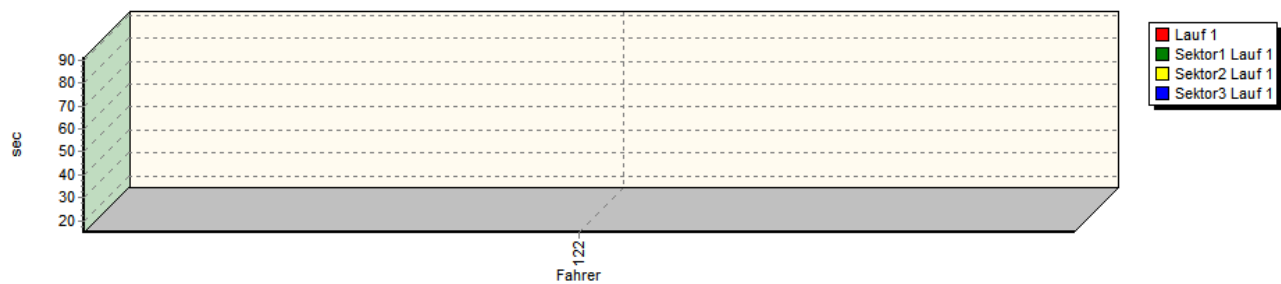
Groupe A+WRC+Super1600+R2+R3+F(DMSB)+CTC/CGT(DMSB)

Groupe A+WRC+Super1600+R2+R3+F(DMSB)+CTC/CGT(DMSB) Classe 5: 0-1400 ccm

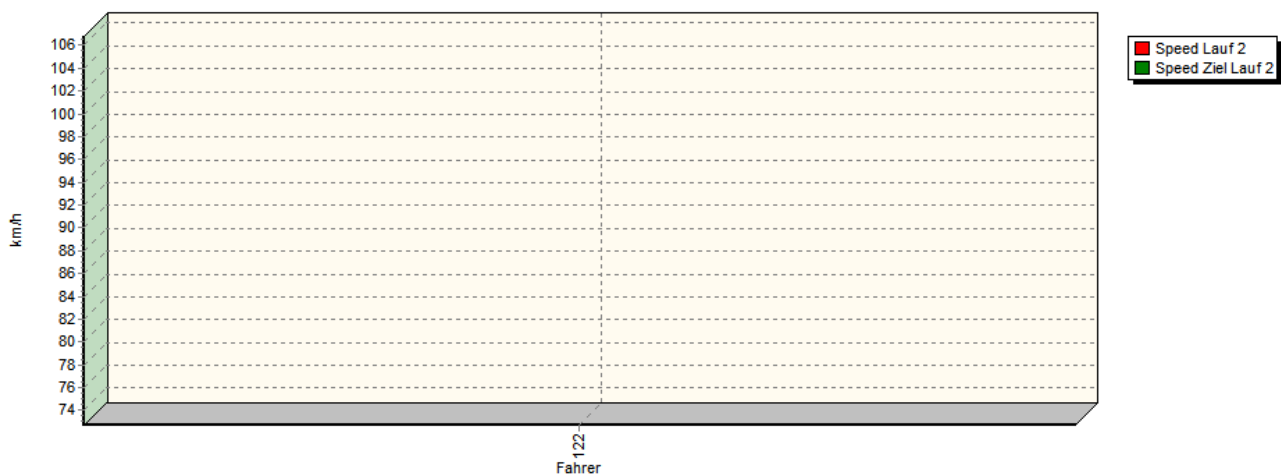
Speed-Diagramm Lauf 1



Sektor-Diagramm (Rest) Lauf 1



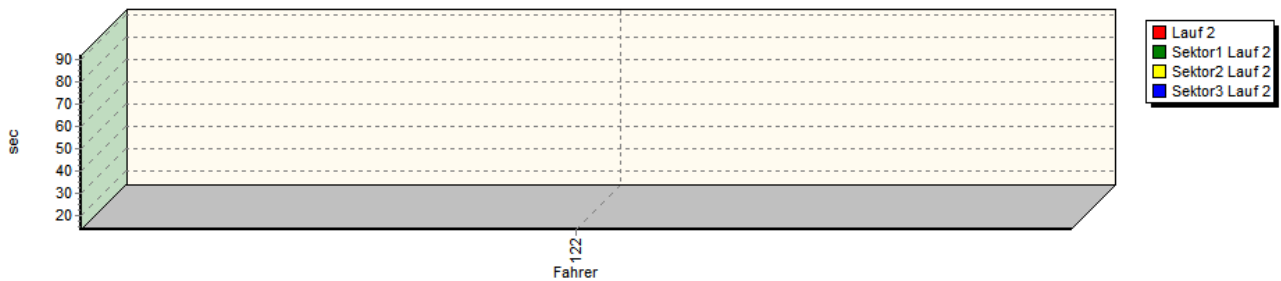
Speed-Diagramm Lauf 2



Sektorzeiten & Speeds

Groupe A+WRC+Super1600+R2+R3+F(DMSB)+CTC/CGT(DMSB)

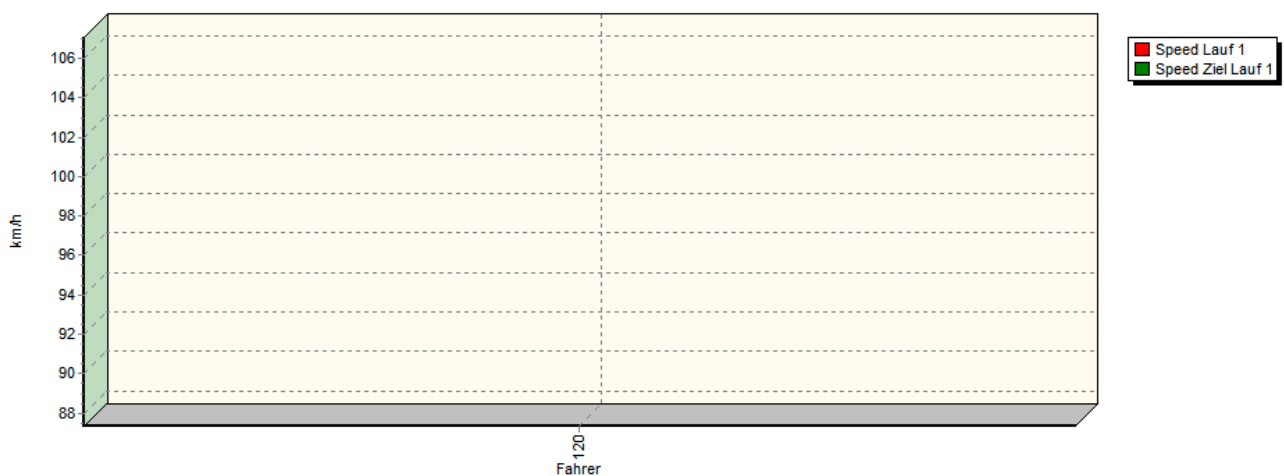
Sektor-Diagramm (Rest) Lauf 2



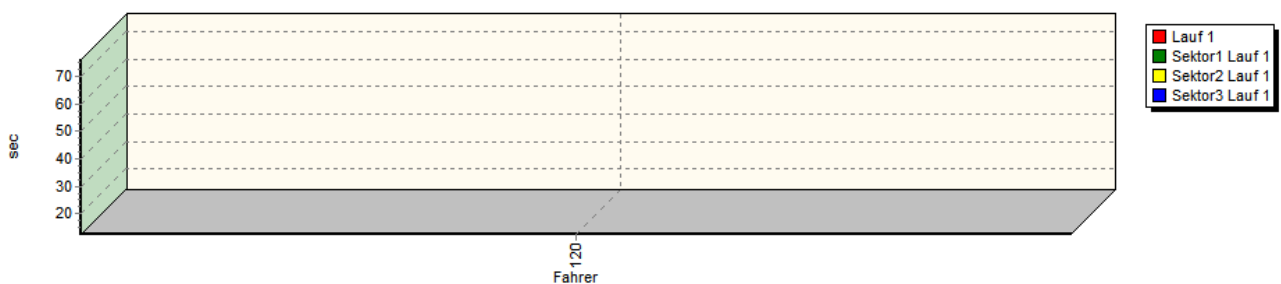
Rg.	Nr.	Sektor 1	Sektor 2	Sektor 3	Speed Ziel	Laufzeit	Speed (Lauf)	
1	122	NIPPERTS Marcel		Abarth 500 Rally R3T				
		Lauf 1:	00:29.476	00:46.730	00:14.900	75,15 km/h	01:31.106	73,10 km/h
		Lauf 2:	00:25.618	00:52.423	00:13.554	106,79 km/h	01:31.595	72,71 km/h

Groupe A+WRC+Super1600+R2+R3+F(DMSB)+CTC/CGT(DMSB) Classe 6: +1400-1600 ccm

Speed-Diagramm Lauf 1



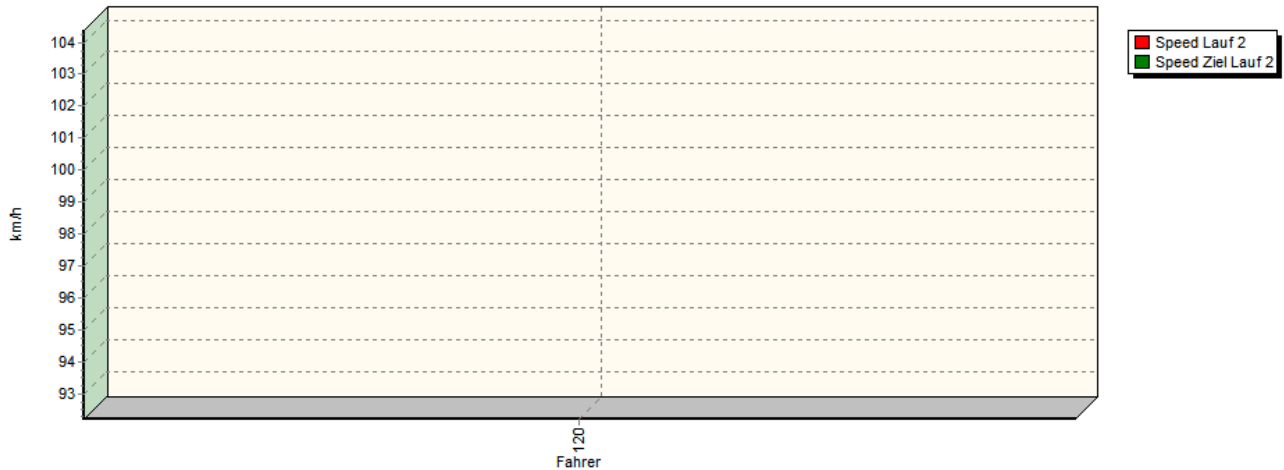
Sektor-Diagramm (Rest) Lauf 1



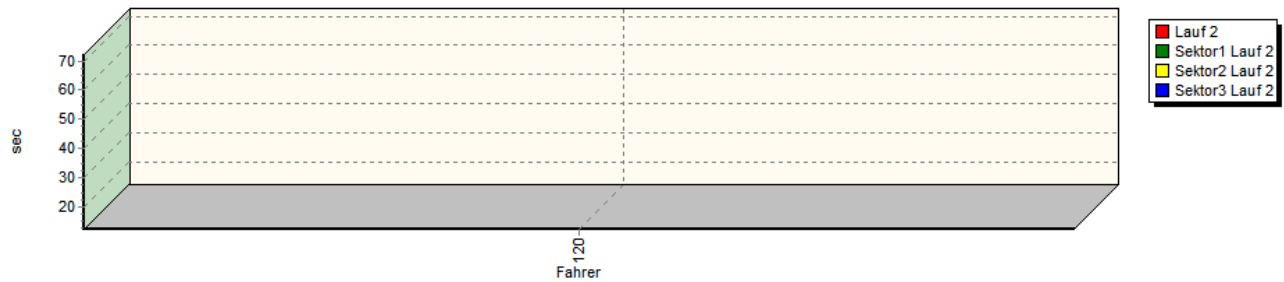
Sektorzeiten & Speeds

Groupe A+WRC+Super1600+R2+R3+F(DMSB)+CTC/CGT(DMSB)

Speed-Diagramm Lauf 2



Sektor-Diagramm (Rest) Lauf 2



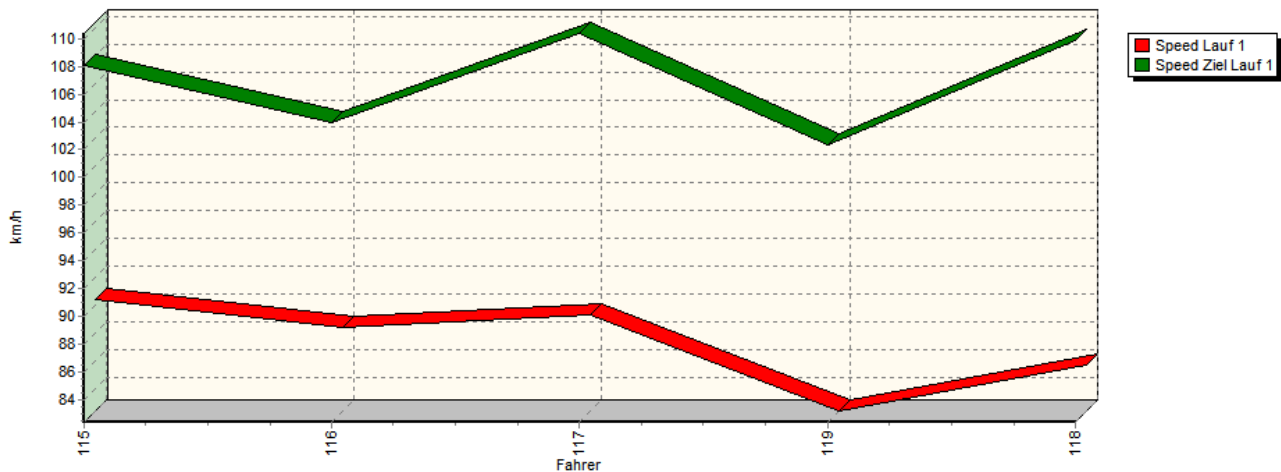
Rg.	Nr.	Sektor 1	Sektor 2	Sektor 3	Speed Ziel	Laufzeit	Speed (Lauf)	
1	120	JACOBY Gilles		Citroen DS3 R3 Max				
		Lauf 1:	00:26.816	00:36.965	00:12.483	107,06 km/h	01:16.264	87,33 km/h
		Lauf 2:	00:24.676	00:35.270	00:12.264	104,37 km/h	01:12.210	92,23 km/h

Sektorzeiten & Speeds

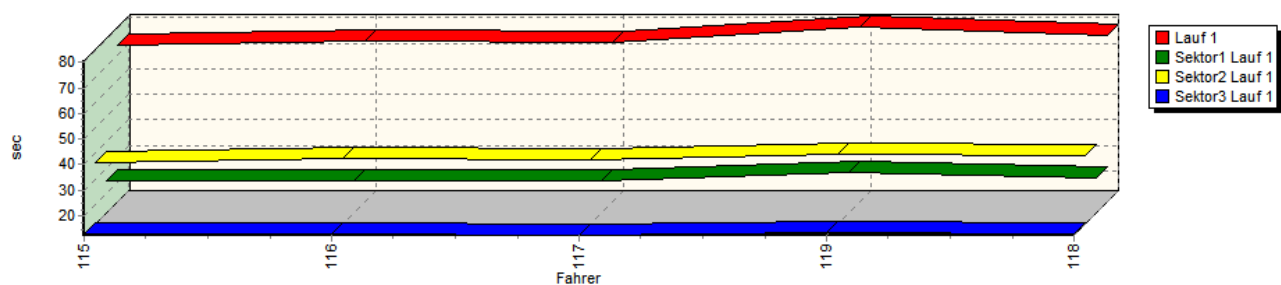
Groupe A+WRC+Super1600+R2+R3+F(DMSB)+CTC/CGT(DMSB)

Groupe A+WRC+Super1600+R2+R3+F(DMSB)+CTC/CGT(DMSB) Classe 7: +1600-2000 ccm

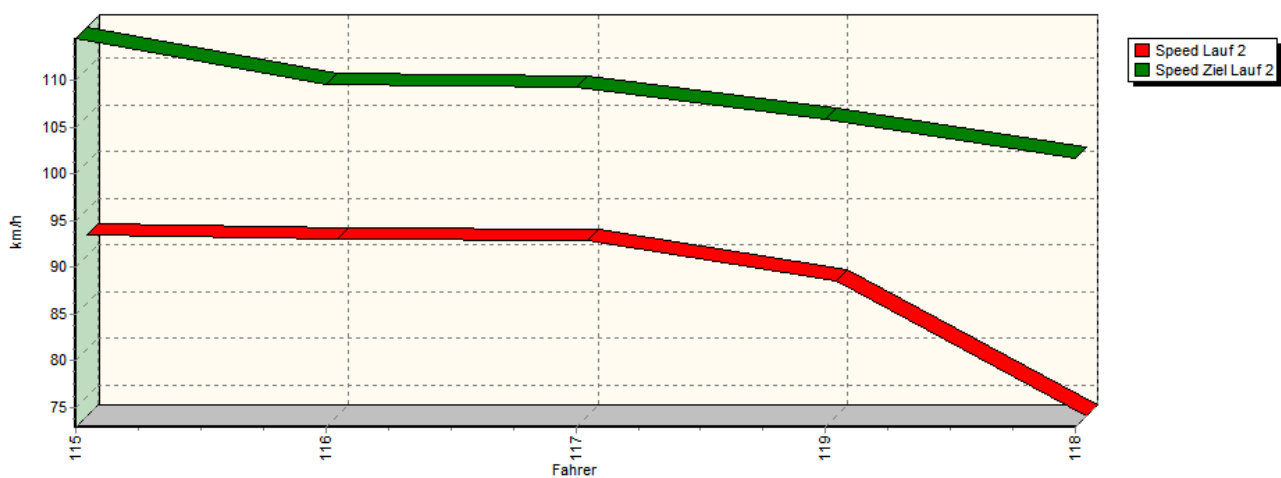
Speed-Diagramm Lauf 1



Sektor-Diagramm (Rest) Lauf 1



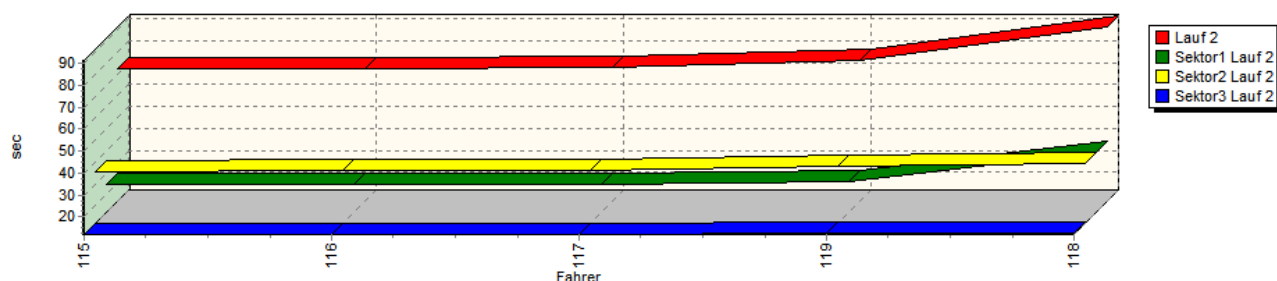
Speed-Diagramm Lauf 2



Sektorzeiten & Speeds

Groupe A+WRC+Super1600+R2+R3+F(DMSB)+CTC/CGT(DMSB)

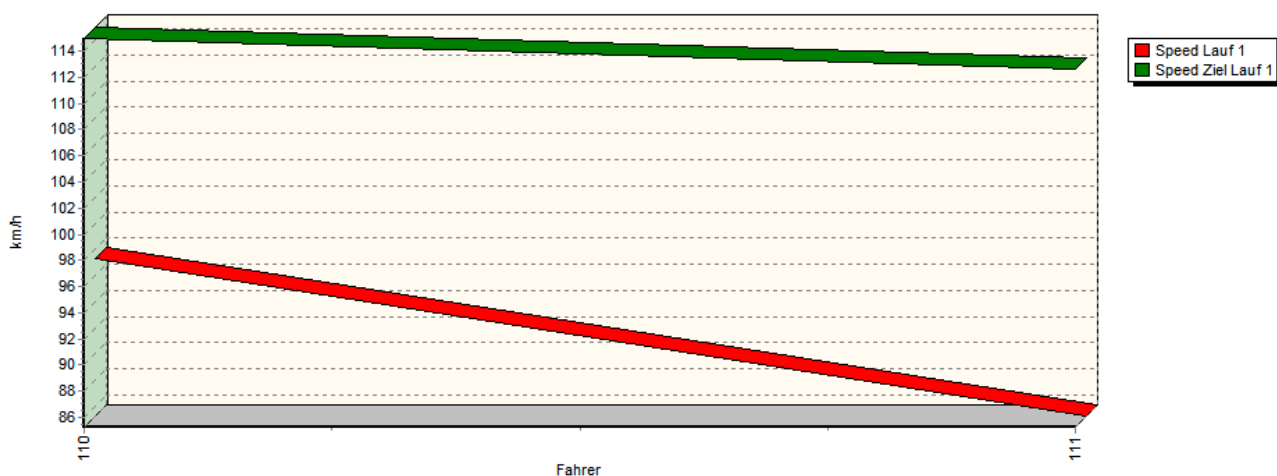
Sektor-Diagramm (Rest) Lauf 2



Rg.	Nr.	Sektor 1	Sektor 2	Sektor 3	Speed Ziel	Laufzeit	Speed (Lauf)	
1	115	NEU Kai		Ford Focus ST170				
		Lauf 1:	00:25.043	00:36.079	00:12.510	108,03 km/h	01:13.632	90,45 km/h
		Lauf 2:	00:24.698	00:35.387	00:12.054	114,50 km/h	01:12.139	92,32 km/h
2	116	ORTH Ralf		BMW 320 is				
		Lauf 1:	00:24.886	00:37.859	00:12.610	103,98 km/h	01:15.355	88,38 km/h
		Lauf 2:	00:24.459	00:36.151	00:11.967	109,54 km/h	01:12.577	91,77 km/h
3	117	WOLK Alexander		VW Golf III 16V				
		Lauf 1:	00:24.874	00:37.535	00:12.153	110,36 km/h	01:14.562	89,32 km/h
		Lauf 2:	00:24.700	00:36.018	00:11.957	109,21 km/h	01:12.675	91,64 km/h
4	119	KRAUS Martin		VW Polo G40				
		Lauf 1:	00:27.826	00:39.567	00:13.414	102,38 km/h	01:20.807	82,42 km/h
		Lauf 2:	00:25.875	00:37.727	00:12.635	105,84 km/h	01:16.237	87,36 km/h
5	118	GOLDBACH Markus		Renault Wiebe Mégane Coupé				
		Lauf 1:	00:26.145	00:38.941	00:12.637	109,89 km/h	01:17.723	85,69 km/h
		Lauf 2:	00:39.370	00:39.484	00:12.512	101,67 km/h	01:31.366	72,89 km/h

Groupe A+WRC+Super1600+R2+R3+F(DMSB)+CTC/CGT(DMSB) Classe 8: +2000 ccm

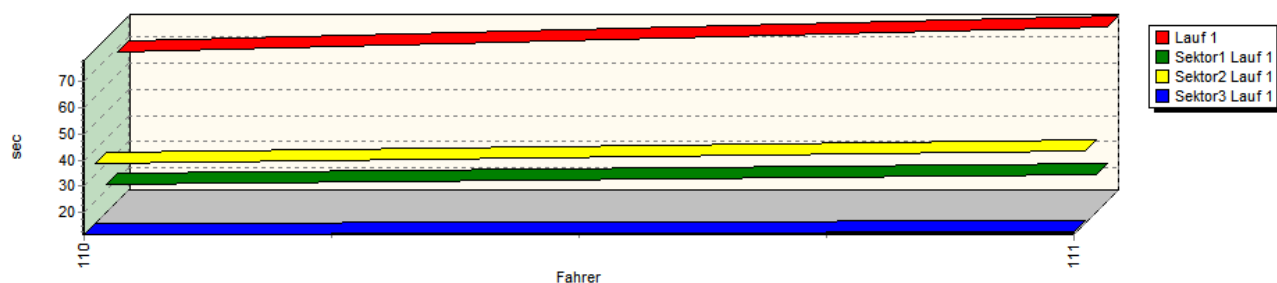
Speed-Diagramm Lauf 1



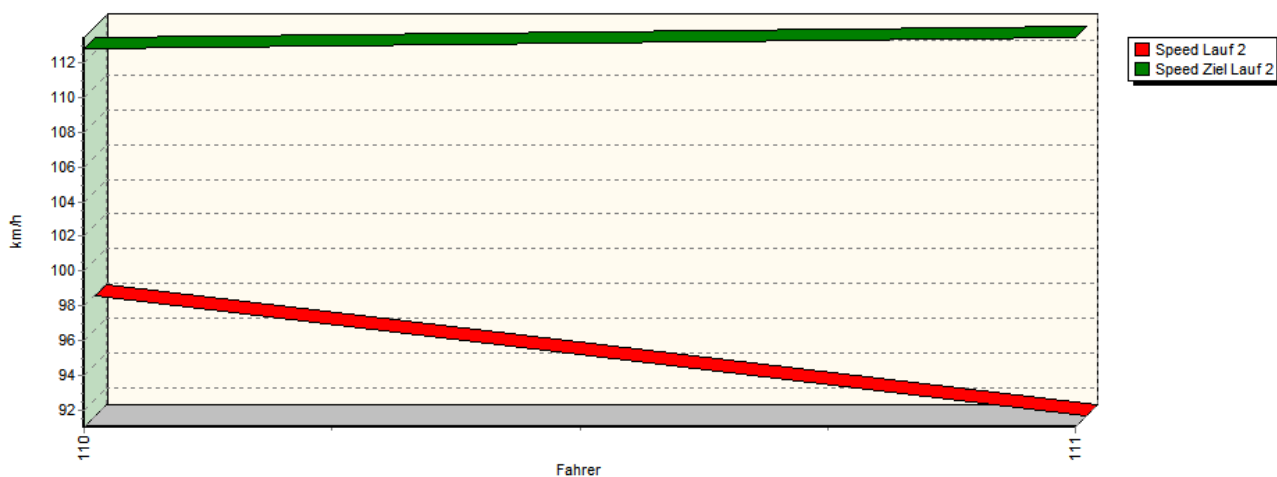
Sektorzeiten & Speeds

Groupe A+WRC+Super1600+R2+R3+F(DMSB)+CTC/CGT(DMSB)

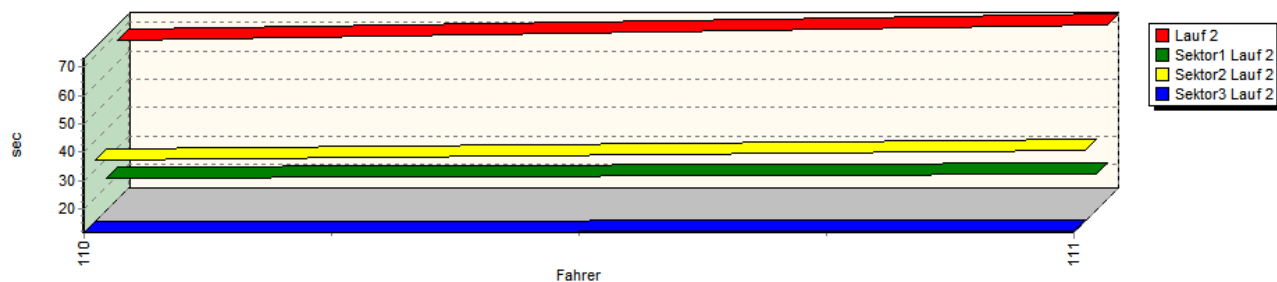
Sektor-Diagramm (Rest) Lauf 1



Speed-Diagramm Lauf 2



Sektor-Diagramm (Rest) Lauf 2



Rg.	Nr.	Sektor 1	Sektor 2	Sektor 3	Speed Ziel	Laufzeit	Speed (Lauf)	
1	110	WANEK Roland		Mitsubishi Lancer Evo 9				
		Lauf 1:	00:22.440	00:34.427	00:11.624	114,96 km/h	01:08.491	97,24 km/h
		Lauf 2:	00:22.828	00:33.513	00:11.667	112,84 km/h	01:08.008	97,93 km/h



European Hill Race

Bergrennen in Eschdorf

6. - 7. Mai 2017

Luxemburger Bergmeisterschaft für Tourenwagen 2017

Luxemburger Bergmeisterschaft für Sportwagen 2017

DMSB Deutsche Automobil-Bergmeisterschaft 2017 / DMSB Team-Cup 2017

DMSB Automobil-Berg-Cup 2017 / KW Berg-Cup 2017



Sektorzeiten & Speeds

Groupe A+WRC+Super1600+R2+R3+F(DMSB)+CTC/CGT(DMSB)

Rg.	Nr.		Sektor 1	Sektor 2	Sektor 3	Speed Ziel	Laufzeit	Speed (Lauf)
2	111	VOGT Albert		Subaru Impreza GC8				
		Lauf 1:	00:25.868	00:39.408	00:12.834	112,64 km/h	01:18.110	85,26 km/h
		Lauf 2:	00:24.247	00:36.928	00:12.000	113,45 km/h	01:13.175	91,02 km/h

