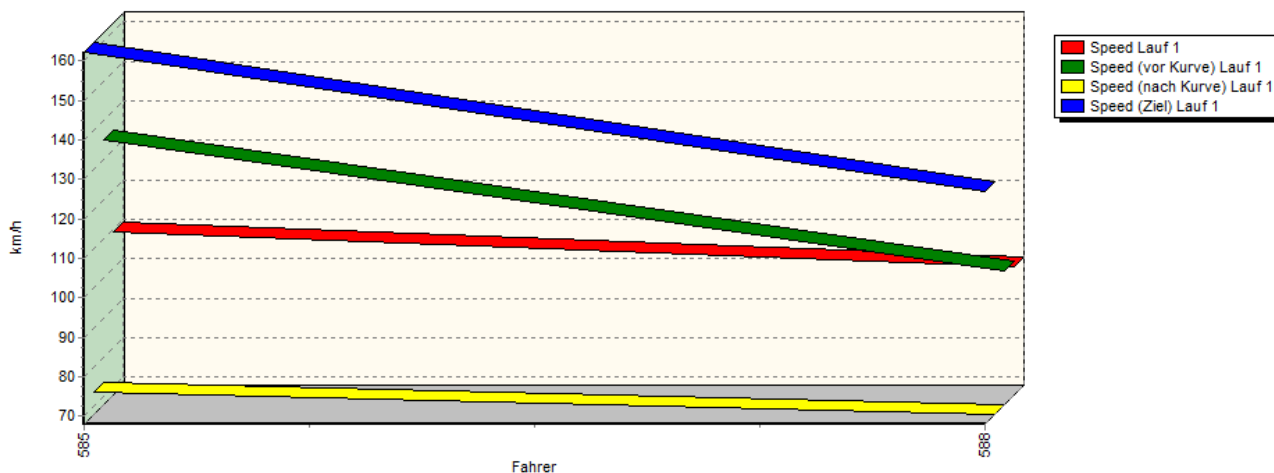
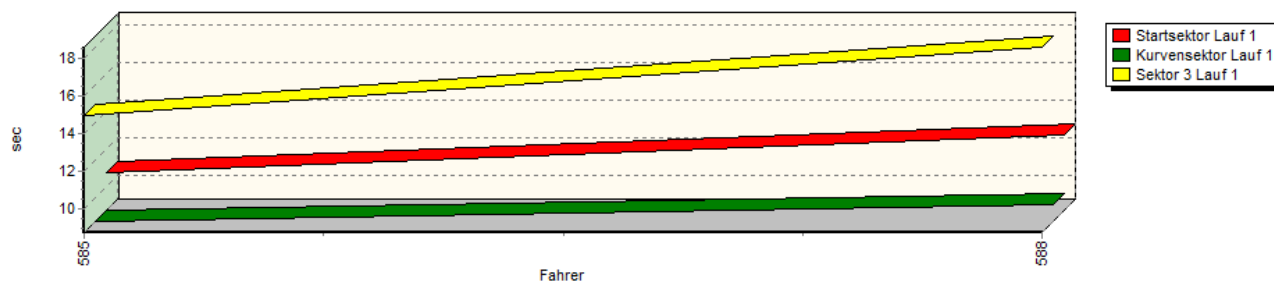


## Sektorzeiten & Speeds - Gruppen G und N

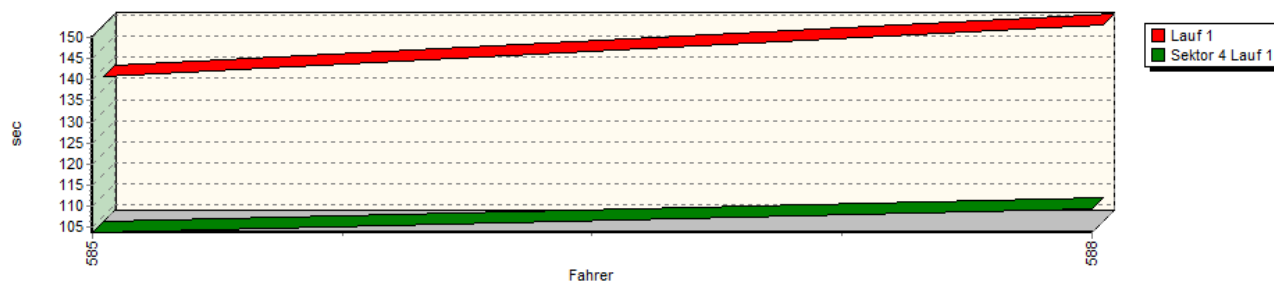
Speed-Diagramm Lauf 1



Sektor-Diagramm (Start) Lauf 1

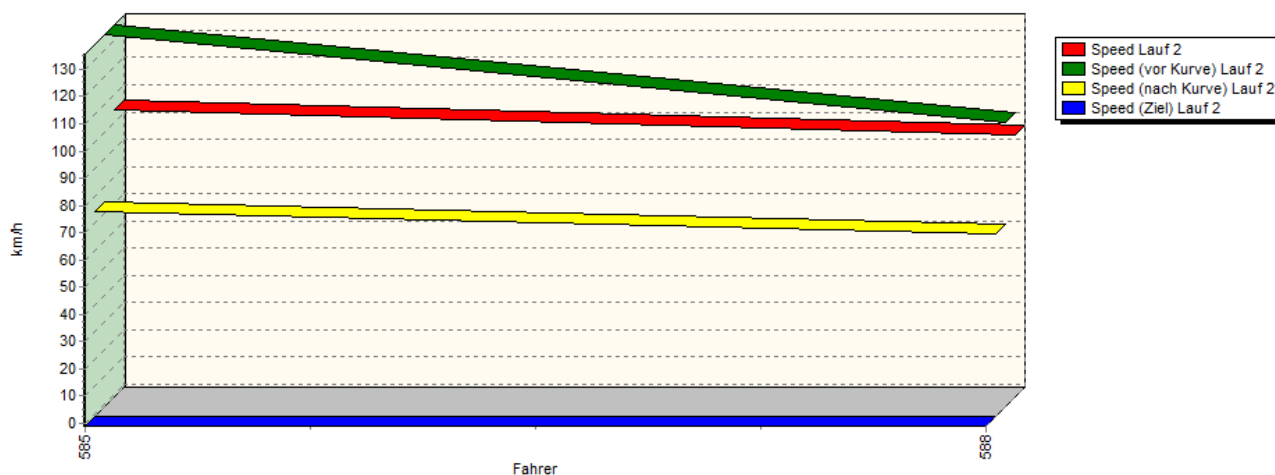


Sektor-Diagramm (Rest) Lauf 1

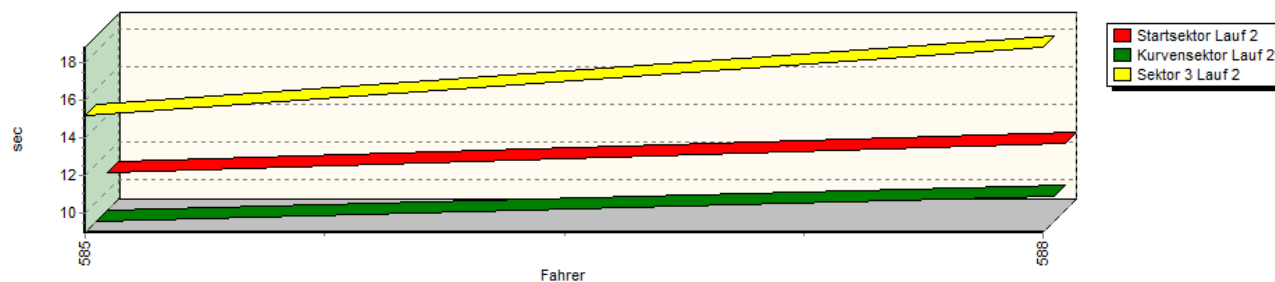


## Sektorzeiten & Speeds - Gruppen G und N

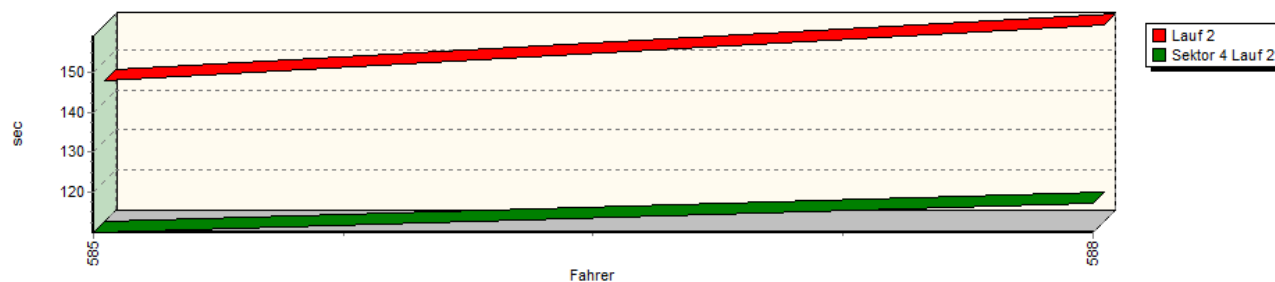
Speed-Diagramm Lauf 2



Sektor-Diagramm (Start) Lauf 2



Sektor-Diagramm (Rest) Lauf 2

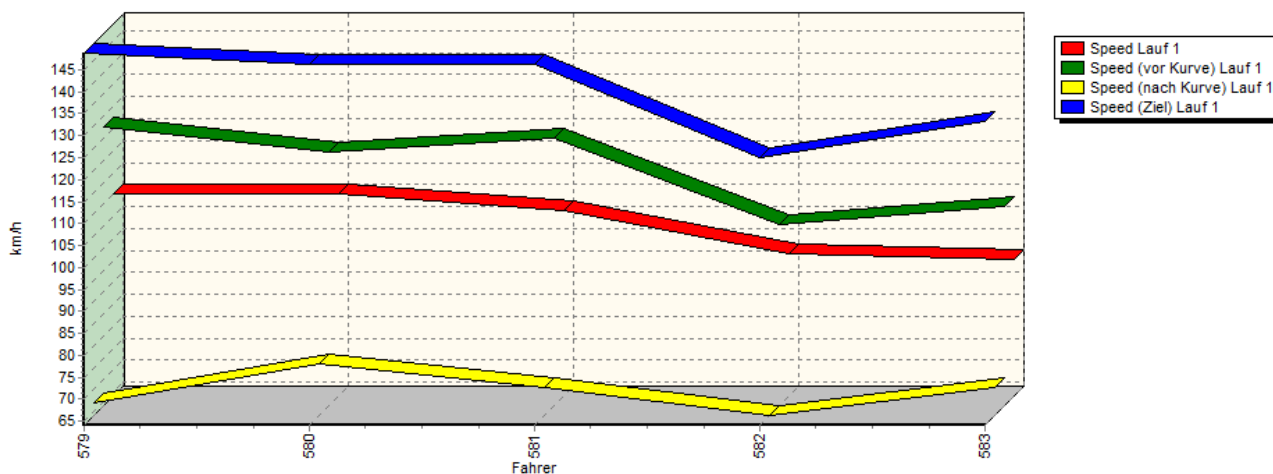


Rg.	Nr.	Startsek.	Speed vor Kurve	90°-Kurve	Speed n. K.	Sektor 3	Sektor 4	Speed Ziel	Laufzeit	Speed (Lauf)	
1	585	<b>BRETT Hans-Joachim</b>		BMW Z4							
		Lauf 1:	10.758	135,03 km/h	08.733	73,61 km/h	14.943	01:43.787	162,16 km/h	02:18.221	109,39 km/h
		Lauf 2:	10.974	135,55 km/h	08.997	74,19 km/h	15.194	01:50.028	* km/h	02:25.193	104,14 km/h

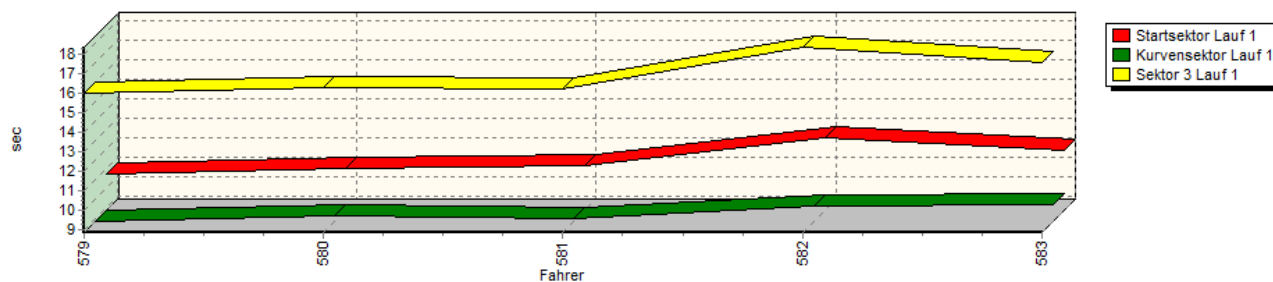
## Sektorzeiten & Speeds - Gruppen G und N

Rg.	Nr.	Startsek.	Speed vor Kurve	90°-Kurve	Speed n. K.	Sektor 3	Sektor 4	Speed Ziel	Laufzeit	Speed (Lauf)
2	588	<b>MARQUARDT Matthias</b>		<b>BMW 318 TI</b>						
	Lauf 1:	12.722	101,94 km/h	09.645	68,06 km/h	18.586	01:49.397	126,76 km/h	02:30.350	100,56 km/h
	Lauf 2:	12.546	103,10 km/h	10.306	66,19 km/h	18.817	01:57.325	* km/h	02:38.994	95,10 km/h

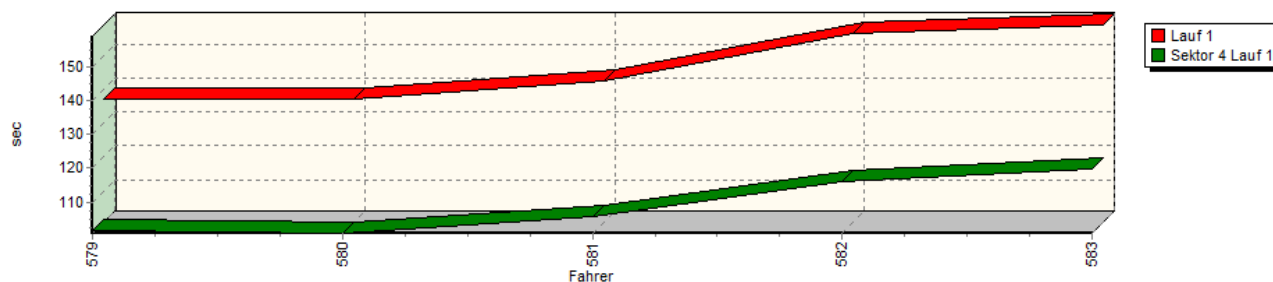
Speed-Diagramm Lauf 1



Sektor-Diagramm (Start) Lauf 1

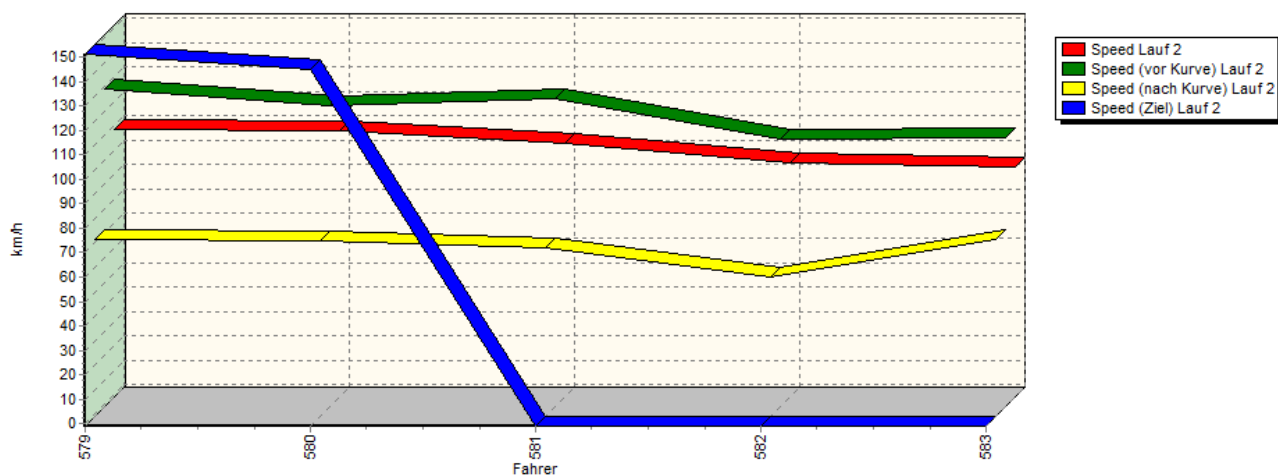


Sektor-Diagramm (Rest) Lauf 1

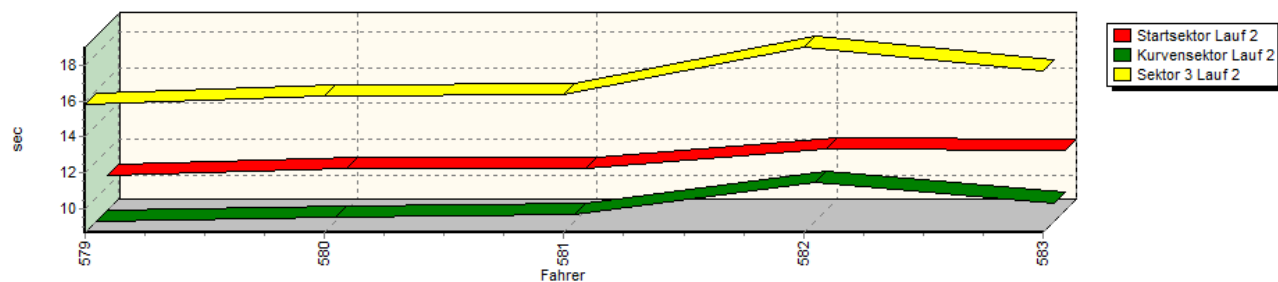


## Sektorzeiten & Speeds - Gruppen G und N

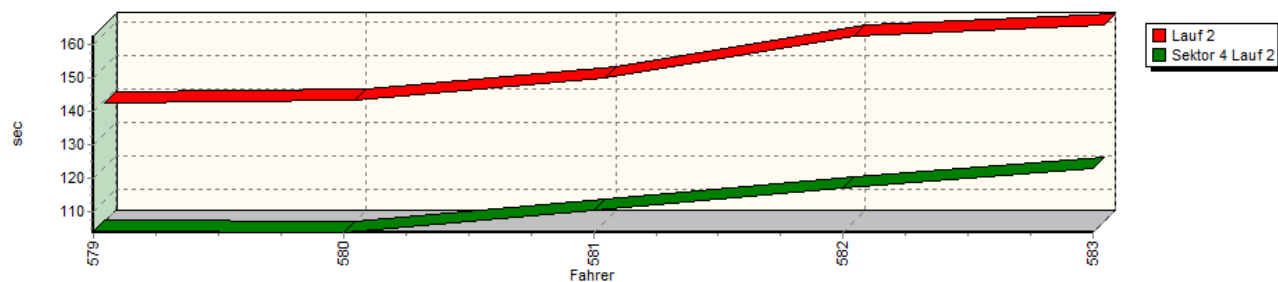
Speed-Diagramm Lauf 2



Sektor-Diagramm (Start) Lauf 2



Sektor-Diagramm (Rest) Lauf 2



Rg.	Nr.	Startsek.	Speed vor Kurve	90°-Kurve	Speed n. K.	Sektor 3	Sektor 4	Speed Ziel	Laufzeit	Speed (Lauf)	
1	579	<b>SCHMITZ Herbert</b>		Opel Astra GSI							
		Lauf 1:	10.717	127,44 km/h	08.873	66,93 km/h	15.975	01:41.619	148,76 km/h	02:17.184	110,22 km/h
		Lauf 2:	10.573	128,83 km/h	08.666	71,67 km/h	15.828	01:44.205	151,26 km/h	02:19.272	108,56 km/h

## Sektorzeiten & Speeds - Gruppen G und N

Rg.	Nr.		Startsek.	Speed vor Kurve	90°-Kurve	Speed n. K.	Sektor 3	Sektor 4	Speed Ziel	Laufzeit	Speed (Lauf)
2	580	<b>FORSTER Josef</b>									
		Peugeot 306 S16									
		Lauf 1:	11.017	121,90 km/h	09.165	75,83 km/h	16.272	01:40.825	146,34 km/h	02:17.279	110,14 km/h
		Lauf 2:	11.014	122,43 km/h	08.861	70,65 km/h	16.285	01:43.921	145,16 km/h	02:20.081	107,94 km/h
3	581	<b>FLADUNG Ralf</b>									
		Peugeot 206 RC									
		Lauf 1:	11.125	124,87 km/h	09.008	70,60 km/h	16.222	01:45.973	146,34 km/h	02:22.328	106,23 km/h
		Lauf 2:	11.012	125,23 km/h	09.032	68,11 km/h	16.362	01:50.485	* km/h	02:26.891	102,93 km/h
4	582	<b>KAISER Christoph</b>									
		Suzuki Swift Sport									
		Lauf 1:	12.609	105,28 km/h	09.655	64,13 km/h	18.344	01:55.903	125,00 km/h	02:36.511	96,61 km/h
		Lauf 2:	12.125	108,39 km/h	10.834	56,27 km/h	19.014	01:57.263	* km/h	02:39.236	94,95 km/h
5	583	<b>MONTALTO Silvio</b>									
		Peugeot 106									
		Lauf 1:	11.952	109,57 km/h	09.719	70,45 km/h	17.540	01:59.738	133,33 km/h	02:38.949	95,12 km/h
		Lauf 2:	12.004	109,19 km/h	09.697	71,43 km/h	17.725	02:03.120	* km/h	02:42.546	93,02 km/h