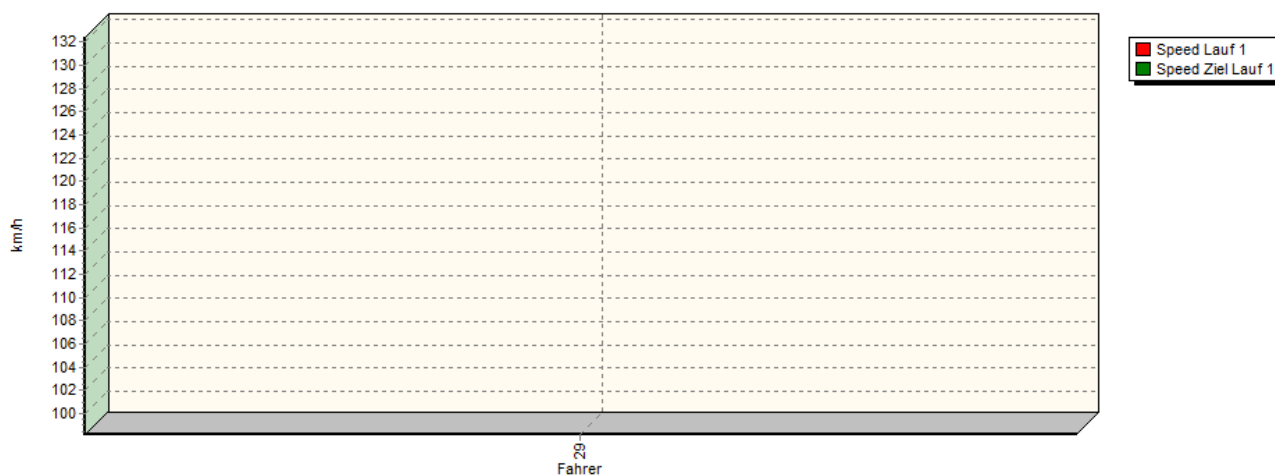


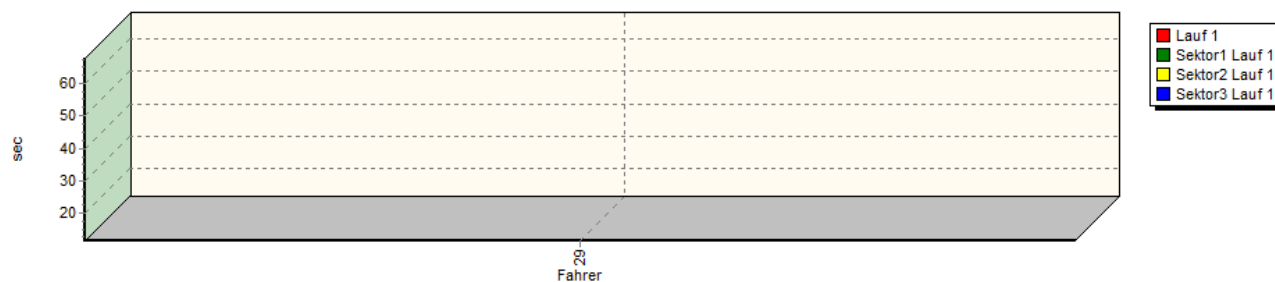
Sektorzeiten & Speeds - Groupe E2-SS+D(F3)

Groupe E2-SS+D(F3) Classe 34a: -1300 ccm

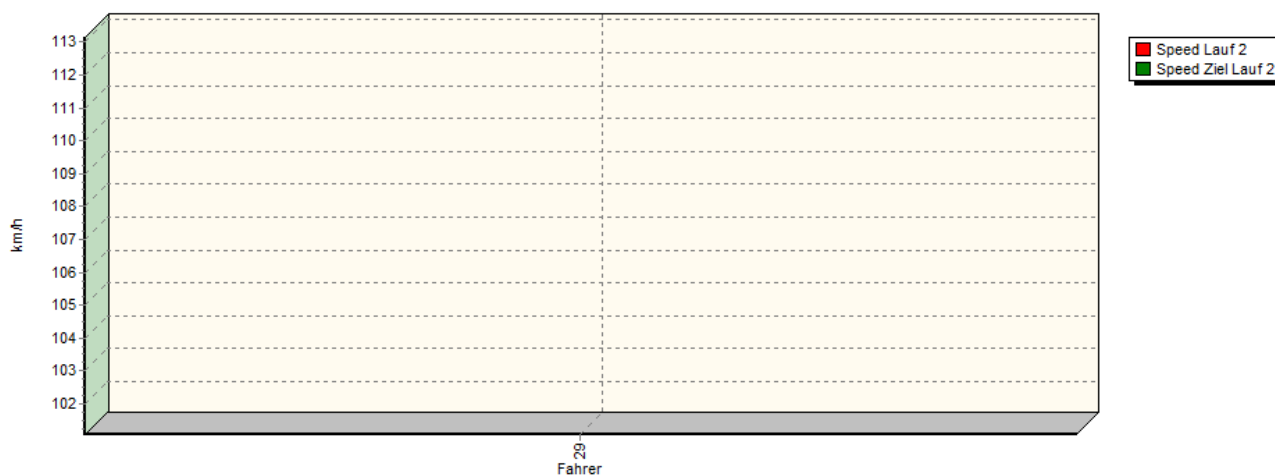
Speed-Diagramm Lauf 1



Sektor-Diagramm (Rest) Lauf 1

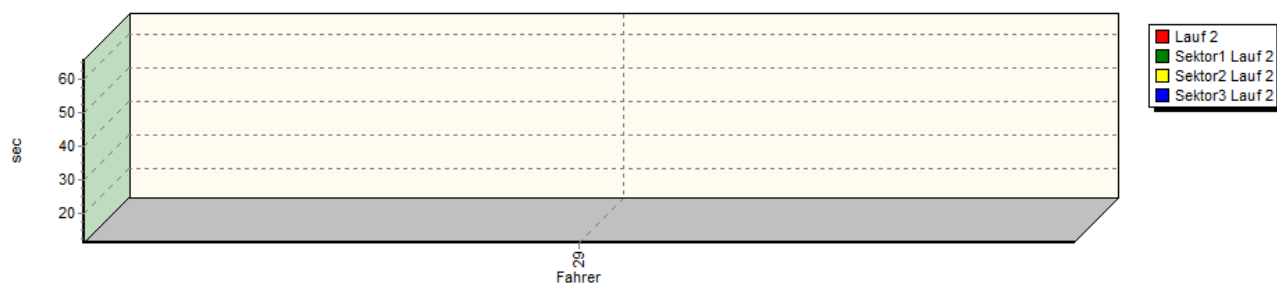


Speed-Diagramm Lauf 2

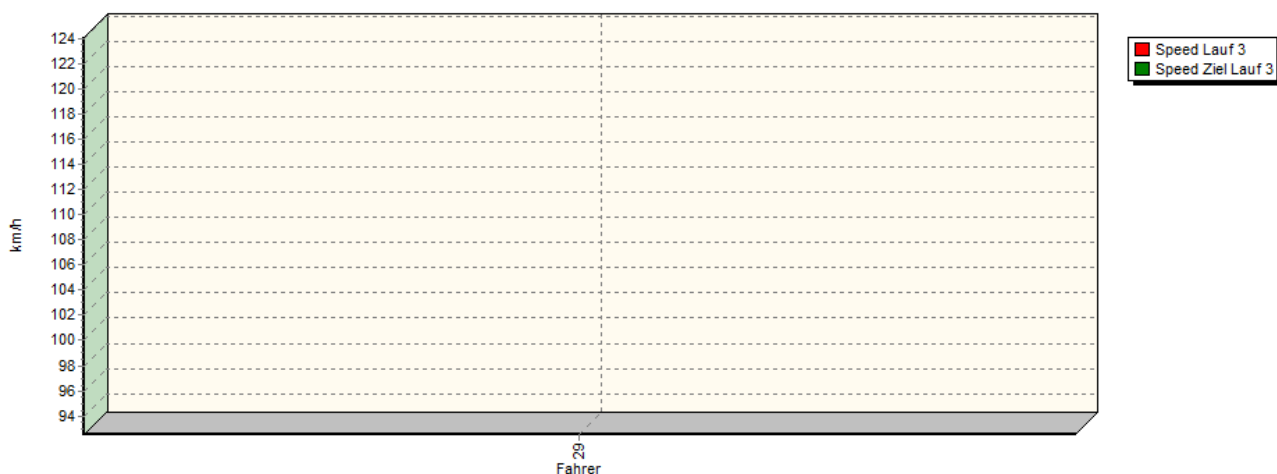


Sektorzeiten & Speeds - Groupe E2-SS+D(F3)

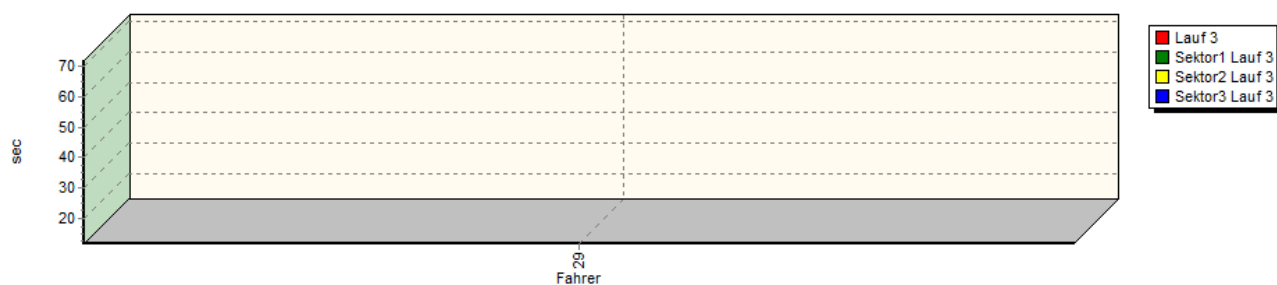
Sektor-Diagramm (Rest) Lauf 2



Speed-Diagramm Lauf 3



Sektor-Diagramm (Rest) Lauf 3

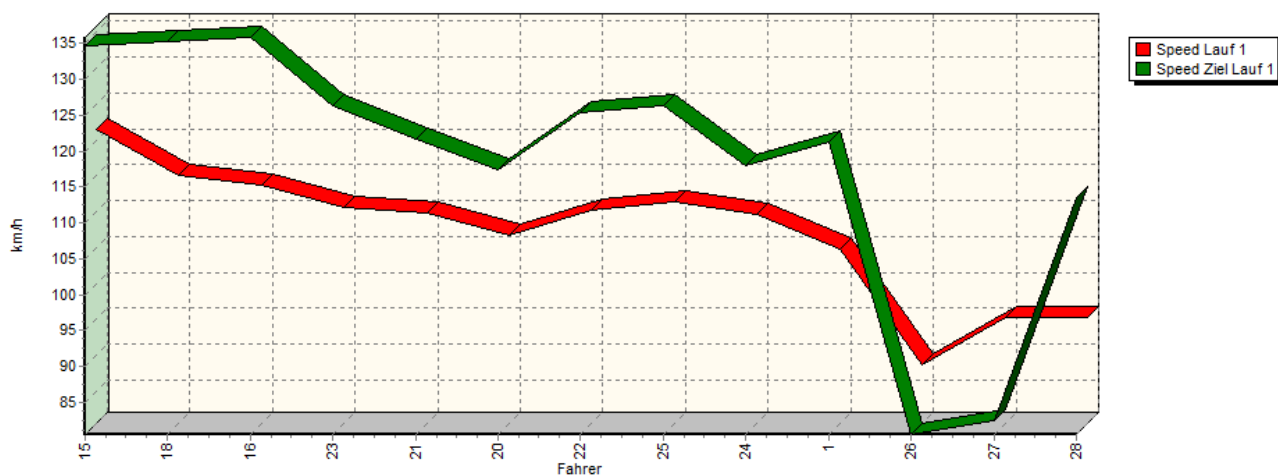


Rg.	Nr.	Sektor 1	Sektor 2	Sektor 3	Speed Ziel	Laufzeit	Speed (Lauf)	
1	29	STENZEL Ralf		Gloria-Yamaha C8F/R1				
		Lauf 1:	00:22.052	00:34.350	00:11.408	132,42 km/h	01:07.810	98,22 km/h
		Lauf 2:	00:20.598	00:33.855	00:11.441	113,14 km/h	01:05.894	101,07 km/h
		Lauf 3:	00:22.565	00:37.928	00:11.484	124,06 km/h	01:11.977	92,53 km/h

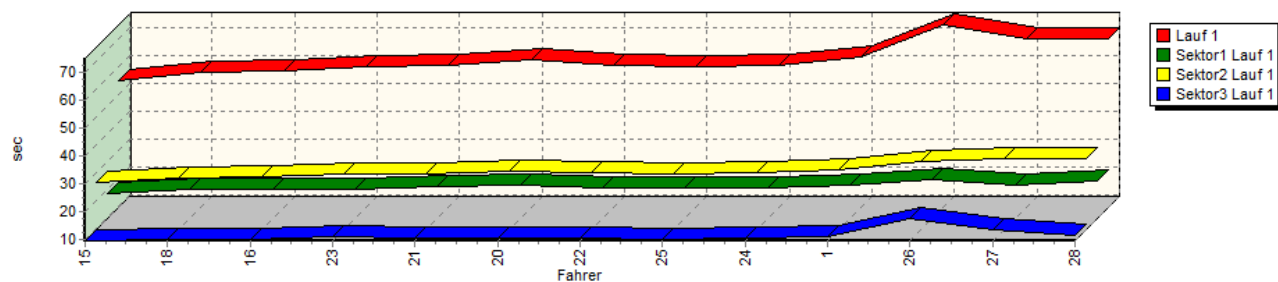
Sektorzeiten & Speeds - Groupe E2-SS+D(F3)

Groupe E2-SS+D(F3) Classe 35: +1600-2000 ccm

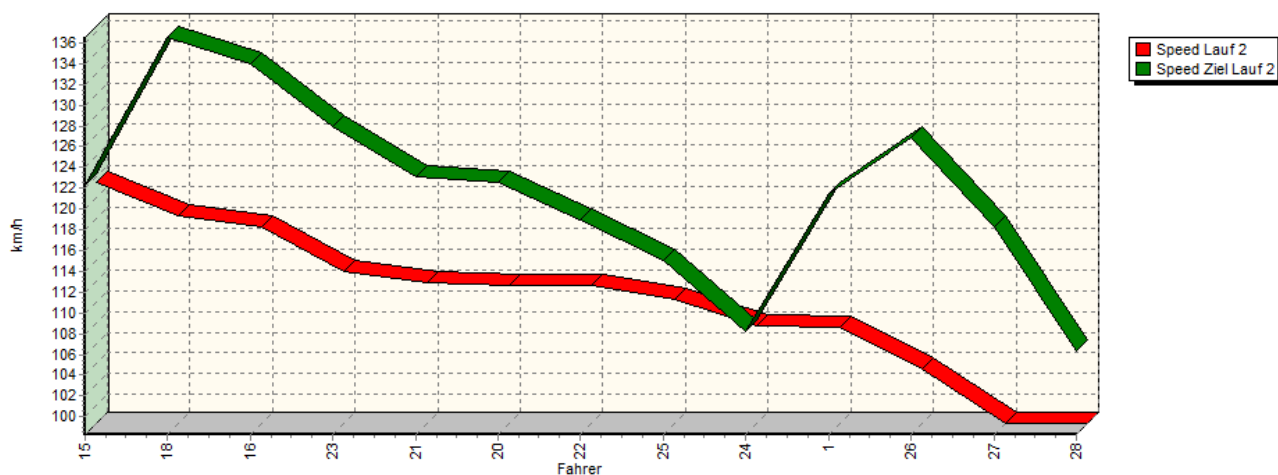
Speed-Diagramm Lauf 1



Sektor-Diagramm (Rest) Lauf 1

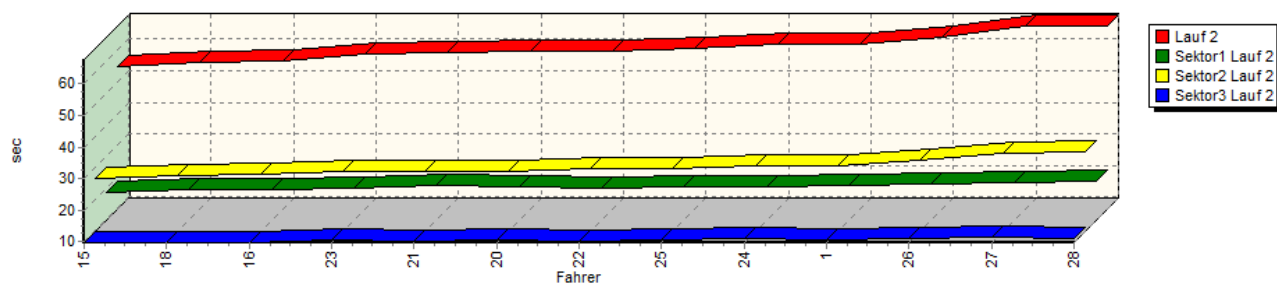


Speed-Diagramm Lauf 2

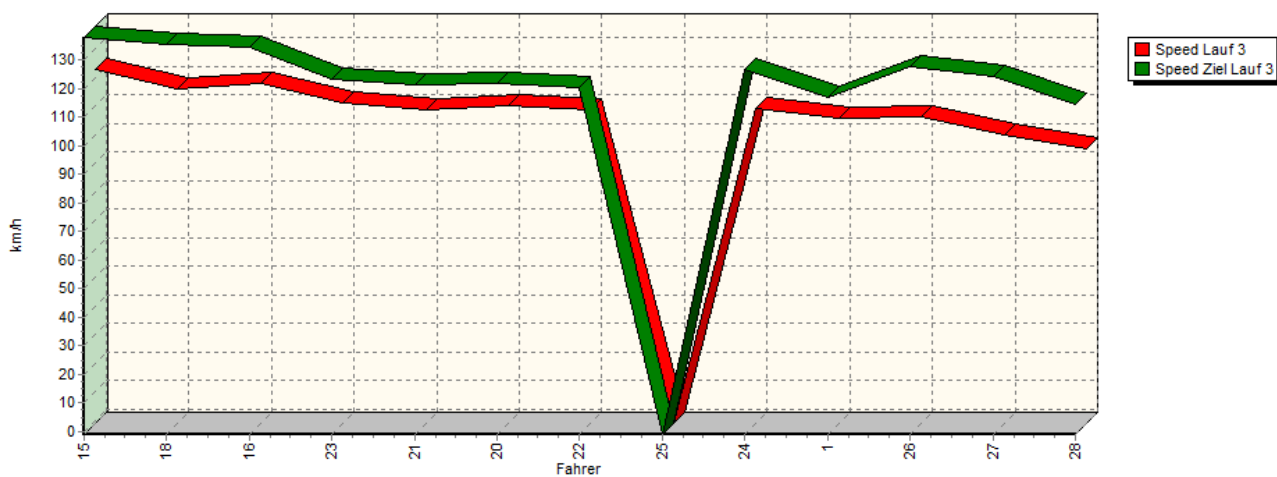


Sektorzeiten & Speeds - Groupe E2-SS+D(F3)

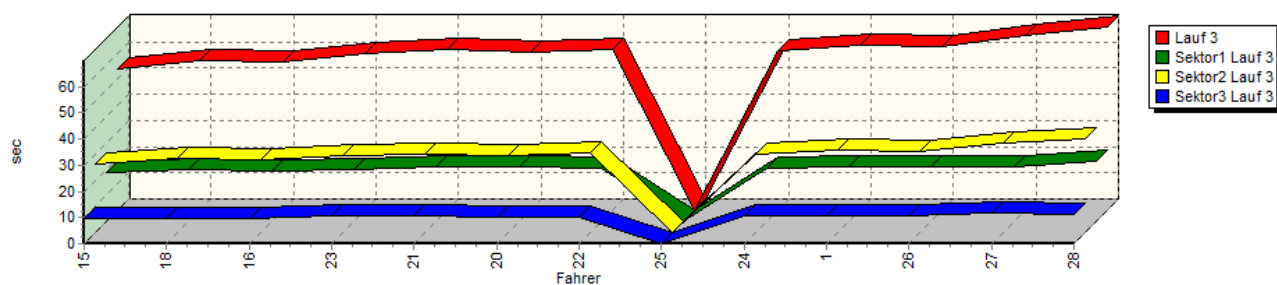
Sektor-Diagramm (Rest) Lauf 2



Speed-Diagramm Lauf 3



Sektor-Diagramm (Rest) Lauf 3



Rg.	Nr.	Sektor 1	Sektor 2	Sektor 3	Speed Ziel	Laufzeit	Speed (Lauf)	
1	15	LOEUILLEUX Anthony		Tatuus-Honda Formula Master				
		Lauf 1:	00:18.697	00:26.665	00:09.458	134,68 km/h	00:54.820	121,49 km/h
		Lauf 2:	00:18.568	00:26.516	00:09.715	122,29 km/h	00:54.799	121,53 km/h
		Lauf 3:	00:18.615	00:26.053	00:09.470	137,96 km/h	00:54.138	123,02 km/h



European Hill Race

Bergrennen Eschdorf

6. - 8. Mai 2016

Luxemburger Bergmeisterschaft für Tourenwagen 2016

Luxemburger Bergmeisterschaft für Sportwagen 2016

Deutsche Bergmeisterschaft 2016 / DMSB Berg-Cup 2016

KW Berg-Cup 2016 / NSU Bergpokal 2016 im KW Berg-Cup



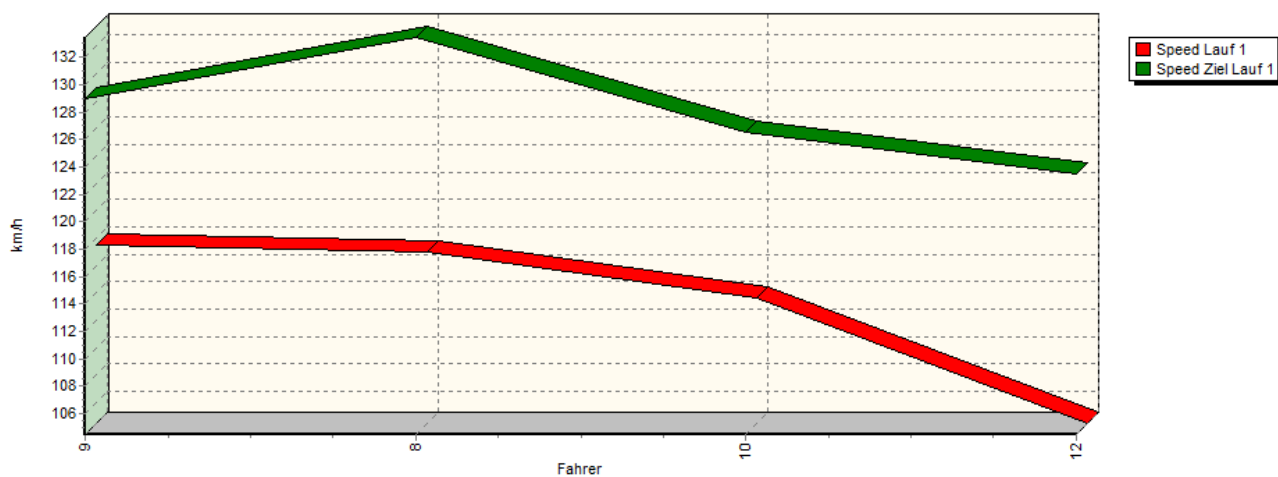
Sektorzeiten & Speeds - Groupe E2-SS+D(F3)

Rg.	Nr.	Sektor 1	Sektor 2	Sektor 3	Speed Ziel	Laufzeit	Speed (Lauf)
2	18	DEBRUYNE Frank	Dallara-Opel Spiess F303				
		Lauf 1: 00:19.841	00:28.183	00:09.909	135,20 km/h	00:57.933	114,96 km/h
		Lauf 2: 00:19.217	00:27.270	00:09.829	136,52 km/h	00:56.316	118,26 km/h
		Lauf 3: 00:19.550	00:28.044	00:09.776	135,55 km/h	00:57.370	116,09 km/h
3	16	BERNEY Damien	Tatuus-Honda Formula Master				
		Lauf 1: 00:20.221	00:28.650	00:09.733	135,84 km/h	00:58.604	113,64 km/h
		Lauf 2: 00:19.442	00:27.693	00:09.674	134,02 km/h	00:56.809	117,24 km/h
		Lauf 3: 00:19.132	00:27.833	00:09.580	134,75 km/h	00:56.545	117,78 km/h
4	23	CHRISTOPH Jérôme	Tatuus-Renault FR2.0				
		Lauf 1: 00:20.145	00:29.362	00:10.763	126,23 km/h	01:00.270	110,50 km/h
		Lauf 2: 00:19.677	00:28.753	00:10.526	127,90 km/h	00:58.956	112,96 km/h
		Lauf 3: 00:19.952	00:29.288	00:10.658	123,37 km/h	00:59.898	111,19 km/h
5	21	WOLPERT Mathieu	BSR-VW 389-02				
		Lauf 1: 00:20.776	00:29.380	00:10.444	121,69 km/h	01:00.600	109,90 km/h
		Lauf 2: 00:20.577	00:28.782	00:10.188	123,16 km/h	00:59.547	111,85 km/h
		Lauf 3: 00:21.068	00:29.652	00:10.452	121,51 km/h	01:01.172	108,87 km/h
6	20	MEIERS Robert	Dallara-Toyota F300				
		Lauf 1: 00:21.308	00:30.591	00:10.536	117,32 km/h	01:02.435	106,67 km/h
		Lauf 2: 00:20.395	00:28.804	00:10.490	122,54 km/h	00:59.689	111,58 km/h
		Lauf 3: 00:20.723	00:29.440	00:10.328	122,05 km/h	01:00.491	110,10 km/h
7	22	LINDEN Léon	Dallara-Opel F304				
		Lauf 1: 00:20.355	00:29.747	00:10.310	125,43 km/h	01:00.412	110,24 km/h
		Lauf 2: 00:19.876	00:29.504	00:10.339	118,96 km/h	00:59.719	111,52 km/h
		Lauf 3: 00:20.345	00:30.691	00:10.314	120,42 km/h	01:01.350	108,56 km/h
8	25	DONKELS Daniel	Tatuus-Renault FR2.0				
		Lauf 1: 00:20.251	00:29.481	00:10.105	126,24 km/h	00:59.837	111,30 km/h
		Lauf 2: 00:20.177	00:29.830	00:10.436	115,00 km/h	01:00.443	110,19 km/h
		Lauf 3: *	*	*	* km/h	*	* km/h
9	24	CHRISTOPH Régis	Tatuus-Renault FR2.0				
		Lauf 1: 00:20.405	00:29.776	00:10.603	118,04 km/h	01:00.784	109,57 km/h
		Lauf 2: 00:20.286	00:30.614	00:10.963	108,19 km/h	01:01.863	107,66 km/h
		Lauf 3: 00:20.367	00:29.811	00:10.854	126,85 km/h	01:01.032	109,12 km/h
10	1	BRAQUET Roland	Tatuus-Renault FR2.0				
		Lauf 1: 00:21.571	00:31.053	00:10.937	121,20 km/h	01:03.561	104,78 km/h
		Lauf 2: 00:20.586	00:30.555	00:10.762	121,44 km/h	01:01.903	107,59 km/h
		Lauf 3: 00:20.813	00:31.662	00:10.552	117,02 km/h	01:03.027	105,67 km/h
11	26	FAUSTINI Robin	Tatuus-Renault FR2.0				
		Lauf 1: 00:23.364	00:34.170	00:17.537	80,48 km/h	01:15.071	88,72 km/h
		Lauf 2: 00:21.252	00:32.174	00:10.938	126,81 km/h	01:04.364	103,47 km/h
		Lauf 3: 00:20.854	00:31.123	00:10.683	127,90 km/h	01:02.660	106,29 km/h
12	27	VITALI Hugo	Dallara-Opel F2				
		Lauf 1: 00:21.445	00:35.070	00:13.459	82,42 km/h	01:09.974	95,18 km/h
		Lauf 2: 00:21.682	00:34.697	00:11.380	118,23 km/h	01:07.759	98,29 km/h
		Lauf 3: 00:20.720	00:34.340	00:11.660	124,52 km/h	01:06.720	99,82 km/h
13	28	VANHERPE Ivan	Reynard-Opel 903-20XE				
		Lauf 1: 00:23.091	00:35.200	00:11.632	113,55 km/h	01:09.923	95,25 km/h
		Lauf 2: 00:21.878	00:34.798	00:11.055	106,38 km/h	01:07.731	98,33 km/h
		Lauf 3: 00:23.068	00:35.665	00:11.243	114,48 km/h	01:09.976	95,18 km/h

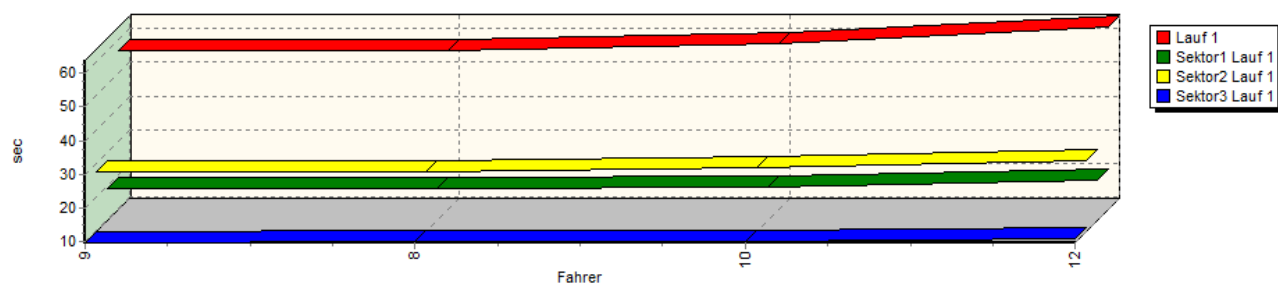
Sektorzeiten & Speeds - Groupe E2-SS+D(F3)

Groupe E2-SS+D(F3) Classe 36: F3

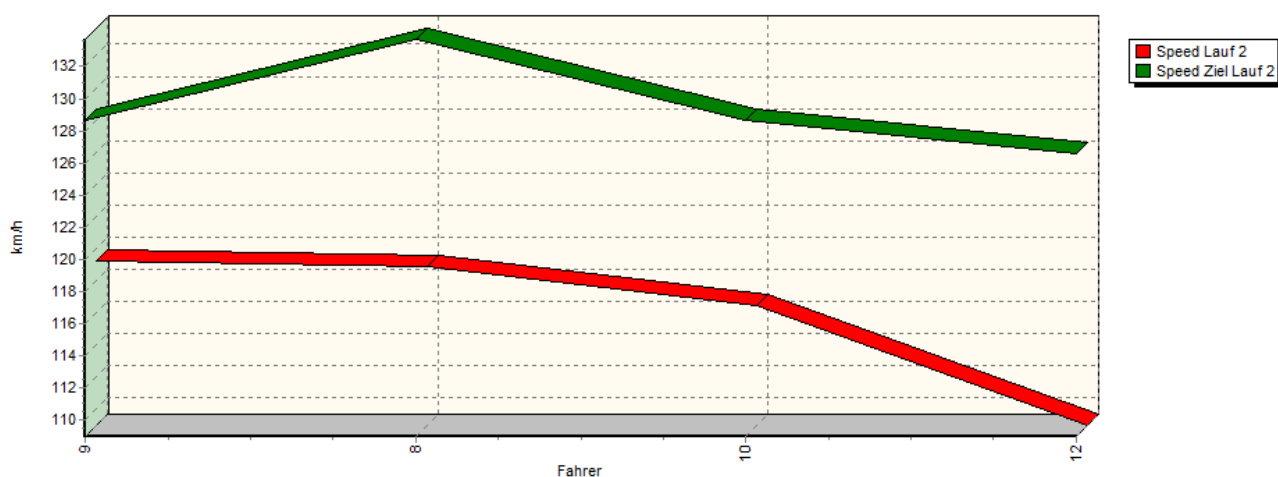
Speed-Diagramm Lauf 1



Sektor-Diagramm (Rest) Lauf 1

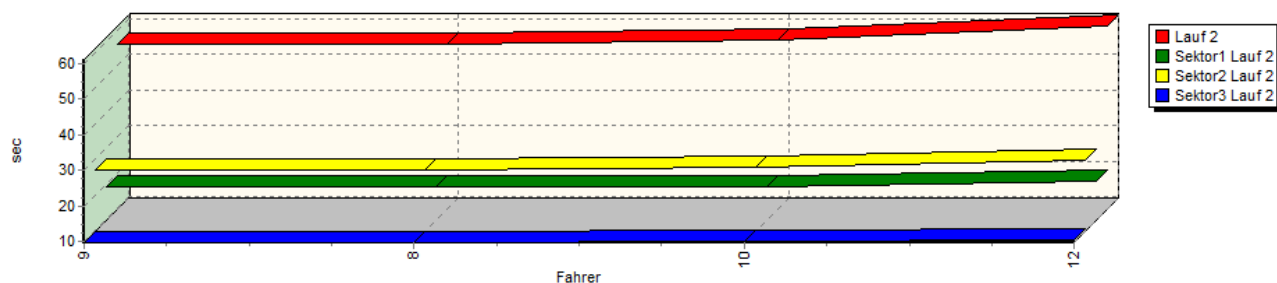


Speed-Diagramm Lauf 2

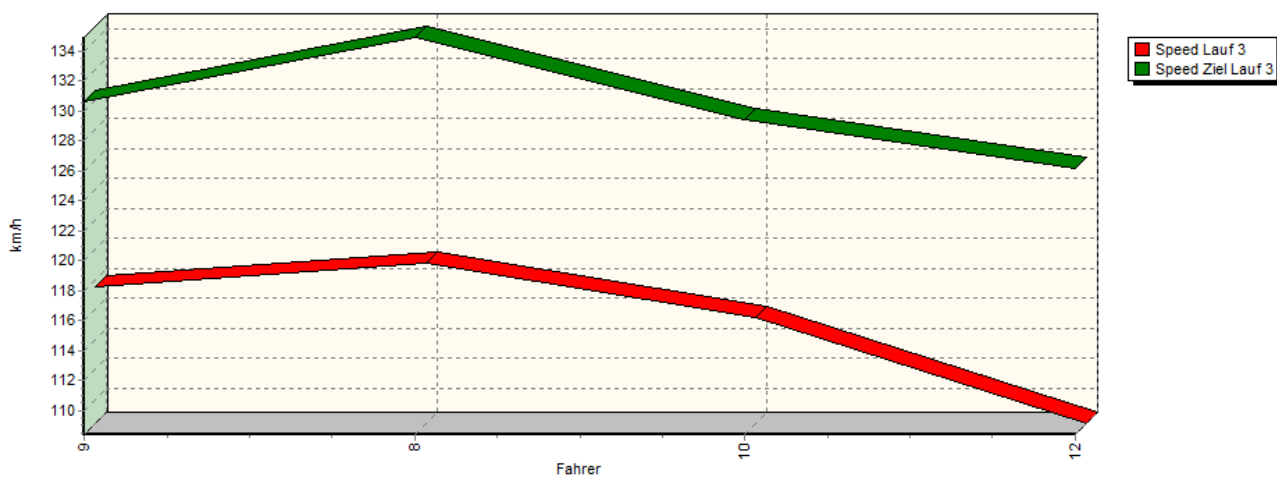


Sektorzeiten & Speeds - Groupe E2-SS+D(F3)

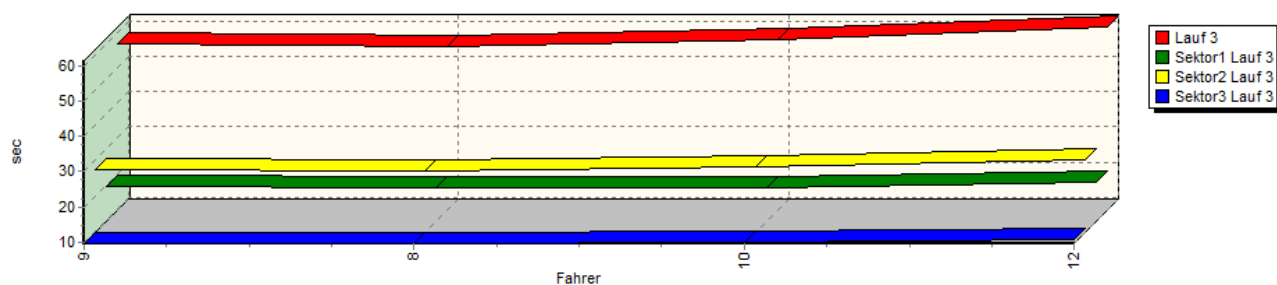
Sektor-Diagramm (Rest) Lauf 2



Speed-Diagramm Lauf 3



Sektor-Diagramm (Rest) Lauf 3



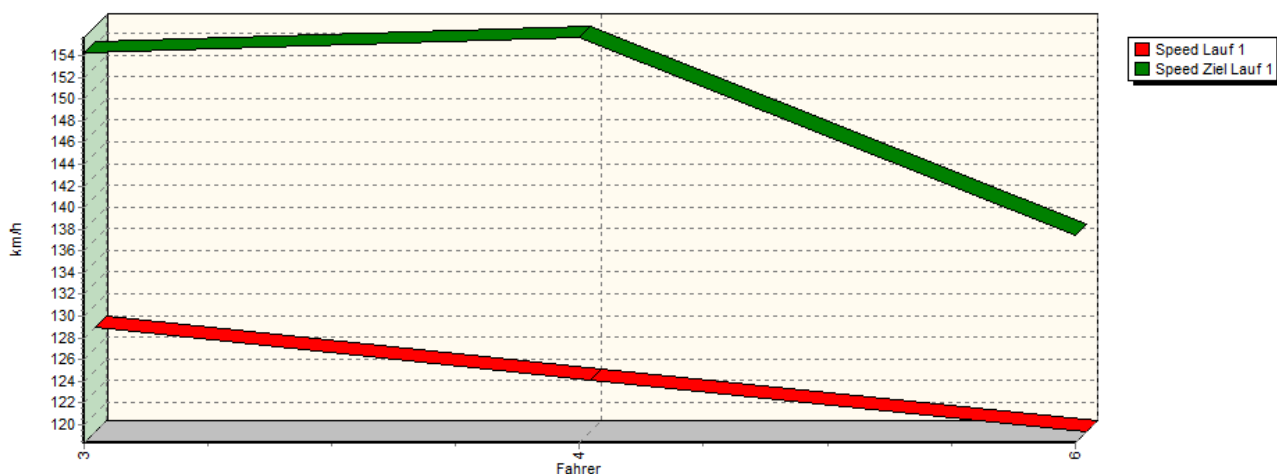
Rg.	Nr.	Sektor 1	Sektor 2	Sektor 3	Speed Ziel	Laufzeit	Speed (Lauf)	
1	9	GUTH Samy		Dallara-Opel Spiess F302				
		Lauf 1:	00:19.343	00:27.553	00:09.782	129,01 km/h	00:56.678	117,51 km/h
		Lauf 2:	00:19.064	00:27.068	00:09.722	128,69 km/h	00:55.854	119,24 km/h
		Lauf 3:	00:19.628	00:27.472	00:09.565	130,59 km/h	00:56.665	117,53 km/h

Sektorzeiten & Speeds - Groupe E2-SS+D(F3)

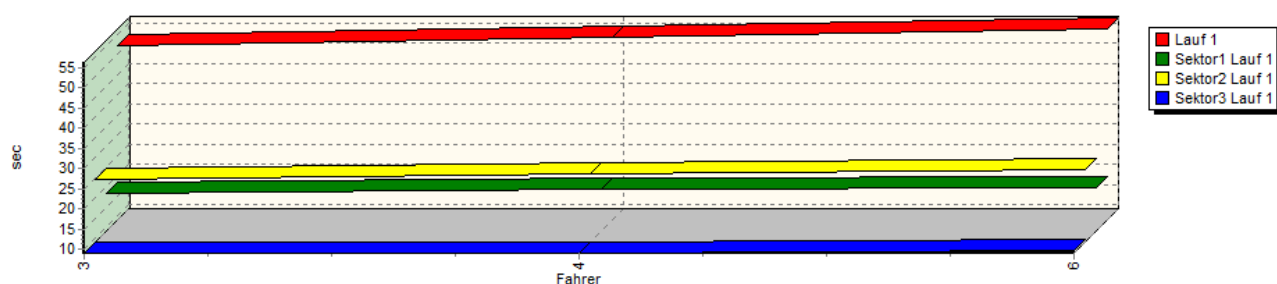
Rg.	Nr.	Sektor 1	Sektor 2	Sektor 3	Speed Ziel	Laufzeit	Speed (Lauf)	
2	8	CHOLLEY Ludovic		Dallara-Mercedes F306				
		Lauf 1:	00:19.287	00:27.511	00:10.122	133,45 km/h	00:56.920	117,01 km/h
		Lauf 2:	00:18.999	00:27.131	00:09.914	133,69 km/h	00:56.044	118,84 km/h
		Lauf 3:	00:19.119	00:27.093	00:09.717	134,89 km/h	00:55.929	119,08 km/h
3	10	CHOLLEY Patrick		Dallara-Opel Spiess F305				
		Lauf 1:	00:19.663	00:28.699	00:10.238	126,53 km/h	00:58.600	113,65 km/h
		Lauf 2:	00:19.297	00:27.811	00:10.099	128,64 km/h	00:57.207	116,42 km/h
		Lauf 3:	00:19.250	00:28.348	00:10.091	129,44 km/h	00:57.689	115,45 km/h
4	12	SAINTMARD Gilles		Dallara-Opel Spiess F393				
		Lauf 1:	00:21.755	00:30.878	00:11.112	123,45 km/h	01:03.745	104,48 km/h
		Lauf 2:	00:20.712	00:29.744	00:10.649	126,57 km/h	01:01.105	108,99 km/h
		Lauf 3:	00:20.702	00:30.082	00:10.648	126,18 km/h	01:01.432	108,41 km/h

Groupe E2-SS+D(F3) Classe 37: +2000-3000 ccm

Speed-Diagramm Lauf 1

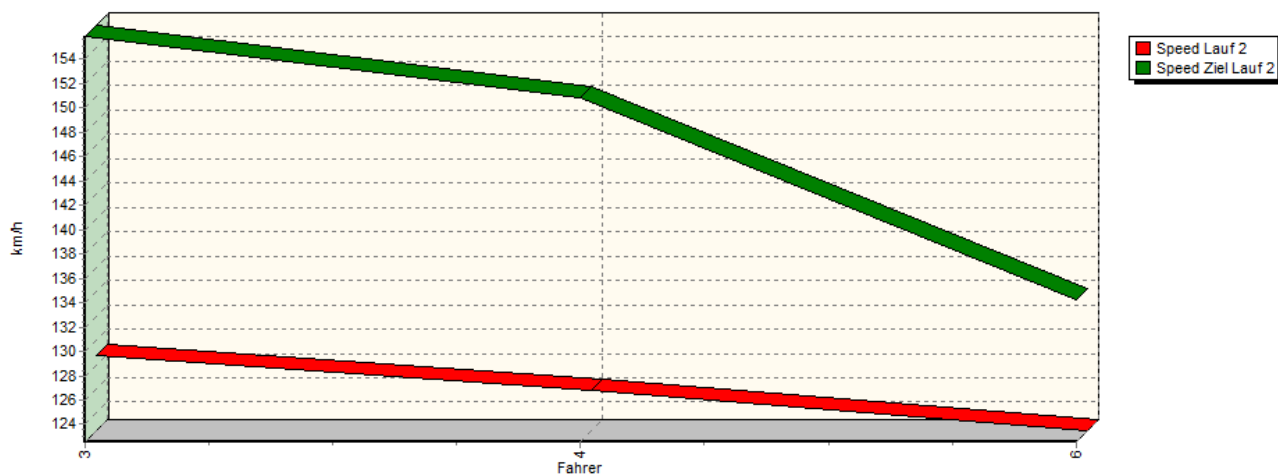


Sektor-Diagramm (Rest) Lauf 1

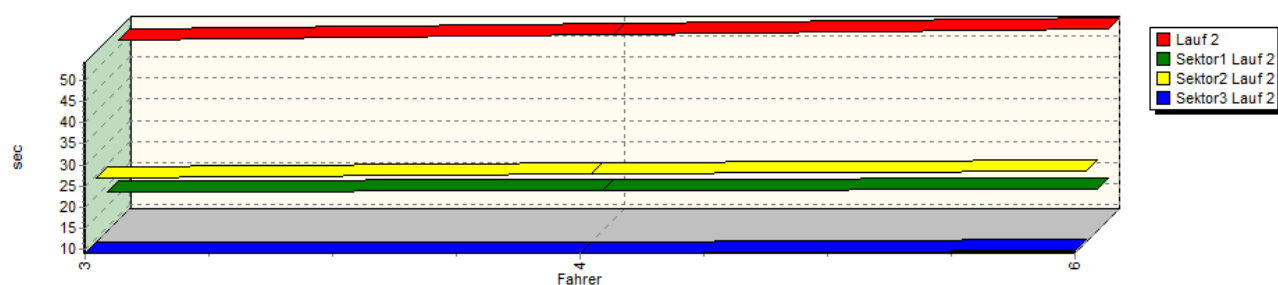


Sektorzeiten & Speeds - Groupe E2-SS+D(F3)

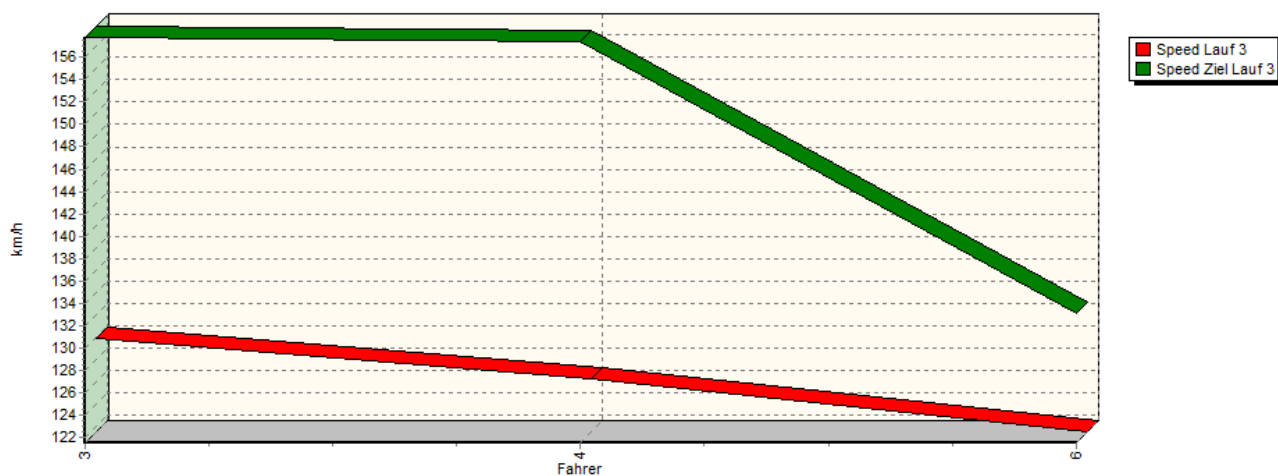
Speed-Diagramm Lauf 2



Sektor-Diagramm (Rest) Lauf 2

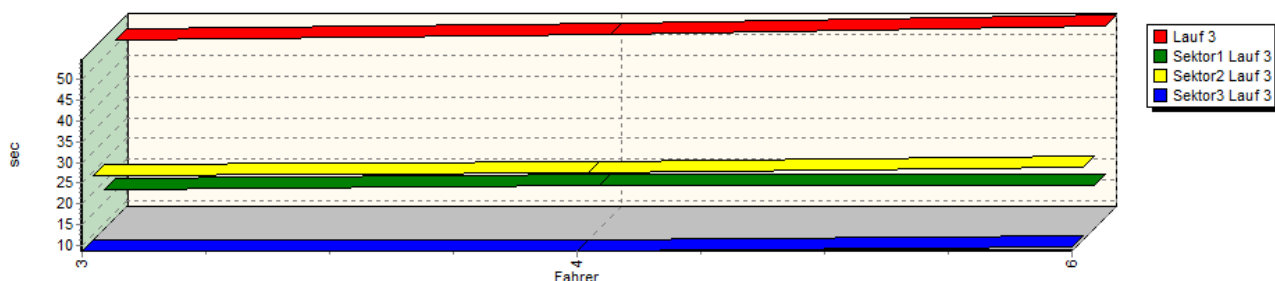


Speed-Diagramm Lauf 3



Sektorzeiten & Speeds - Groupe E2-SS+D(F3)

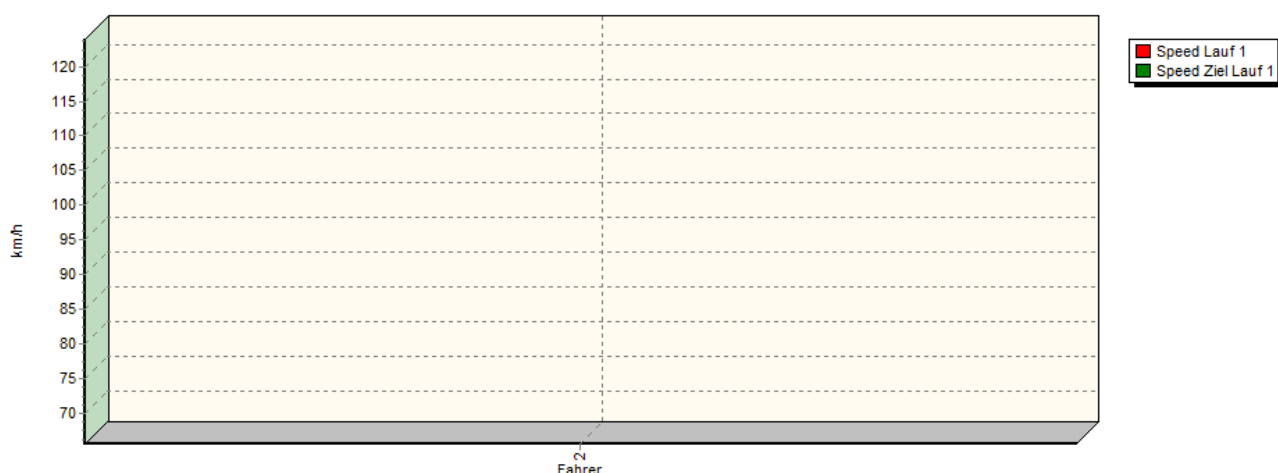
Sektor-Diagramm (Rest) Lauf 3



Rg.	Nr.	Sektor 1	Sektor 2	Sektor 3	Speed Ziel	Laufzeit	Speed (Lauf)
1	3	BERGUERAND Eric	Lola-Cosworth FA99				
		Lauf 1: 00:18.441	00:24.600	00:09.009	154,25 km/h	00:52.050	127,95 km/h
		Lauf 2: 00:18.277	00:24.390	00:09.085	155,85 km/h	00:51.752	128,69 km/h
		Lauf 3: 00:18.213	00:24.297	00:08.785	157,79 km/h	00:51.295	129,84 km/h
2	4	VOLLUZ Joël	Osella-Judd FA30				
		Lauf 1: 00:19.193	00:25.944	00:08.957	155,68 km/h	00:54.094	123,12 km/h
		Lauf 2: 00:18.699	00:25.188	00:09.026	150,77 km/h	00:52.913	125,87 km/h
		Lauf 3: 00:19.229	00:24.884	00:08.646	157,46 km/h	00:52.759	126,23 km/h
3	6	ALLAIS Daniel	Reynard-Judd 97D				
		Lauf 1: 00:19.568	00:26.939	00:09.780	137,48 km/h	00:56.287	118,32 km/h
		Lauf 2: 00:18.839	00:25.947	00:09.549	134,20 km/h	00:54.335	122,57 km/h
		Lauf 3: 00:19.184	00:26.082	00:09.555	133,05 km/h	00:54.821	121,49 km/h

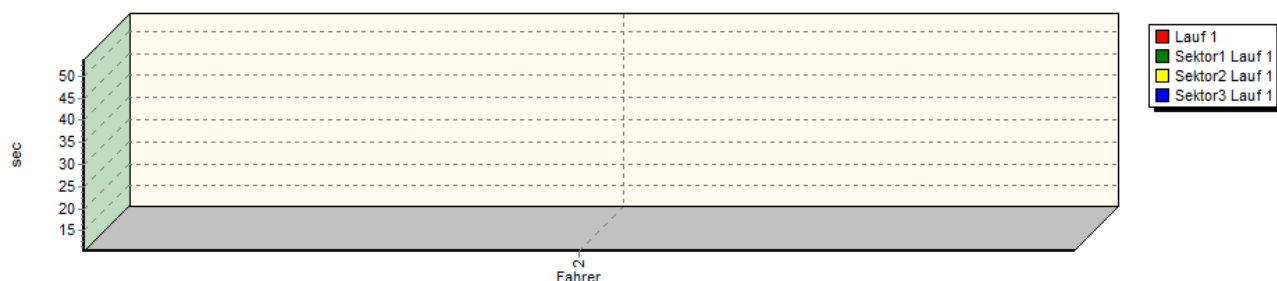
Groupe E2-SS+D(F3) Classe 38: +3000-4000 ccm

Speed-Diagramm Lauf 1

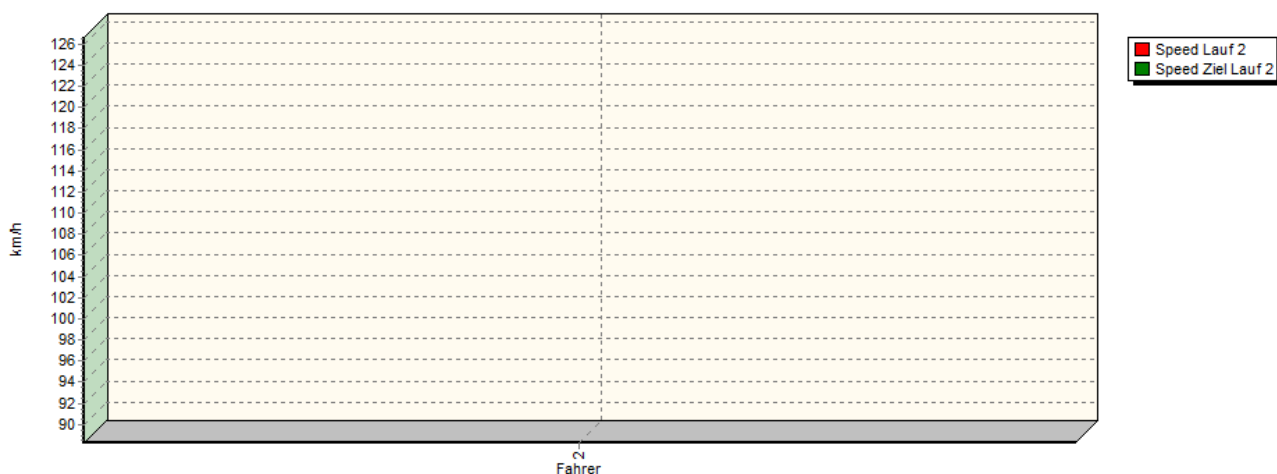


Sektorzeiten & Speeds - Groupe E2-SS+D(F3)

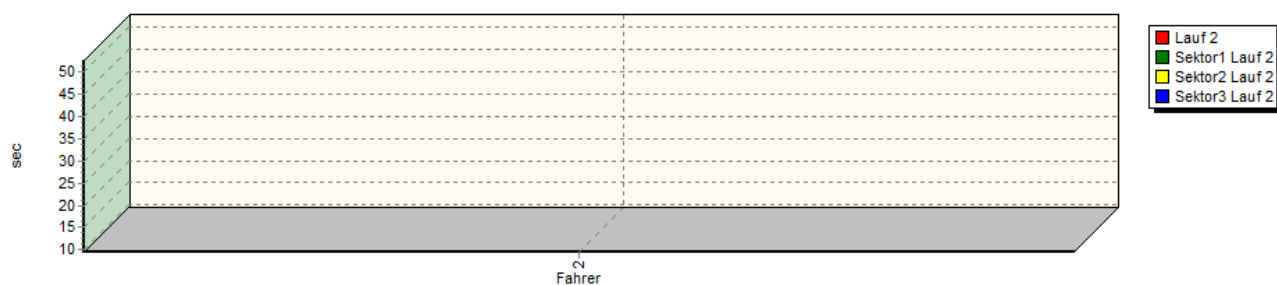
Sektor-Diagramm (Rest) Lauf 1



Speed-Diagramm Lauf 2

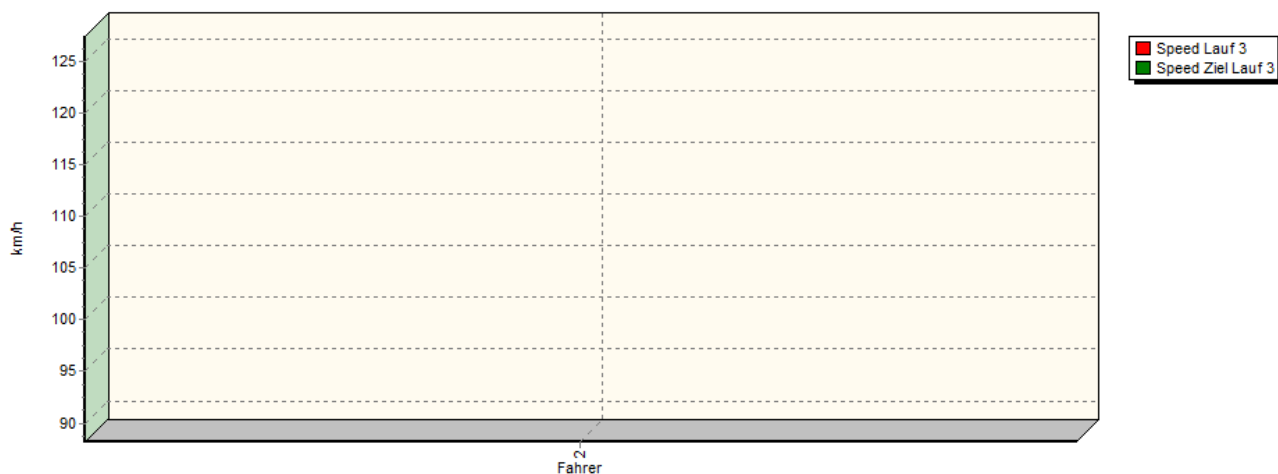


Sektor-Diagramm (Rest) Lauf 2

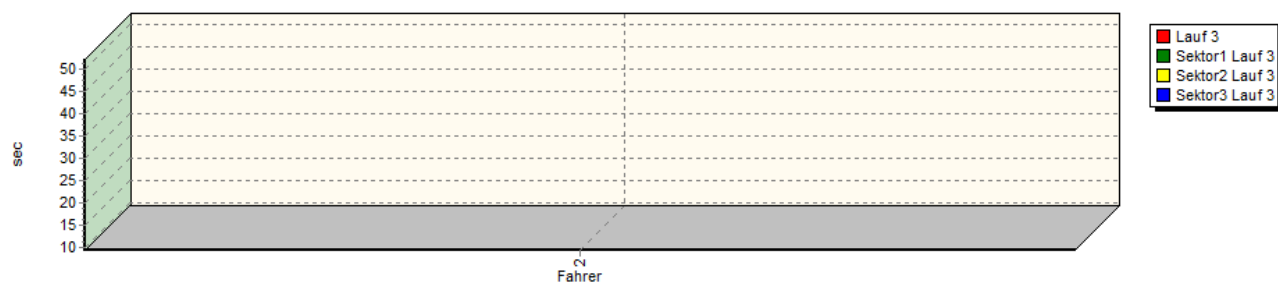


Sektorzeiten & Speeds - Groupe E2-SS+D(F3)

Speed-Diagramm Lauf 3



Sektor-Diagramm (Rest) Lauf 3



Rg.	Nr.	Sektor 1	Sektor 2	Sektor 3	Speed Ziel	Laufzeit	Speed (Lauf)	
1	2	HAUSER David		Dallara-Mecachrome GP2				
		Lauf 1:	00:18.846	00:24.548	00:10.340	65,48 km/h	00:53.734	123,94 km/h
		Lauf 2:	00:18.508	00:24.611	00:09.478	88,25 km/h	00:52.597	126,62 km/h
		Lauf 3:	00:18.416	00:24.543	00:09.327	88,19 km/h	00:52.286	127,38 km/h