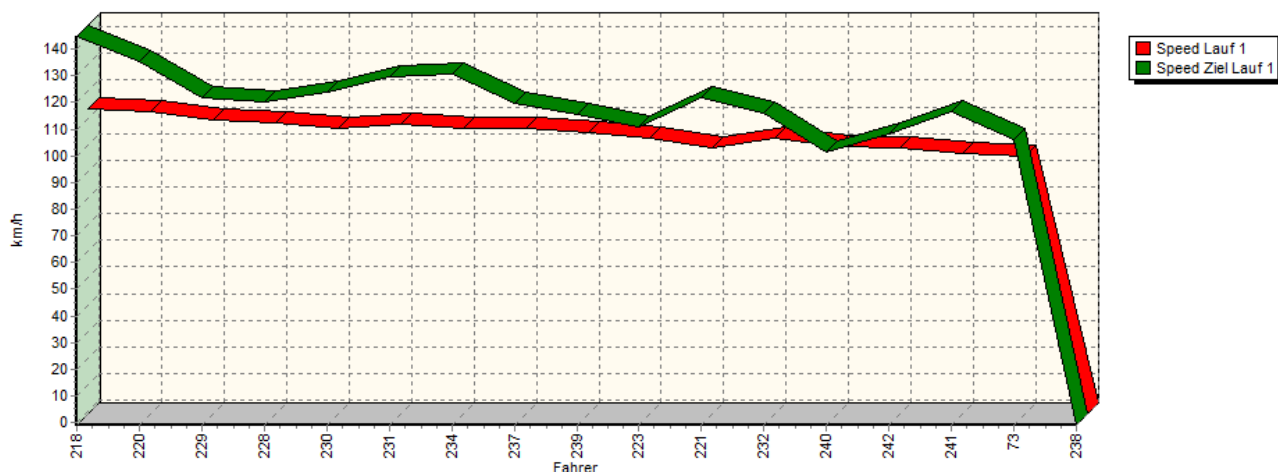
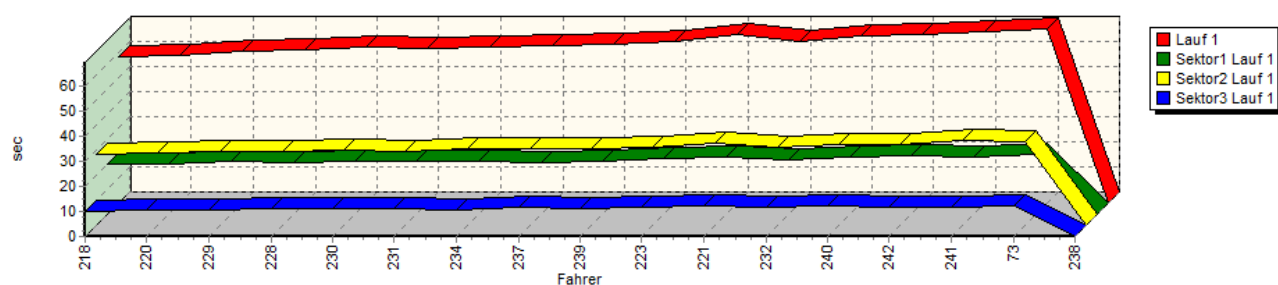


## Sektorzeiten & Speeds - Groupe E1+H/FS (DMSB) Classe 25: +3000 ccm

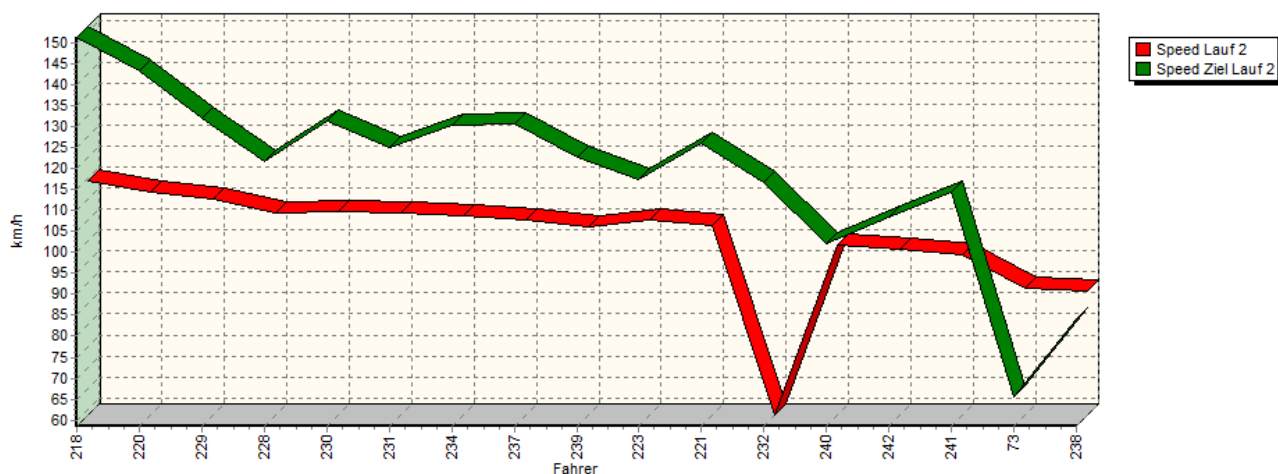
### Speed-Diagramm Lauf 1



### Sektor-Diagramm (Rest) Lauf 1

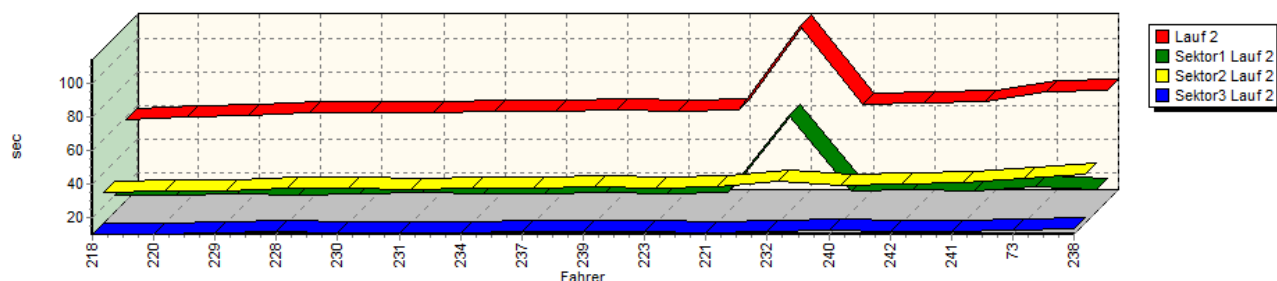


### Speed-Diagramm Lauf 2



## Sektorzeiten & Speeds - Groupe E1+H/FS (DMSB) Classe 25: +3000 ccm

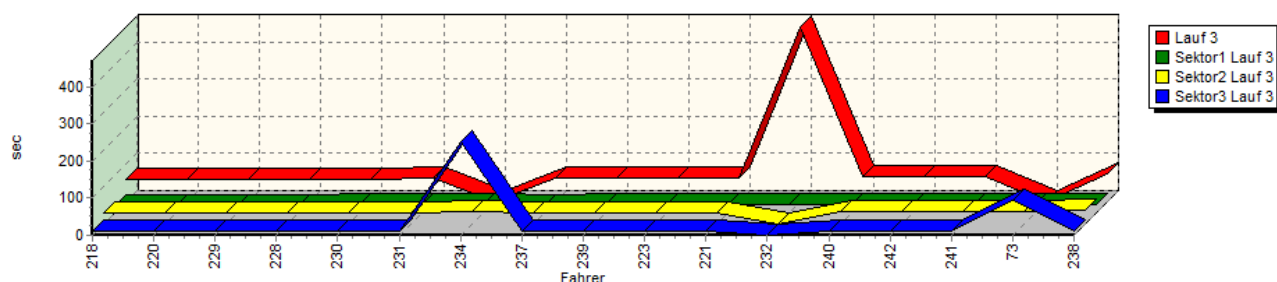
### Sektor-Diagramm (Rest) Lauf 2



### Speed-Diagramm Lauf 3



### Sektor-Diagramm (Rest) Lauf 3



Rg.	Nr.	Sektor 1	Sektor 2	Sektor 3	Speed Ziel	Laufzeit	Speed (Lauf)	
1	218	<b>STOLZ Herbert</b>		Porsche 935 DP II				
		Lauf 1:	00:20.079	00:28.358	00:10.296	144,80 km/h	00:58.733	113,39 km/h
		Lauf 2:	00:20.141	00:28.052	00:10.050	151,20 km/h	00:58.243	114,35 km/h
		Lauf 3:	00:20.333	00:29.407	00:10.795	123,17 km/h	01:00.535	110,02 km/h



## European Hill Race

Bergrennen Eschdorf

6. - 8. Mai 2016

Luxemburger Bergmeisterschaft für Tourenwagen 2016

Luxemburger Bergmeisterschaft für Sportwagen 2016

Deutsche Bergmeisterschaft 2016 / DMSB Berg-Cup 2016

KW Berg-Cup 2016 / NSU Bergpokal 2016 im KW Berg-Cup



### Sektorzeiten & Speeds - Groupe E1+H/FS (DMSB) Classe 25: +3000 ccm

Rg.	Nr.	Sektor 1	Sektor 2	Sektor 3	Speed Ziel	Laufzeit	Speed (Lauf)
2	220	<b>HANDA Norbert</b>		Lancia Delta Integrale			
		Lauf 1:	00:20.042	00:28.789	00:10.420	135,48 km/h	00:59.251 112,40 km/h
		Lauf 2:	00:20.052	00:29.108	00:10.381	143,27 km/h	00:59.541 111,86 km/h
		Lauf 3:	00:20.100	00:28.875	00:10.667	143,23 km/h	00:59.642 111,67 km/h
3	229	<b>NEFF Frédéric</b>		Porsche 996 CUP			
		Lauf 1:	00:20.988	00:29.323	00:10.741	121,85 km/h	01:01.052 109,09 km/h
		Lauf 2:	00:20.495	00:29.365	00:10.652	131,80 km/h	01:00.512 110,06 km/h
		Lauf 3:	00:20.658	00:29.490	00:10.849	128,15 km/h	01:00.997 109,19 km/h
4	228	<b>FUCHS Mario</b>		Mitsubishi Lancer Evo 9			
		Lauf 1:	00:20.515	00:29.638	00:11.246	120,40 km/h	01:01.399 108,47 km/h
		Lauf 2:	00:20.339	00:30.516	00:11.596	121,60 km/h	01:02.451 106,64 km/h
		Lauf 3:	00:20.094	00:29.622	00:11.344	122,44 km/h	01:01.060 109,07 km/h
5	230	<b>RUCH René</b>		Ferrari 355 GT			
		Lauf 1:	00:21.416	00:30.294	00:11.037	124,09 km/h	01:02.747 106,14 km/h
		Lauf 2:	00:20.876	00:30.652	00:10.641	131,42 km/h	01:02.169 107,13 km/h
		Lauf 3:	00:20.843	00:29.787	00:10.639	137,32 km/h	01:01.269 108,70 km/h
6	231	<b>LAGACHE Vincent</b>		Ferrari 458 Challenge			
		Lauf 1:	00:21.120	00:29.743	00:10.996	129,86 km/h	01:01.859 107,66 km/h
		Lauf 2:	00:21.419	00:30.118	00:10.970	125,09 km/h	01:02.507 106,55 km/h
		Lauf 3:	00:22.081	00:31.034	00:10.975	129,63 km/h	01:04.090 103,92 km/h
7	234	<b>EDWARDS Keith</b>		Audi Quattro S1			
		Lauf 1:	00:21.173	00:30.789	00:10.766	130,52 km/h	01:02.728 106,17 km/h
		Lauf 2:	00:20.806	00:30.861	00:11.157	130,16 km/h	01:02.824 106,01 km/h
		Lauf 3:	00:20.807	00:32.833	04:10.866	35,69 km/h	A * km/h
8	237	<b>SCHILLING Nico</b>		Subaru Impreza WRX STI			
		Lauf 1:	00:20.713	00:30.623	00:11.564	119,90 km/h	01:02.900 105,88 km/h
		Lauf 2:	00:20.883	00:30.886	00:11.602	130,78 km/h	01:03.371 105,10 km/h
		Lauf 3:	00:20.672	00:31.049	00:11.301	123,74 km/h	01:03.022 105,68 km/h
9	239	<b>VALENTINY Charles</b>		Subaru Impreza WRX STI			
		Lauf 1:	00:21.213	00:30.929	00:11.417	115,33 km/h	01:03.559 104,79 km/h
		Lauf 2:	00:21.323	00:31.619	00:11.404	122,60 km/h	01:04.346 103,50 km/h
		Lauf 3:	00:21.321	00:30.756	00:11.226	117,82 km/h	01:03.303 105,21 km/h
10	223	<b>STRUCKMANN Norman</b>		Ford Escort RS Cosworth			
		Lauf 1:	00:22.111	00:31.151	00:11.604	110,61 km/h	01:04.866 102,67 km/h
		Lauf 2:	00:21.051	00:30.924	00:11.450	117,32 km/h	01:03.425 105,01 km/h
		Lauf 3:	00:21.158	00:31.293	00:11.688	119,41 km/h	01:04.139 103,84 km/h
11	221	<b>RÖCK Sabine</b>		VW Golf I Turbo			
		Lauf 1:	00:22.839	00:32.664	00:12.073	121,86 km/h	01:07.576 98,56 km/h
		Lauf 2:	00:21.641	00:31.347	00:11.271	125,98 km/h	01:04.259 103,64 km/h
		Lauf 3:	00:21.654	00:31.571	00:11.133	123,11 km/h	01:04.358 103,48 km/h
12	232	<b>EMOND Stéphane</b>		BMW M3			
		Lauf 1:	00:22.001	00:31.295	00:11.599	116,02 km/h	01:04.895 102,63 km/h
		Lauf 2:	01:07.231	00:35.007	00:11.451	116,76 km/h	01:53.689 58,58 km/h
		Lauf 3:	00:21.973	*	*	30,35 km/h	07:50.561 14,15 km/h
13	240	<b>KEIPES Georges</b>		Ford Escort Cosworth			
		Lauf 1:	00:22.703	00:32.159	00:12.026	101,24 km/h	01:06.888 99,57 km/h
		Lauf 2:	00:22.648	00:32.308	00:12.222	101,91 km/h	01:07.178 99,14 km/h
		Lauf 3:	00:23.090	00:32.161	00:12.304	102,76 km/h	01:07.555 98,59 km/h



## European Hill Race

Bergrennen Eschdorf

6. - 8. Mai 2016

Luxemburger Bergmeisterschaft für Tourenwagen 2016

Luxemburger Bergmeisterschaft für Sportwagen 2016

Deutsche Bergmeisterschaft 2016 / DMSB Berg-Cup 2016

KW Berg-Cup 2016 / NSU Bergpokal 2016 im KW Berg-Cup



### Sektorzeiten & Speeds - Groupe E1+H/FS (DMSB) Classe 25: +3000 ccm

Rg.	Nr.	Sektor 1	Sektor 2	Sektor 3	Speed Ziel	Laufzeit	Speed (Lauf)	
14	242	<b>SCHMIT Mike</b>		Opel Astra J OPC CUP				
		Lauf 1:	00:23.209	00:32.377	00:11.659	108,45 km/h	01:07.245	99,04 km/h
		Lauf 2:	00:23.088	00:32.906	00:12.008	108,27 km/h	01:08.002	97,94 km/h
		Lauf 3:	00:22.448	00:32.501	00:12.003	108,21 km/h	01:06.952	99,48 km/h
15	241	<b>MARECHAL Henri</b>		Ford Escort Cosworth				
		Lauf 1:	00:22.934	00:34.166	00:11.781	116,63 km/h	01:08.881	96,69 km/h
		Lauf 2:	00:22.867	00:34.244	00:11.813	114,26 km/h	01:08.924	96,63 km/h
		Lauf 3:	00:23.052	00:34.402	00:11.928	115,14 km/h	01:09.382	95,99 km/h
16	73	<b>SCHROEDER Ralph</b>		Nissan 350z				
		Lauf 1:	00:24.018	00:33.379	00:12.346	105,91 km/h	01:09.743	95,49 km/h
		Lauf 2:	00:25.312	00:36.836	00:12.835	65,58 km/h	01:14.983	88,82 km/h
		Lauf 3:	00:24.092	00:34.076	01:32.436	28,17 km/h	A	* km/h
17	238	<b>SCHILLING Cédric</b>		Mitsubishi Lancer Evo 7				
		Lauf 1:	*	*	*	* km/h	*	* km/h
		Lauf 2:	00:23.033	00:39.413	00:13.059	84,08 km/h	01:15.505	88,21 km/h
		Lauf 3:	00:23.454	00:38.569	00:12.794	88,14 km/h	01:14.817	89,02 km/h