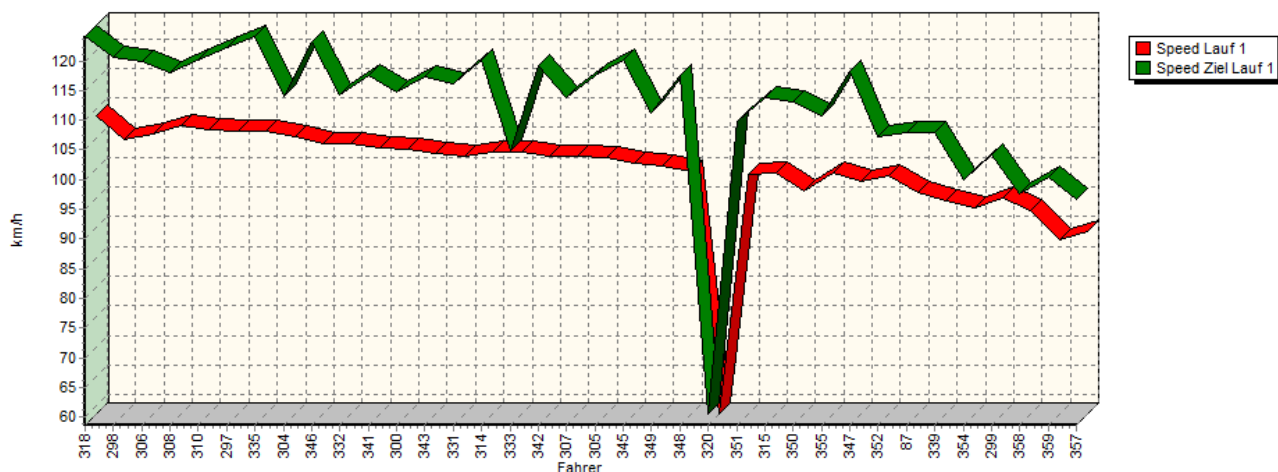
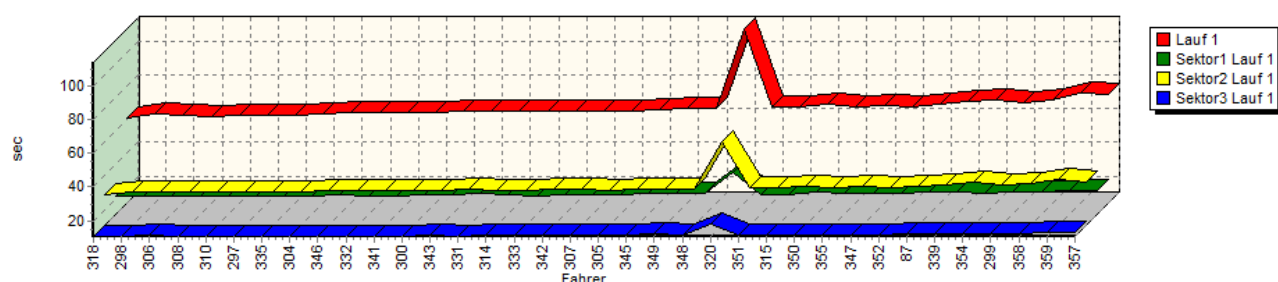


Sektorzeiten & Speeds - Groupe E1+H/FS (DMSB) Classe 23: +1600-2000 ccm

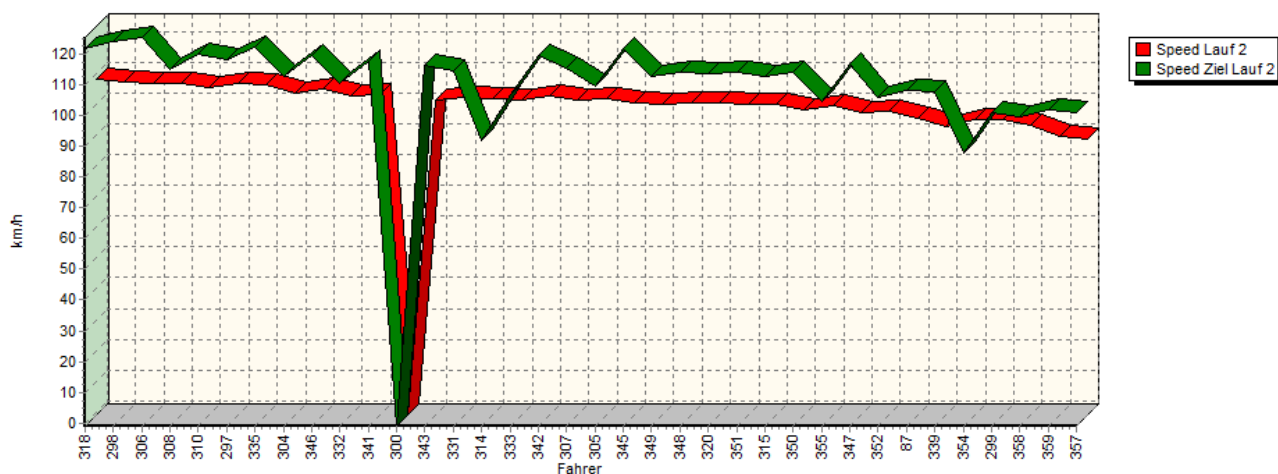
Speed-Diagramm Lauf 1



Sektor-Diagramm (Rest) Lauf 1

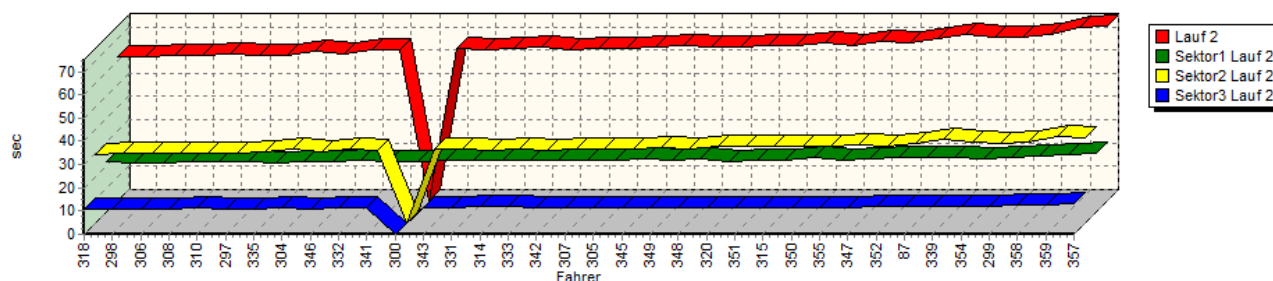


Speed-Diagramm Lauf 2

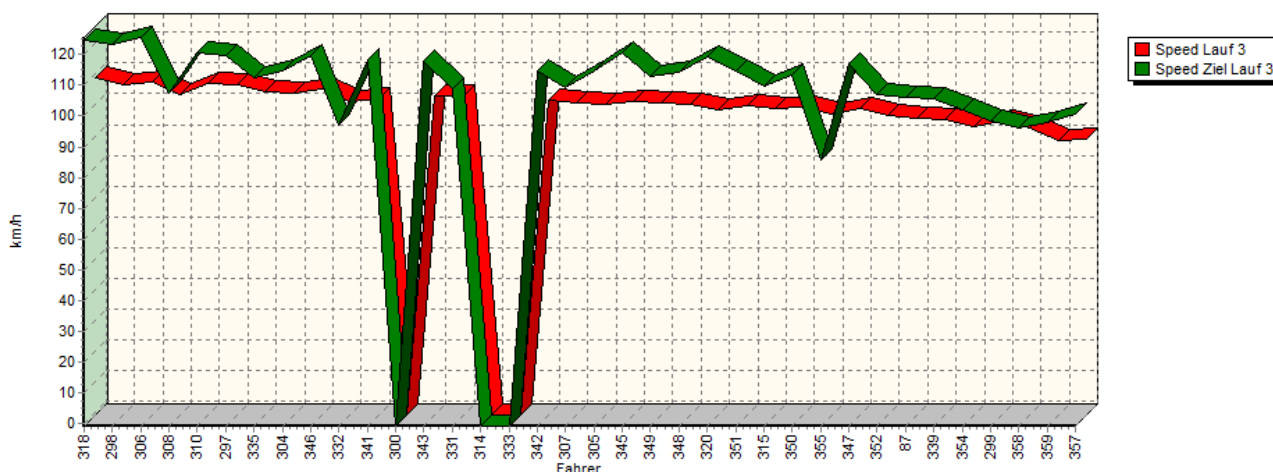


Sektorzeiten & Speeds - Groupe E1+H/FS (DMSB) Classe 23: +1600-2000 ccm

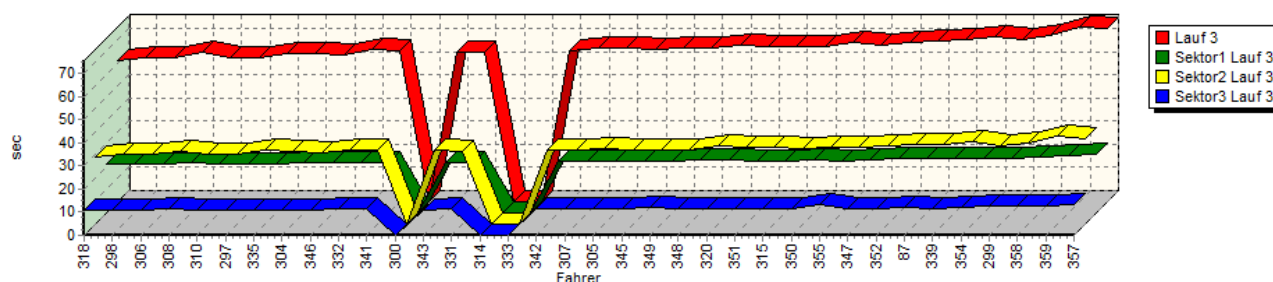
Sektor-Diagramm (Rest) Lauf 2



Speed-Diagramm Lauf 3



Sektor-Diagramm (Rest) Lauf 3



Rg.	Nr.	Sektor 1	Sektor 2	Sektor 3	Speed Ziel	Laufzeit	Speed (Lauf)	
1	318	WIEBE André		Renault Williams Wiebe Laguna				
		Lauf 1:	00:21.397	00:29.099	00:10.694	124,11 km/h	01:01.190	108,84 km/h
		Lauf 2:	00:21.520	00:29.158	00:10.961	121,95 km/h	01:01.639	108,05 km/h
		Lauf 3:	00:21.402	00:29.149	00:10.642	124.62 km/h	01:01.193	108.84 km/h



European Hill Race

Bergrennen Eschdorf

6. - 8. Mai 2016

Luxemburger Bergmeisterschaft für Tourenwagen 2016

Luxemburger Bergmeisterschaft für Sportwagen 2016

Deutsche Bergmeisterschaft 2016 / DMSB Berg-Cup 2016

KW Berg-Cup 2016 / NSU Bergpokal 2016 im KW Berg-Cup



Sektorzeiten & Speeds - Groupe E1+H/FS (DMSB) Classe 23: +1600-2000 ccm

Rg.	Nr.	Sektor 1	Sektor 2	Sektor 3	Speed Ziel	Laufzeit	Speed (Lauf)
2	298	PISANO Egidio	VW Minichberger-Golf STW 16V				
		Lauf 1: 00:21.750	00:30.796	00:10.906	120,70 km/h	01:03.452	104,96 km/h
		Lauf 2: 00:21.213	00:30.021	00:10.744	123,84 km/h	01:01.978	107,46 km/h
		Lauf 3: 00:21.199	00:30.182	00:11.052	123,17 km/h	01:02.433	106,67 km/h
3	306	SCHÖNBORN Rainer	VW Golf I 16V				
		Lauf 1: 00:21.313	00:30.540	00:11.048	119,92 km/h	01:02.901	105,88 km/h
		Lauf 2: 00:21.116	00:30.097	00:11.034	125,35 km/h	01:02.247	106,99 km/h
		Lauf 3: 00:20.946	00:30.337	00:10.796	125,64 km/h	01:02.079	107,28 km/h
4	308	ORTH Patrick	BMW Frank E30 320is				
		Lauf 1: 00:21.232	00:30.024	00:10.861	117,98 km/h	01:02.117	107,22 km/h
		Lauf 2: 00:21.500	00:30.022	00:10.930	115,03 km/h	01:02.452	106,64 km/h
		Lauf 3: 00:21.609	00:31.302	00:11.360	107,69 km/h	01:04.271	103,62 km/h
5	310	FINK Marco	BMW 320 ST WTCC				
		Lauf 1: 00:21.431	00:30.310	00:10.785	120,09 km/h	01:02.526	106,51 km/h
		Lauf 2: 00:21.736	00:30.336	00:11.135	120,12 km/h	01:03.207	105,37 km/h
		Lauf 3: 00:21.151	00:30.114	00:10.869	120,66 km/h	01:02.134	107,19 km/h
6	297	BÜRKI Martin	BMW 318i E36 STW				
		Lauf 1: 00:21.376	00:30.629	00:10.630	122,14 km/h	01:02.635	106,33 km/h
		Lauf 2: 00:21.370	00:30.254	00:10.653	118,30 km/h	01:02.277	106,94 km/h
		Lauf 3: 00:21.408	00:30.274	00:10.724	119,55 km/h	01:02.406	106,72 km/h
7	335	RAUCH Michael	Opel Briegel Kadett 8V				
		Lauf 1: 00:21.411	00:30.662	00:10.663	124,02 km/h	01:02.736	106,16 km/h
		Lauf 2: 00:21.133	00:30.774	00:10.626	122,35 km/h	01:02.533	106,50 km/h
		Lauf 3: 00:21.398	00:31.751	00:10.808	112,29 km/h	01:03.957	104,13 km/h
8	304	DÜMLER Christian	VW Golf II 8V				
		Lauf 1: 00:21.596	00:30.789	00:10.846	114,03 km/h	01:03.231	105,33 km/h
		Lauf 2: 00:21.417	00:31.809	00:11.130	112,81 km/h	01:04.356	103,49 km/h
		Lauf 3: 00:21.864	00:31.199	00:10.943	114,69 km/h	01:04.006	104,05 km/h
9	346	DE KERCHOVE Michel	Peugeot 406 STW				
		Lauf 1: 00:22.249	00:30.855	00:10.796	123,27 km/h	01:03.900	104,23 km/h
		Lauf 2: 00:21.724	00:30.611	00:10.980	119,36 km/h	01:03.315	105,19 km/h
		Lauf 3: 00:21.684	00:30.623	00:10.966	119,64 km/h	01:03.273	105,26 km/h
10	332	BAYER Daniel	Opel Kadett C Coupé				
		Lauf 1: 00:21.673	00:31.287	00:11.019	114,29 km/h	01:03.979	104,10 km/h
		Lauf 2: 00:21.944	00:31.640	00:11.382	110,63 km/h	01:04.966	102,52 km/h
		Lauf 3: 00:21.998	00:32.174	00:11.756	96,92 km/h	01:05.928	101,02 km/h
11	341	WIEBE Horst	Renault Megane Maxi				
		Lauf 1: 00:21.746	00:31.580	00:10.991	117,58 km/h	01:04.317	103,55 km/h
		Lauf 2: 00:21.658	00:31.457	00:11.493	117,53 km/h	01:04.608	103,08 km/h
		Lauf 3: 00:21.810	00:31.909	00:11.461	118,41 km/h	01:05.180	102,18 km/h
12	300	AUER Christian	BMW 2002 8V				
		Lauf 1: 00:21.869	00:31.603	00:11.019	114,71 km/h	01:04.491	103,27 km/h
		Lauf 2: 00:21.735	*	*	* km/h	A	* km/h
		Lauf 3: *	*	*	* km/h	*	* km/h
13	343	NOIRAT Jeremy	VW Golf 16V				
		Lauf 1: 00:22.239	00:31.576	00:11.196	117,27 km/h	01:05.011	102,44 km/h
		Lauf 2: 00:22.492	00:32.049	00:11.232	116,51 km/h	01:05.773	101,26 km/h
		Lauf 3: 00:21.839	00:31.696	00:11.052	117,80 km/h	01:04.587	103,12 km/h



European Hill Race

Bergrennen Eschdorf

6. - 8. Mai 2016

Luxemburger Bergmeisterschaft für Tourenwagen 2016

Luxemburger Bergmeisterschaft für Sportwagen 2016

Deutsche Bergmeisterschaft 2016 / DMSB Berg-Cup 2016

KW Berg-Cup 2016 / NSU Bergpokal 2016 im KW Berg-Cup



Sektorzeiten & Speeds - Groupe E1+H/FS (DMSB) Classe 23: +1600-2000 ccm

Rg.	Nr.	Sektor 1	Sektor 2	Sektor 3	Speed Ziel	Laufzeit	Speed (Lauf)
14	331	PLEIER Alexander	Opel Kadett C Coupé				
		Lauf 1: 00:22.587	00:31.792	00:10.849	116,05 km/h	01:05.228	102,10 km/h
		Lauf 2: 00:22.398	00:31.580	00:11.150	114,37 km/h	01:05.128	102,26 km/h
		Lauf 3: 00:21.791	00:31.561	00:11.262	108,99 km/h	01:04.614	103,07 km/h
15	314	WIEBE Hans-Peter	Renault Williams Wiebe Laguna				
		Lauf 1: 00:22.327	00:31.238	00:11.199	120,23 km/h	01:04.764	102,83 km/h
		Lauf 2: 00:22.131	00:31.027	00:12.155	91,97 km/h	01:05.313	101,97 km/h
		Lauf 3: *	*	*	* km/h	*	* km/h
16	333	HATEZIC Johann	Opel Ascona B Frank 8V				
		Lauf 1: 00:21.706	00:31.520	00:11.605	104,90 km/h	01:04.831	102,73 km/h
		Lauf 2: 00:22.312	00:31.807	00:11.737	106,57 km/h	01:05.856	101,13 km/h
		Lauf 3: *	*	*	* km/h	*	* km/h
17	342	VALLAT Patrick	VW Golf				
		Lauf 1: 00:21.984	00:31.764	00:11.442	119,29 km/h	01:05.190	102,16 km/h
		Lauf 2: 00:22.095	00:31.517	00:11.263	119,62 km/h	01:04.875	102,66 km/h
		Lauf 3: 00:22.281	00:31.887	00:11.288	114,76 km/h	01:05.456	101,75 km/h
18	307	WEBER Jens	Opel Kadett C 16V				
		Lauf 1: 00:22.017	00:31.881	00:11.338	113,88 km/h	01:05.236	102,09 km/h
		Lauf 2: 00:21.974	00:32.105	00:11.569	115,51 km/h	01:05.648	101,45 km/h
		Lauf 3: 00:22.198	00:32.201	00:11.738	109,28 km/h	01:06.137	100,70 km/h
19	305	FLIK Thomas	Renault Megane Cup				
		Lauf 1: 00:22.114	00:31.510	00:11.742	117,61 km/h	01:05.366	101,89 km/h
		Lauf 2: 00:22.268	00:31.717	00:11.452	109,62 km/h	01:05.437	101,78 km/h
		Lauf 3: 00:22.507	00:32.314	00:11.522	114,81 km/h	01:06.343	100,39 km/h
20	345	SCHWILDEN Eric	Peugeot 205 GTI Targez				
		Lauf 1: 00:22.706	00:32.097	00:11.241	120,10 km/h	01:06.044	100,84 km/h
		Lauf 2: 00:22.603	00:32.120	00:11.651	121,62 km/h	01:06.374	100,34 km/h
		Lauf 3: 00:22.253	00:32.065	00:11.461	120,83 km/h	01:05.779	101,25 km/h
21	349	SCHWARZ Thomas	Renault Clio 2 Cup				
		Lauf 1: 00:22.835	00:31.642	00:11.898	111,20 km/h	01:06.375	100,34 km/h
		Lauf 2: 00:22.421	00:32.340	00:11.701	112,84 km/h	01:06.462	100,21 km/h
		Lauf 3: 00:22.357	00:32.074	00:11.814	113,14 km/h	01:06.245	100,53 km/h
22	348	VILLOZ Hervé	Renault Clio RS Evo				
		Lauf 1: 00:23.159	00:32.259	00:11.480	117,61 km/h	01:06.898	99,55 km/h
		Lauf 2: 00:22.758	00:31.905	00:11.605	113,87 km/h	01:06.268	100,50 km/h
		Lauf 3: 00:22.790	00:31.944	00:11.576	114,45 km/h	01:06.310	100,44 km/h
23	320	RUWE Mario	VW Brügge Golf GTI 16V				
		Lauf 1: 00:35.166	01:00.164	00:18.289	60,60 km/h	01:53.619	58,62 km/h
		Lauf 2: 00:21.903	00:33.198	00:11.289	113,61 km/h	01:06.390	100,32 km/h
		Lauf 3: 00:22.856	00:33.654	00:11.191	119,22 km/h	01:07.701	98,37 km/h
24	351	DEFESCHE Benjamin	VW Scirocco				
		Lauf 1: 00:22.460	00:33.175	00:11.627	109,71 km/h	01:07.262	99,02 km/h
		Lauf 2: 00:22.093	00:32.946	00:11.616	114,19 km/h	01:06.655	99,92 km/h
		Lauf 3: 00:22.138	00:33.192	00:11.550	114,72 km/h	01:06.880	99,58 km/h
25	315	LADAGE Uwe	BMW 320 ETCC/WTCC				
		Lauf 1: 00:22.461	00:33.161	00:11.476	113,89 km/h	01:07.098	99,26 km/h
		Lauf 2: 00:22.380	00:32.850	00:11.473	112,87 km/h	01:06.703	99,85 km/h
		Lauf 3: 00:22.326	00:33.193	00:11.722	109,73 km/h	01:07.241	99,05 km/h



European Hill Race

Bergrennen Eschdorf

6. - 8. Mai 2016

Luxemburger Bergmeisterschaft für Tourenwagen 2016

Luxemburger Bergmeisterschaft für Sportwagen 2016

Deutsche Bergmeisterschaft 2016 / DMSB Berg-Cup 2016

KW Berg-Cup 2016 / NSU Bergpokal 2016 im KW Berg-Cup



Sektorzeiten & Speeds - Groupe E1+H/FS (DMSB) Classe 23: +1600-2000 ccm

Rg.	Nr.	Sektor 1	Sektor 2	Sektor 3	Speed Ziel	Laufzeit	Speed (Lauf)
26	350	LEJEUNE Eric	Peugeot 306 S16				
		Lauf 1: 00:23.735	00:33.769	00:11.692	113,19 km/h	01:09.196	96,25 km/h
		Lauf 2: 00:23.187	00:33.011	00:11.685	114,10 km/h	01:07.883	98,11 km/h
		Lauf 3: 00:22.729	00:32.551	00:11.658	113,31 km/h	01:06.938	99,50 km/h
27	355	SOISSON Claude	Opel Manta B				
		Lauf 1: 00:22.579	00:33.047	00:11.513	110,63 km/h	01:07.139	99,20 km/h
		Lauf 2: 00:22.155	00:33.188	00:11.650	104,48 km/h	01:06.993	99,41 km/h
		Lauf 3: 00:22.339	00:33.040	00:13.322	85,81 km/h	01:08.701	96,94 km/h
28	347	EGGERTSWYLER Thierry	Peugeot 405				
		Lauf 1: 00:22.840	00:33.691	00:11.538	118,30 km/h	01:08.069	97,84 km/h
		Lauf 2: 00:23.072	00:33.897	00:11.471	116,71 km/h	01:08.440	97,31 km/h
		Lauf 3: 00:22.892	00:33.184	00:11.406	117,19 km/h	01:07.482	98,69 km/h
29	352	WEBER Michael	Renault Clio 3 Cup				
		Lauf 1: 00:23.059	00:32.928	00:11.509	107,23 km/h	01:07.496	98,67 km/h
		Lauf 2: 00:23.386	00:32.936	00:11.751	105,99 km/h	01:08.073	97,84 km/h
		Lauf 3: 00:23.666	00:33.516	00:11.693	107,19 km/h	01:08.875	96,70 km/h
30	87	MOREAU Bastien	Renault Clio 3 RS				
		Lauf 1: 00:23.504	00:34.011	00:11.913	107,82 km/h	01:09.428	95,93 km/h
		Lauf 2: 00:23.504	00:34.398	00:11.854	108,00 km/h	01:09.756	95,48 km/h
		Lauf 3: 00:23.342	00:34.377	00:11.915	106,02 km/h	01:09.634	95,64 km/h
31	339	FISCHER Marc	Opel Kadett C Coupé 8V				
		Lauf 1: 00:23.550	00:34.807	00:12.118	108,02 km/h	01:10.475	94,50 km/h
		Lauf 2: 00:23.698	00:35.819	00:12.176	107,61 km/h	01:11.693	92,90 km/h
		Lauf 3: 00:23.826	00:34.488	00:11.722	105,65 km/h	01:10.036	95,09 km/h
32	354	CIUCA Romain	Opel Kadett C Limo				
		Lauf 1: 00:23.382	00:35.844	00:12.129	100,00 km/h	01:11.355	93,34 km/h
		Lauf 2: 00:23.032	00:35.076	00:11.981	87,68 km/h	01:10.089	95,02 km/h
		Lauf 3: 00:23.694	00:35.721	00:12.061	102,24 km/h	01:11.476	93,18 km/h
33	299	BLÄSIUS Manfred	BMW E21 320i				
		Lauf 1: 00:24.032	00:34.141	00:11.965	104,17 km/h	01:10.138	94,96 km/h
		Lauf 2: 00:23.611	00:34.255	00:12.291	100,90 km/h	01:10.157	94,93 km/h
		Lauf 3: 00:23.479	00:33.900	00:12.816	98,46 km/h	01:10.195	94,88 km/h
34	358	SIMON David	Peugeot 206				
		Lauf 1: 00:24.093	00:35.095	00:12.535	97,70 km/h	01:11.723	92,86 km/h
		Lauf 2: 00:24.059	00:34.854	00:12.528	99,73 km/h	01:11.441	93,22 km/h
		Lauf 3: 00:23.970	00:35.044	00:12.916	96,10 km/h	01:11.930	92,59 km/h
35	359	BECKER Ivana	Renault Clio Williams				
		Lauf 1: 00:25.007	00:37.609	00:13.093	100,46 km/h	01:15.709	87,97 km/h
		Lauf 2: 00:24.631	00:37.326	00:12.566	101,71 km/h	01:14.523	89,37 km/h
		Lauf 3: 00:24.459	00:38.084	00:12.885	97,79 km/h	01:15.428	88,30 km/h
36	357	BERCHEM Claude	VW Golf II GTI 16V				
		Lauf 1: 00:24.986	00:36.191	00:13.411	96,73 km/h	01:14.588	89,29 km/h
		Lauf 2: 00:25.459	00:36.643	00:13.011	101,03 km/h	01:15.113	88,67 km/h
		Lauf 3: 00:25.268	00:36.570	00:13.237	100,55 km/h	01:15.075	88,71 km/h