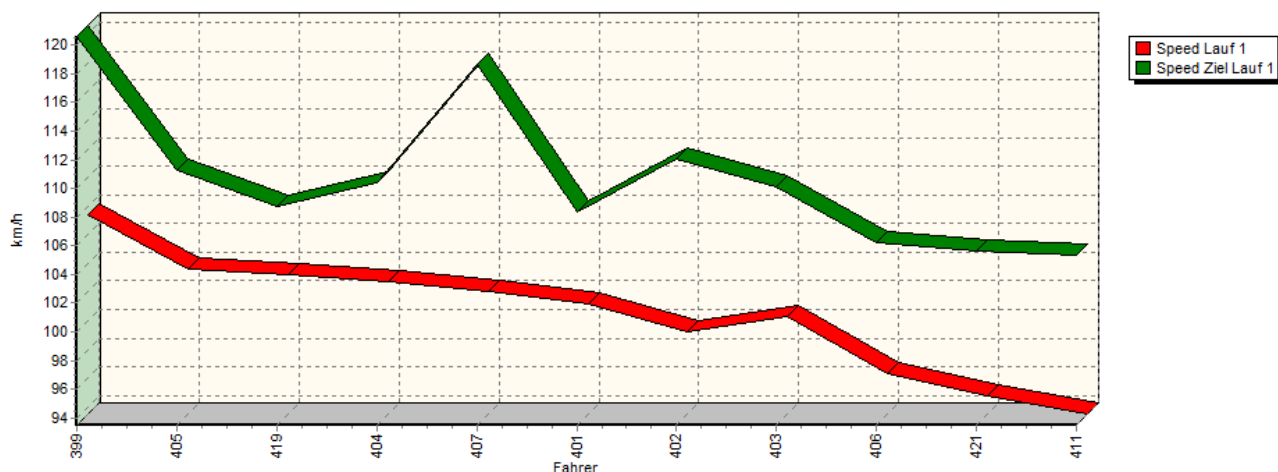
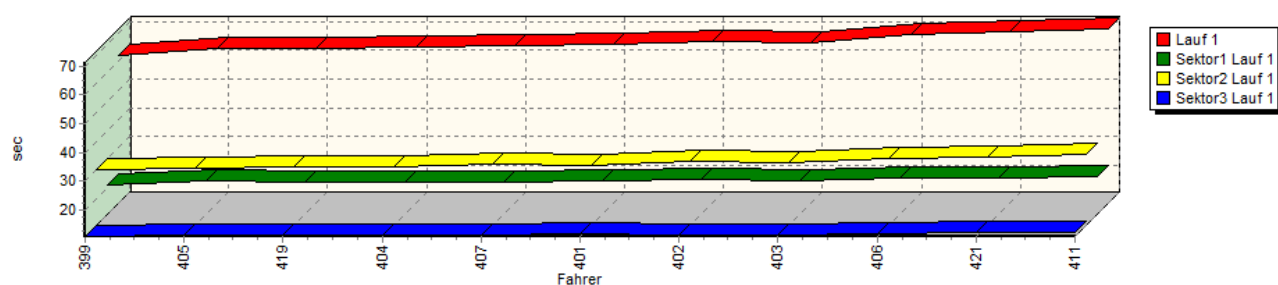


## Sektorzeiten & Speeds - Groupe E1+H/FS (DMSB) Classe 22b: +1150-1400 ccm

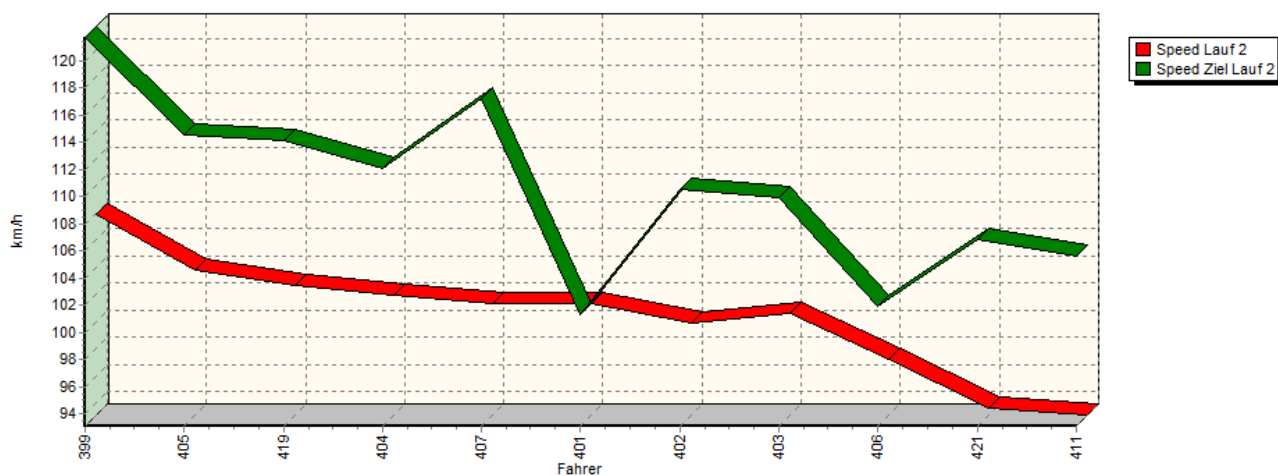
### Speed-Diagramm Lauf 1



### Sektor-Diagramm (Rest) Lauf 1

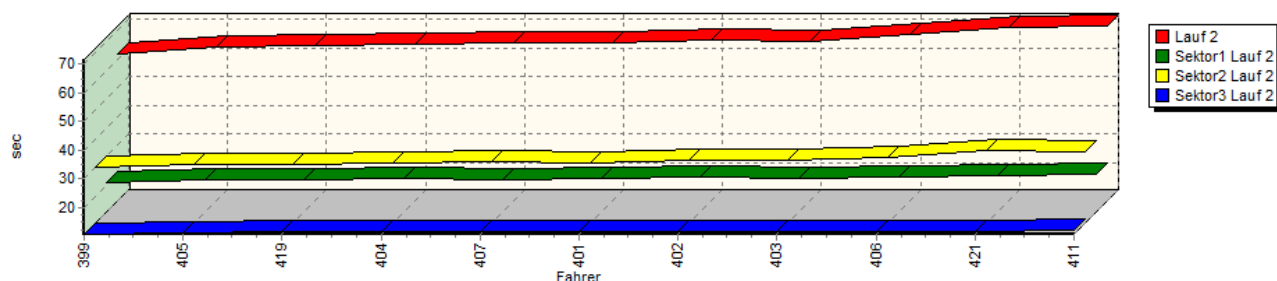


### Speed-Diagramm Lauf 2

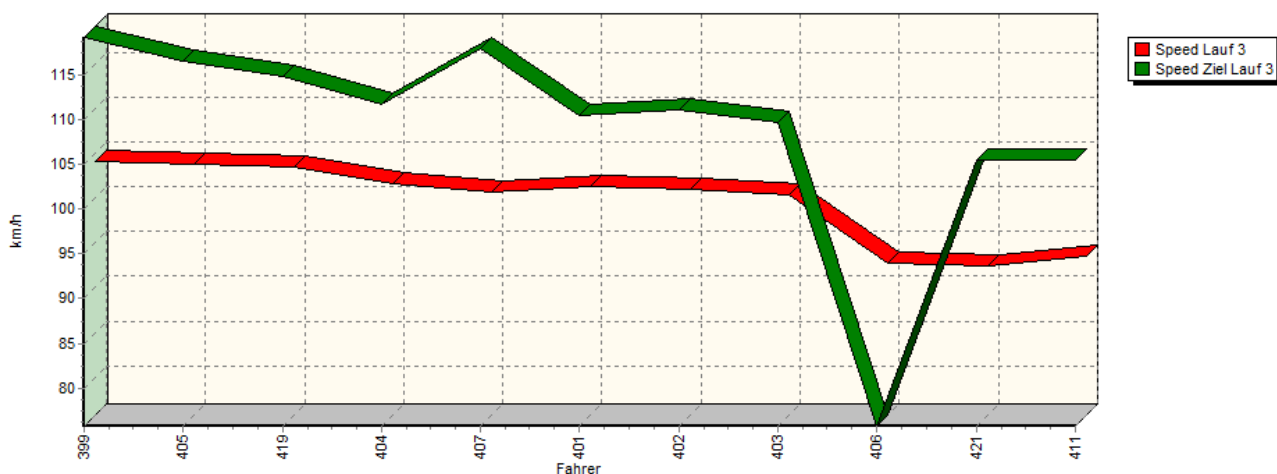


## Sektorzeiten & Speeds - Groupe E1+H/FS (DMSB) Classe 22b: +1150-1400 ccm

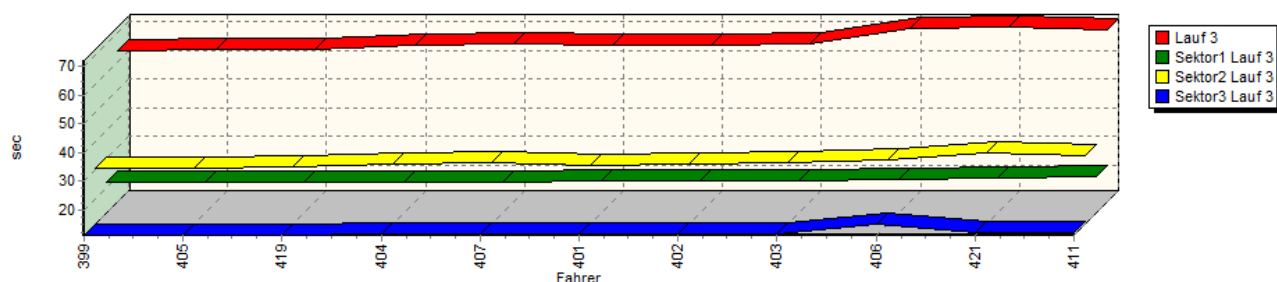
Sektor-Diagramm (Rest) Lauf 2



Speed-Diagramm Lauf 3



Sektor-Diagramm (Rest) Lauf 3



Rg.	Nr.	Sektor 1	Sektor 2	Sektor 3	Speed Ziel	Laufzeit	Speed (Lauf)	
1	399	<b>ELLER Hans-Peter</b>		VW Scirocco 53				
		Lauf 1:	00:21.201	00:29.987	00:10.824	120,60 km/h	01:02.012	107,40 km/h
		Lauf 2:	00:21.058	00:29.987	00:10.684	121,73 km/h	01:01.729	107,89 km/h
		Lauf 3:	00:21.932	00:30.846	00:11.229	119,24 km/h	01:04.007	104,05 km/h



## European Hill Race

Bergrennen Eschdorf

6. - 8. Mai 2016

Luxemburger Bergmeisterschaft für Tourenwagen 2016

Luxemburger Bergmeisterschaft für Sportwagen 2016

Deutsche Bergmeisterschaft 2016 / DMSB Berg-Cup 2016

KW Berg-Cup 2016 / NSU Bergpokal 2016 im KW Berg-Cup



### Sektorzeiten & Speeds - Groupe E1+H/FS (DMSB) Classe 22b: +1150-1400 ccm

Rg.	Nr.	Sektor 1	Sektor 2	Sektor 3	Speed Ziel	Laufzeit	Speed (Lauf)
2	405	<b>WEISSDORN Franz</b>	VW Polo Hayabusa				
		Lauf 1: 00:22.403	00:30.738	00:11.160	111,26 km/h	01:04.301	103,58 km/h
		Lauf 2: 00:21.750	00:31.052	00:11.409	114,51 km/h	01:04.211	103,72 km/h
		Lauf 3: 00:21.931	00:30.895	00:11.321	116,65 km/h	01:04.147	103,83 km/h
3	419	<b>EBENHÖH Armin</b>	VW Polo I 86				
		Lauf 1: 00:22.087	00:31.145	00:11.317	108,77 km/h	01:04.549	103,18 km/h
		Lauf 2: 00:22.086	00:31.365	00:11.428	114,17 km/h	01:04.879	102,65 km/h
		Lauf 3: 00:22.091	00:31.031	00:11.240	114,87 km/h	01:04.362	103,48 km/h
4	404	<b>ABB Nils</b>	VW Schneider Polo II 8V				
		Lauf 1: 00:22.116	00:31.341	00:11.398	110,38 km/h	01:04.855	102,69 km/h
		Lauf 2: 00:22.215	00:31.625	00:11.495	112,05 km/h	01:05.335	101,94 km/h
		Lauf 3: 00:22.037	00:31.944	00:11.530	111,71 km/h	01:05.511	101,66 km/h
5	407	<b>KOHLER Thomas</b>	Fiat X1/9 16V				
		Lauf 1: 00:21.928	00:31.948	00:11.379	118,61 km/h	01:05.255	102,06 km/h
		Lauf 2: 00:21.927	00:32.253	00:11.564	117,21 km/h	01:05.744	101,30 km/h
		Lauf 3: 00:22.175	00:32.524	00:11.484	118,04 km/h	01:06.183	100,63 km/h
6	401	<b>DUSCHER Frank</b>	VW Polo 8V				
		Lauf 1: 00:22.514	00:31.643	00:11.695	108,38 km/h	01:05.852	101,14 km/h
		Lauf 2: 00:22.260	00:31.610	00:11.866	101,28 km/h	01:05.736	101,31 km/h
		Lauf 3: 00:22.254	00:31.894	00:11.610	110,55 km/h	01:05.758	101,28 km/h
7	402	<b>LOHMANN Frank</b>	VW Polo II 8V				
		Lauf 1: 00:22.740	00:32.820	00:11.539	112,02 km/h	01:07.099	99,26 km/h
		Lauf 2: 00:22.721	00:32.361	00:11.594	110,55 km/h	01:06.676	99,89 km/h
		Lauf 3: 00:22.336	00:32.113	00:11.518	111,10 km/h	01:05.967	100,96 km/h
8	403	<b>HELLBERG Marcel</b>	VW Brügge Polo 8V				
		Lauf 1: 00:22.190	00:32.697	00:11.513	110,09 km/h	01:06.400	100,30 km/h
		Lauf 2: 00:22.290	00:32.386	00:11.534	109,94 km/h	01:06.210	100,59 km/h
		Lauf 3: 00:22.227	00:32.527	00:11.606	109,69 km/h	01:06.360	100,36 km/h
9	406	<b>HÜLSMANN Markus</b>	VW Golf I 8V				
		Lauf 1: 00:23.234	00:33.981	00:11.903	106,27 km/h	01:09.118	96,36 km/h
		Lauf 2: 00:22.912	00:33.772	00:11.855	101,93 km/h	01:08.539	97,17 km/h
		Lauf 3: 00:22.947	00:33.849	00:14.981	75,72 km/h	01:11.777	92,79 km/h
10	421	<b>D'ACRI Luigi</b>	Peugeot 106 Rallye				
		Lauf 1: 00:23.544	00:34.593	00:12.123	105,64 km/h	01:10.260	94,79 km/h
		Lauf 2: 00:23.272	00:36.077	00:11.793	106,86 km/h	01:11.142	93,62 km/h
		Lauf 3: 00:23.596	00:36.272	00:12.182	105,57 km/h	01:12.050	92,44 km/h
11	411	<b>WINKLER Stefan</b>	Fiat 127 A				
		Lauf 1: 00:23.848	00:35.299	00:12.083	105,31 km/h	01:11.230	93,50 km/h
		Lauf 2: 00:23.853	00:35.512	00:12.180	105,62 km/h	01:11.545	93,09 km/h
		Lauf 3: 00:23.878	00:35.225	00:12.155	105,54 km/h	01:11.258	93,46 km/h