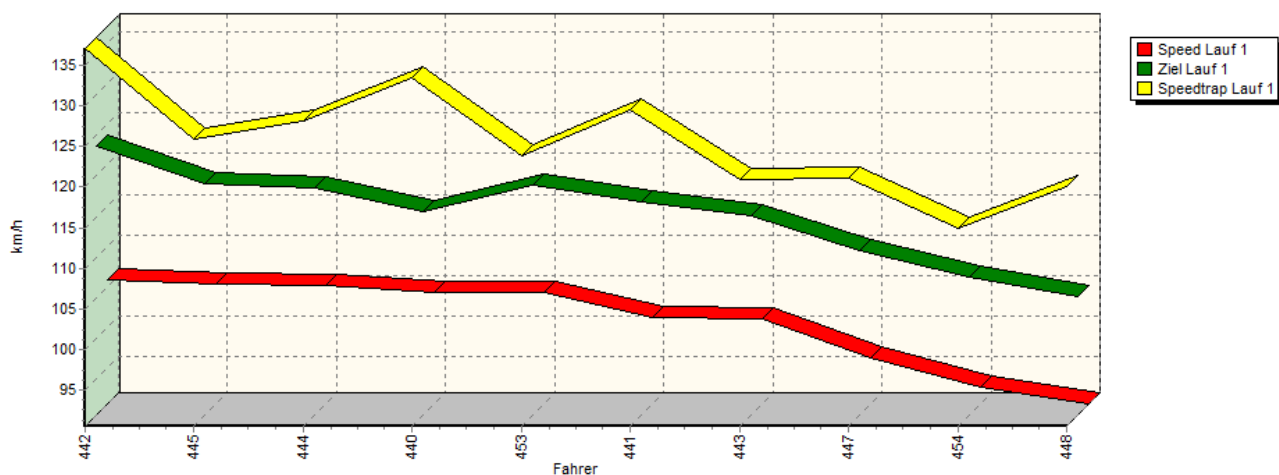
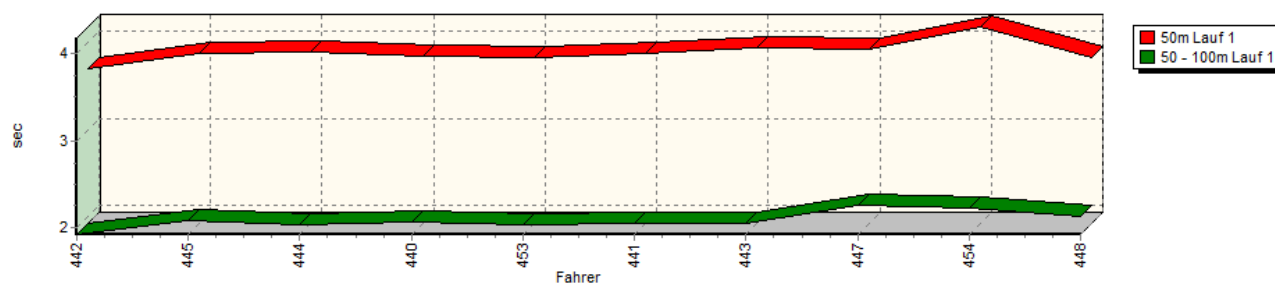


Sektorzeiten & Speeds - Rennen - Gruppe E1-FIA/E1-BERG/E1-ACL/H/FS bis 1150 ccm - Kla

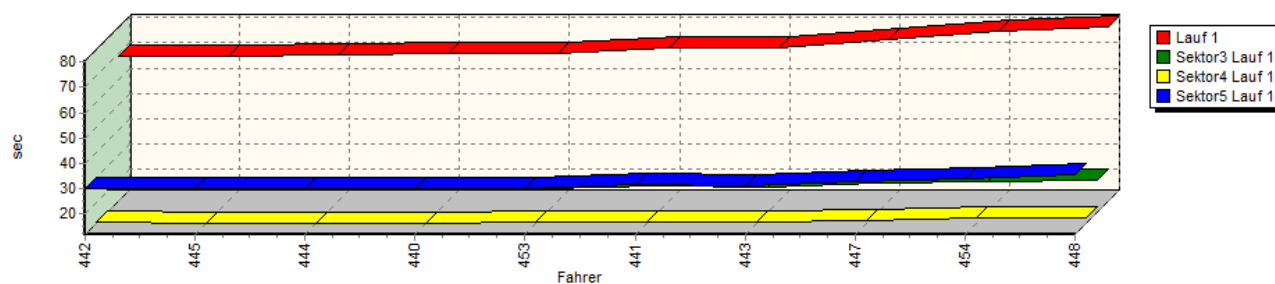
Speed-Diagramm Lauf 1



Sektor-Diagramm (Start) Lauf 1

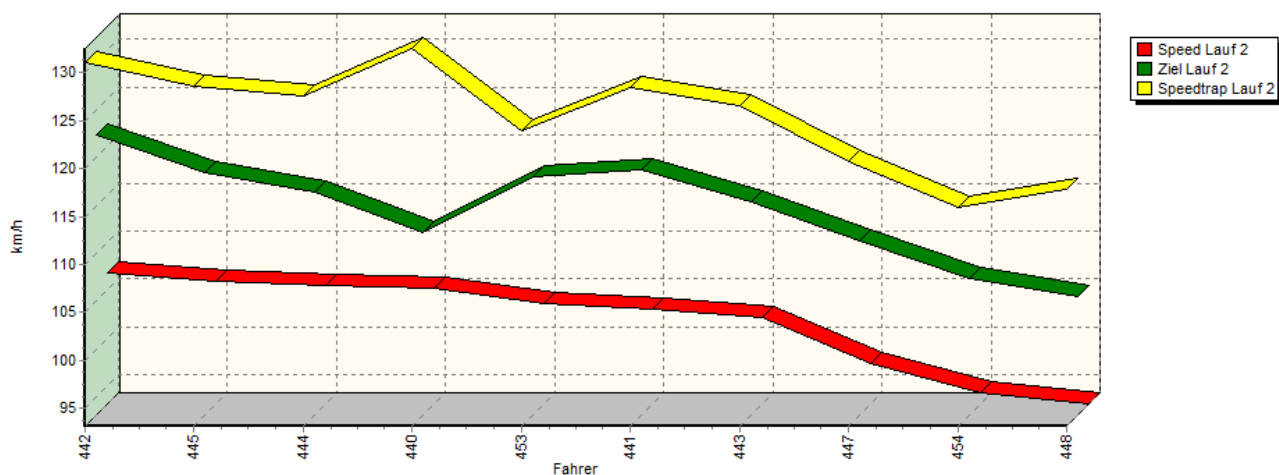


Sektor-Diagramm (Rest) Lauf 1

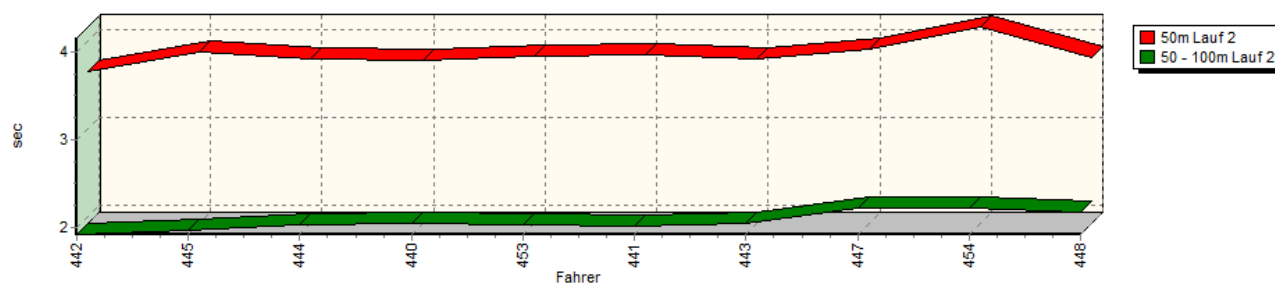


Sektorzeiten & Speeds - Rennen - Gruppe E1-FIA/E1-BERG/E1-ACL/H/FS bis 1150 ccm - Kla

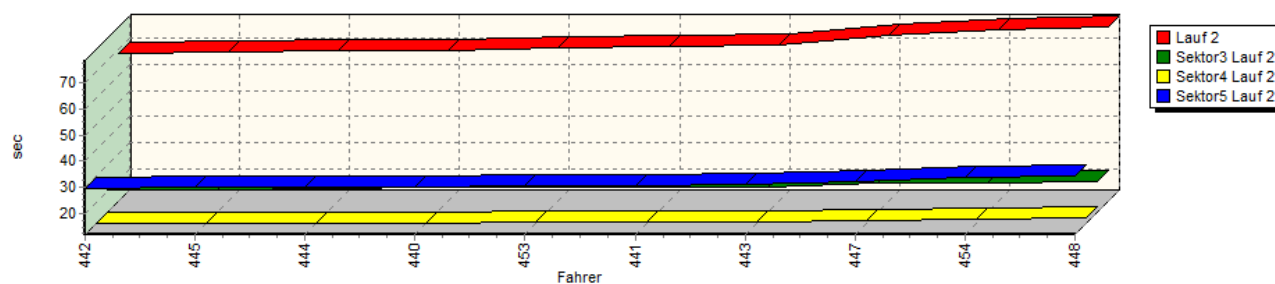
Speed-Diagramm Lauf 2



Sektor-Diagramm (Start) Lauf 2

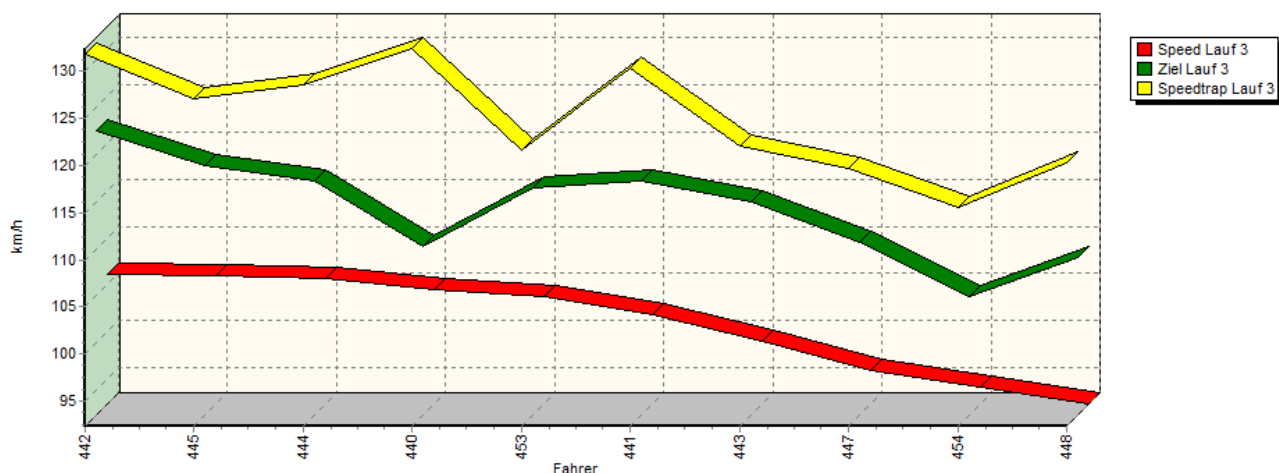


Sektor-Diagramm (Rest) Lauf 2

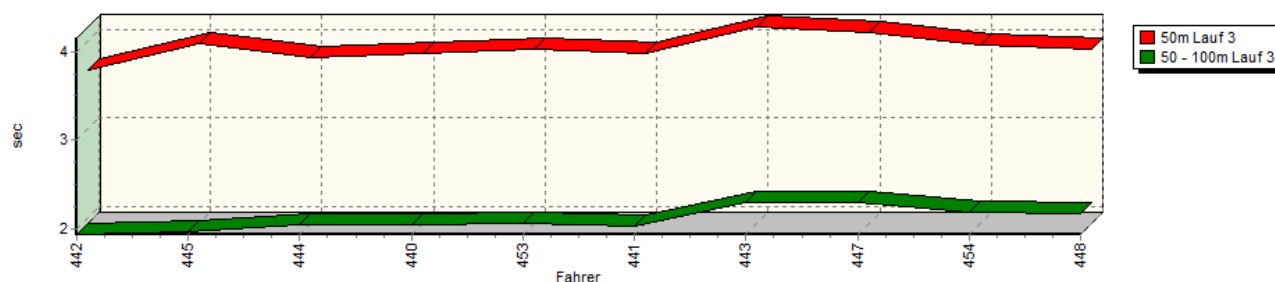


Sektorzeiten & Speeds - Rennen - Gruppe E1-FIA/E1-BERG/E1-ACL/H/FS bis 1150 ccm - Kla

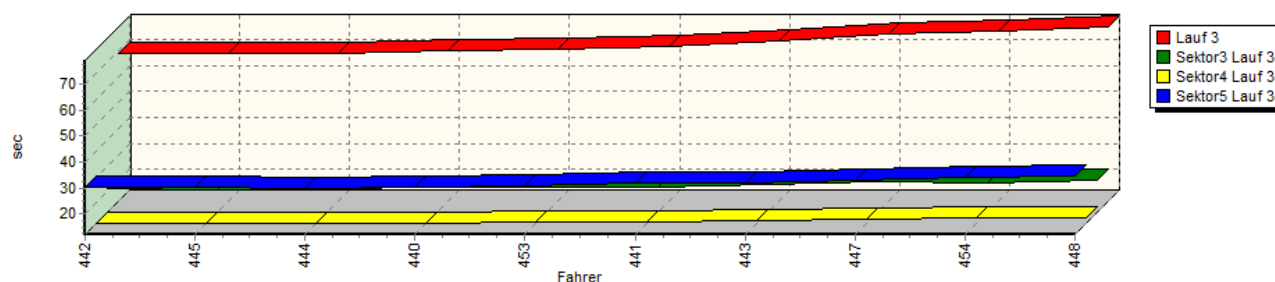
Speed-Diagramm Lauf 3



Sektor-Diagramm (Start) Lauf 3



Sektor-Diagramm (Rest) Lauf 3



Rg.	Nr.	Sektor 1	Sektor 2	Sektor 3	Sektor 4	Speed Trap	Sektor 5	Speed (Ziel)	Laufzeit	Speed (Lauf)	
1	442	SCHNEIDER Jürgen		VW Schneider Polo 16V							
		Lauf 1:	00:03.706	00:01.928	00:21.005	00:12.371	137,06 km/h	00:30.074	123,76 km/h	01:09.084	105,79 km/h
		Lauf 2:	00:03.647	00:01.922	00:20.855	00:12.214	131,07 km/h	00:29.814	122,33 km/h	01:08.452	106,76 km/h
		Lauf 3:	00:03.672	00:01.933	00:20.977	00:12.149	131,77 km/h	00:30.158	122,52 km/h	01:08.889	106,08 km/h

Sektorzeiten & Speeds - Rennen - Gruppe E1-FIA/E1-BERG/E1-ACL/H/FS bis 1150 ccm - Kla

Rg.	Nr.		Sektor 1	Sektor 2	Sektor 3	Sektor 4	Speed Trap	Sektor 5	Speed (Ziel)	Laufzeit	Speed (Lauf)
2	445	BAUER Robert	VW Polo								
		Lauf 1:	00:03.881	00:02.091	00:21.078	00:12.007	125,84 km/h	00:30.292	119,07 km/h	01:09.349	105,38 km/h
		Lauf 2:	00:03.872	00:01.975	00:20.662	00:12.147	128,64 km/h	00:30.300	118,39 km/h	01:08.956	105,98 km/h
		Lauf 3:	00:03.965	00:01.969	00:20.595	00:12.020	127,13 km/h	00:30.451	118,89 km/h	01:09.000	105,91 km/h
3	444	STEGMANN Tobias	Schneider Audi 50								
		Lauf 1:	00:03.897	00:02.044	00:21.359	00:12.120	128,12 km/h	00:30.134	118,59 km/h	01:09.554	105,07 km/h
		Lauf 2:	00:03.788	00:02.033	00:21.332	00:12.112	127,62 km/h	00:29.989	116,34 km/h	01:09.254	105,52 km/h
		Lauf 3:	00:03.810	00:02.046	00:21.289	00:12.117	128,52 km/h	00:29.876	117,17 km/h	01:09.138	105,70 km/h
4	440	HEßBERGER Jürgen	Fiat 127 Sport Martini-Racing								
		Lauf 1:	00:03.847	00:02.067	00:21.609	00:12.237	133,45 km/h	00:30.280	115,54 km/h	01:10.040	104,34 km/h
		Lauf 2:	00:03.782	00:02.047	00:21.444	00:12.118	132,51 km/h	00:30.109	112,17 km/h	01:09.500	105,15 km/h
		Lauf 3:	00:03.855	00:02.036	00:21.509	00:12.206	132,43 km/h	00:30.349	110,28 km/h	01:09.955	104,47 km/h
5	453	KLIMSA Tobias	VW Schneider Polo I 8V								
		Lauf 1:	00:03.825	00:02.037	00:21.530	00:12.342	123,79 km/h	00:30.340	118,80 km/h	01:10.074	104,29 km/h
		Lauf 2:	00:03.816	00:02.032	00:21.436	00:12.533	123,96 km/h	00:30.679	117,98 km/h	01:10.496	103,66 km/h
		Lauf 3:	00:03.908	00:02.053	00:21.514	00:12.430	121,65 km/h	00:30.591	116,52 km/h	01:10.496	103,67 km/h
6	441	DEUTSCH Bernd	Schneider Audi 50								
		Lauf 1:	00:03.884	00:02.057	00:22.343	00:12.426	129,45 km/h	00:31.515	116,90 km/h	01:12.225	101,18 km/h
		Lauf 2:	00:03.844	00:02.014	00:21.662	00:12.489	128,41 km/h	00:30.904	118,71 km/h	01:10.913	103,06 km/h
		Lauf 3:	00:03.855	00:02.022	00:21.518	00:12.724	130,34 km/h	00:31.713	117,14 km/h	01:11.832	101,74 km/h
7	443	EBERLE Jörg	Fiat 127 Super								
		Lauf 1:	00:03.948	00:02.050	00:22.166	00:12.737	120,87 km/h	00:31.455	115,05 km/h	01:12.356	101,00 km/h
		Lauf 2:	00:03.785	00:02.048	00:21.880	00:12.632	126,54 km/h	00:31.141	115,35 km/h	01:11.486	102,23 km/h
		Lauf 3:	00:04.155	00:02.291	00:22.507	00:12.974	122,04 km/h	00:31.915	114,93 km/h	01:13.842	98,97 km/h
8	447	RAUCH Rolf	Fiat 128 Rally								
		Lauf 1:	00:03.934	00:02.268	00:23.664	00:13.198	121,06 km/h	00:32.840	110,74 km/h	01:15.904	96,28 km/h
		Lauf 2:	00:03.900	00:02.228	00:23.261	00:13.159	120,74 km/h	00:32.535	111,34 km/h	01:15.083	97,33 km/h
		Lauf 3:	00:04.086	00:02.299	00:23.639	00:13.387	119,70 km/h	00:32.856	110,68 km/h	01:16.267	95,82 km/h
9	454	RAUCH Marco	Fiat 128 Coupé								
		Lauf 1:	00:04.183	00:02.227	00:24.241	00:13.969	114,88 km/h	00:34.240	107,50 km/h	01:18.860	92,67 km/h
		Lauf 2:	00:04.156	00:02.227	00:23.517	00:13.712	115,89 km/h	00:33.901	107,36 km/h	01:17.513	94,28 km/h
		Lauf 3:	00:03.945	00:02.189	00:23.453	00:13.903	115,49 km/h	00:34.188	104,98 km/h	01:17.678	94,08 km/h
10	448	EBENHÖH Silvia	VW Polo								
		Lauf 1:	00:03.824	00:02.143	00:24.745	00:14.293	120,01 km/h	00:35.687	105,10 km/h	01:20.692	90,57 km/h
		Lauf 2:	00:03.802	00:02.172	00:23.659	00:14.163	117,91 km/h	00:34.651	105,49 km/h	01:18.447	93,16 km/h
		Lauf 3:	00:03.898	00:02.174	00:24.508	00:14.151	120,33 km/h	00:34.416	109,08 km/h	01:19.147	92,33 km/h