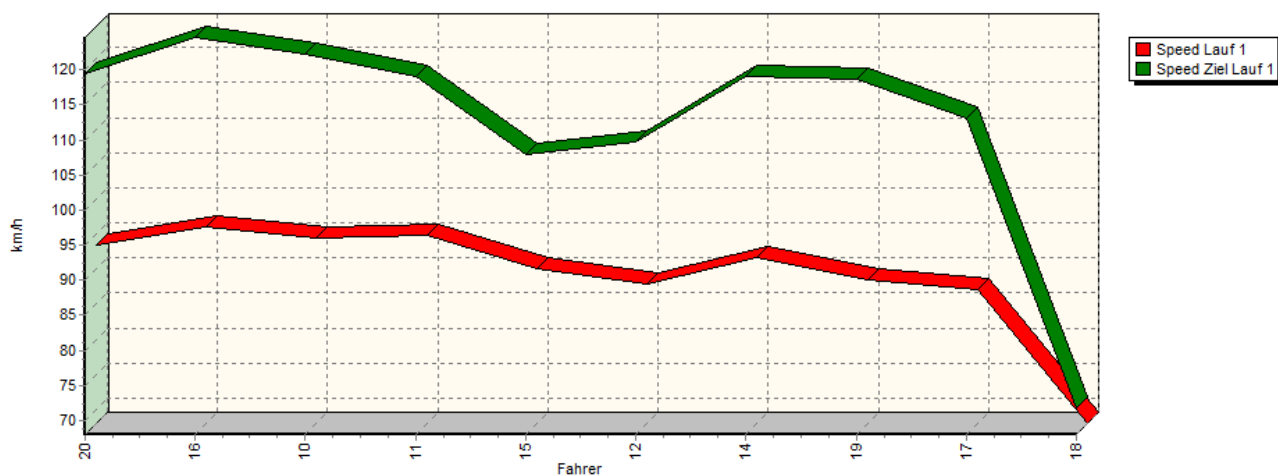


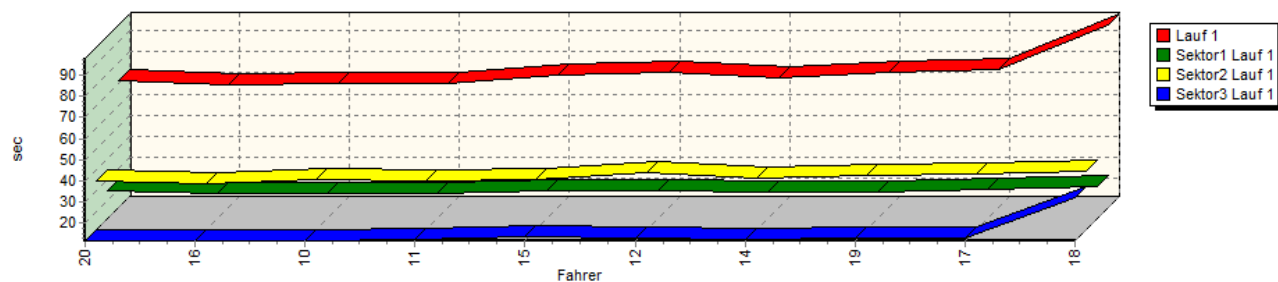
Sektorzeiten & Speeds - Klasse 36 + 37

Groupe E2-SS+D(F3) Classe 36: F3

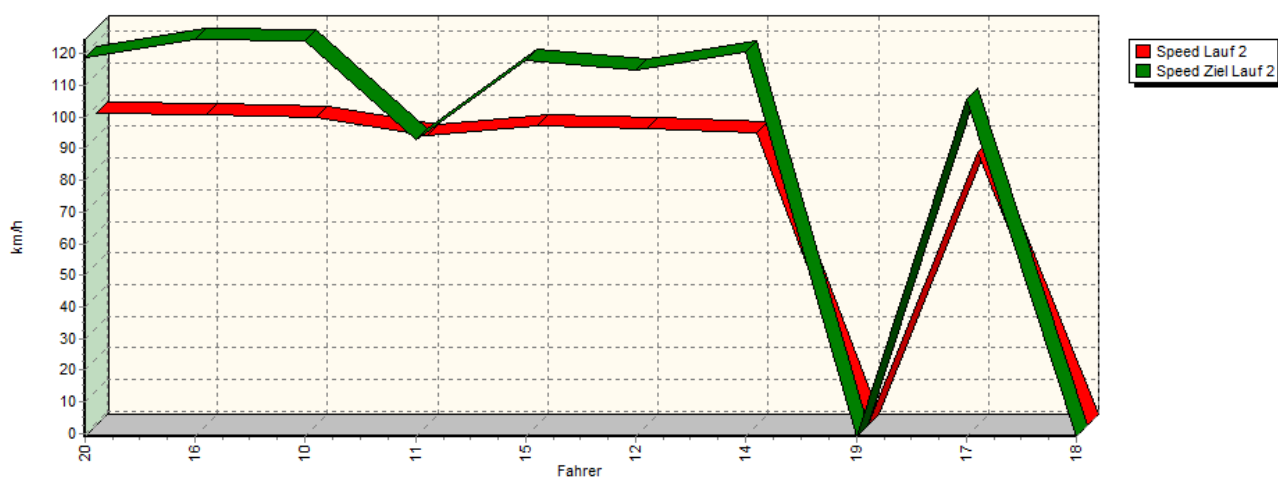
Speed-Diagramm Lauf 1



Sektor-Diagramm (Rest) Lauf 1

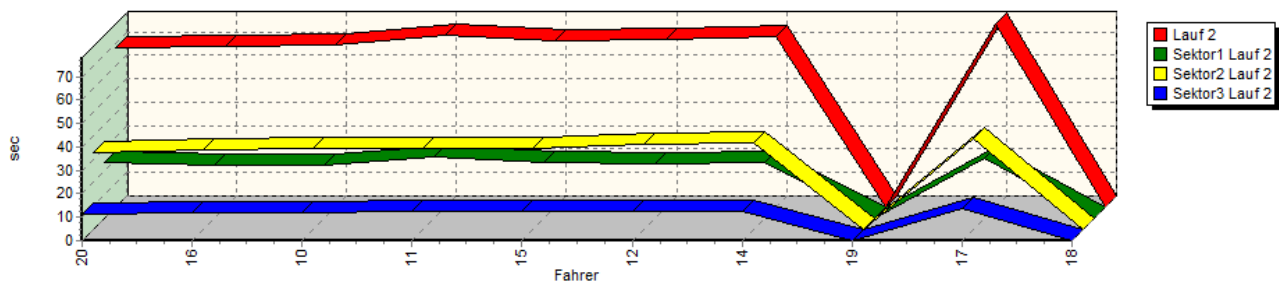


Speed-Diagramm Lauf 2



Sektorzeiten & Speeds - Klasse 36 + 37

Sektor-Diagramm (Rest) Lauf 2

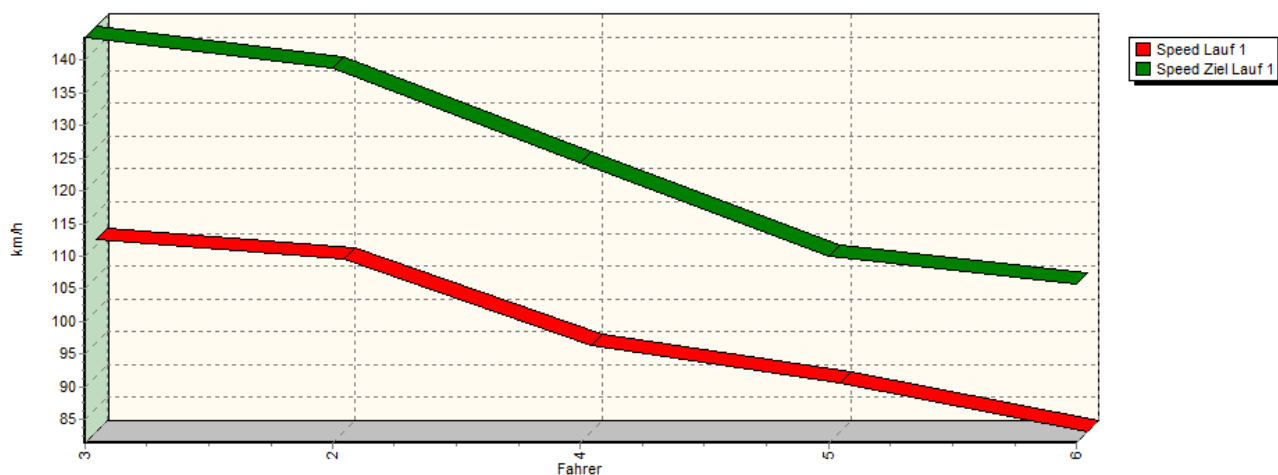


Rg.	Nr.	Sektor 1	Sektor 2	Sektor 3	Speed Ziel	Laufzeit	Speed (Lauf)	
1	20	BRAQUET Roland	Dallara-VW F308/11					
		Lauf 1:	00:24.802	00:34.697	00:11.818	119,41 km/h	01:11.317	93,39 km/h
		Lauf 2:	00:23.808	00:32.716	00:11.574	118,99 km/h	01:08.098	97,80 km/h
2	16	DEBRUYNE Frank	Dallara-Opel Spiess F303					
		Lauf 1:	00:23.684	00:33.767	00:11.985	124,59 km/h	01:09.436	95,92 km/h
		Lauf 2:	00:22.858	00:33.839	00:11.758	124,54 km/h	01:08.455	97,29 km/h
3	10	CHOLLEY Ludovic	Dallara-Mercedes F306					
		Lauf 1:	00:23.346	00:35.410	00:11.744	122,23 km/h	01:10.500	94,47 km/h
		Lauf 2:	00:22.819	00:34.565	00:11.743	123,97 km/h	01:09.127	96,35 km/h
4	11	BUCKINGHAM Paul	Dallara-Mercedes F305/7					
		Lauf 1:	00:23.364	00:34.484	00:12.332	119,03 km/h	01:10.180	94,90 km/h
		Lauf 2:	00:26.272	00:34.678	00:12.649	92,88 km/h	01:13.599	90,49 km/h
5	15	LE MAITRE Colin	Dallara-Mugen Honda F307					
		Lauf 1:	00:25.205	00:35.296	00:13.413	107,82 km/h	01:13.914	90,10 km/h
		Lauf 2:	00:23.694	00:34.757	00:12.619	117,92 km/h	01:11.070	93,71 km/h
6	12	GUTH Samy	Dallara-Opel Spiess F302					
		Lauf 1:	00:24.614	00:38.422	00:12.752	109,68 km/h	01:15.788	87,88 km/h
		Lauf 2:	00:23.016	00:36.390	00:12.363	115,05 km/h	01:11.769	92,80 km/h
7	14	CHOLLEY Patrick	Dallara-Opel Spiess F302					
		Lauf 1:	00:24.157	00:36.360	00:12.113	119,07 km/h	01:12.630	91,70 km/h
		Lauf 2:	00:23.586	00:36.825	00:12.365	120,72 km/h	01:12.776	91,51 km/h
8	19	SAINTMARD Gilles	Dallara-Opel F393					
		Lauf 1:	00:24.549	00:37.559	00:13.144	118,63 km/h	01:15.252	88,50 km/h
		Lauf 2:	*	*	*	* km/h	*	* km/h
9	17	FUSILLIER Philippe	Dallara-Renault F302 Sodemo					
		Lauf 1:	00:25.330	00:38.030	00:13.180	113,02 km/h	01:16.540	87,01 km/h
		Lauf 2:	00:25.652	00:38.921	00:13.539	105,42 km/h	01:18.112	85,26 km/h
10	18	BOEMER Didier	Dallara-Opel F394					
		Lauf 1:	00:26.807	00:39.175	00:31.927	71,75 km/h	01:37.909	68,02 km/h
		Lauf 2:	*	*	*	* km/h	*	* km/h

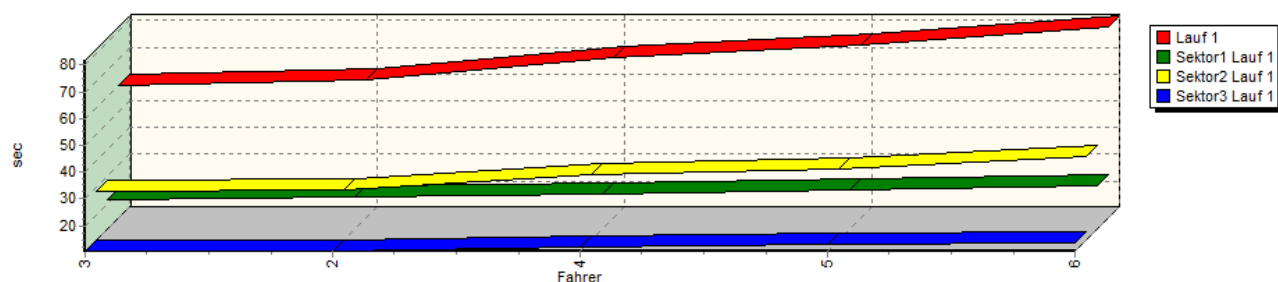
Sektorzeiten & Speeds - Klasse 36 + 37

Groupe E2-SS+D(F3) Classe 37: +2000-3000 ccm

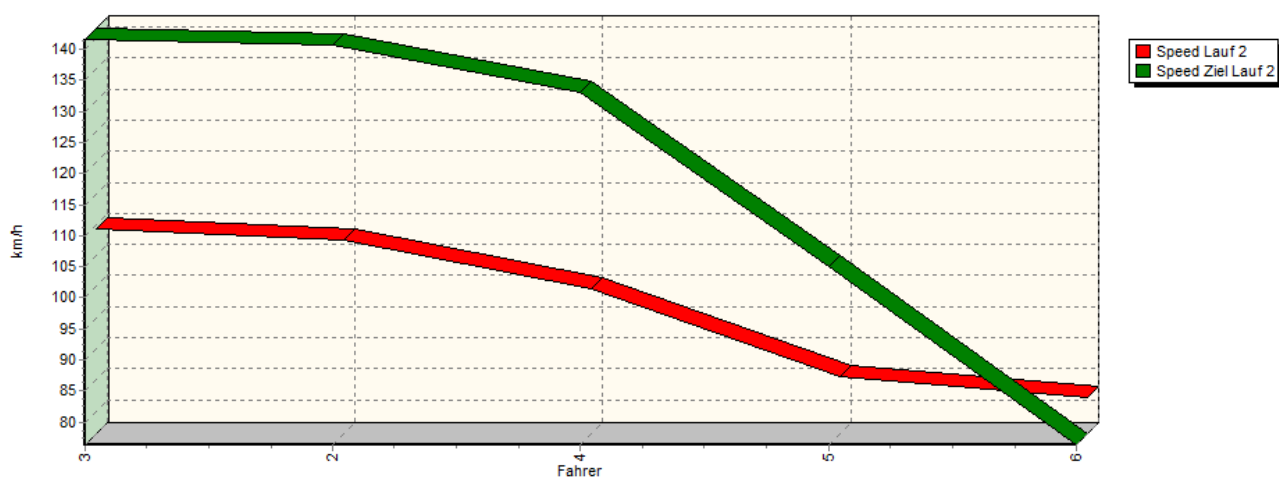
Speed-Diagramm Lauf 1



Sektor-Diagramm (Rest) Lauf 1

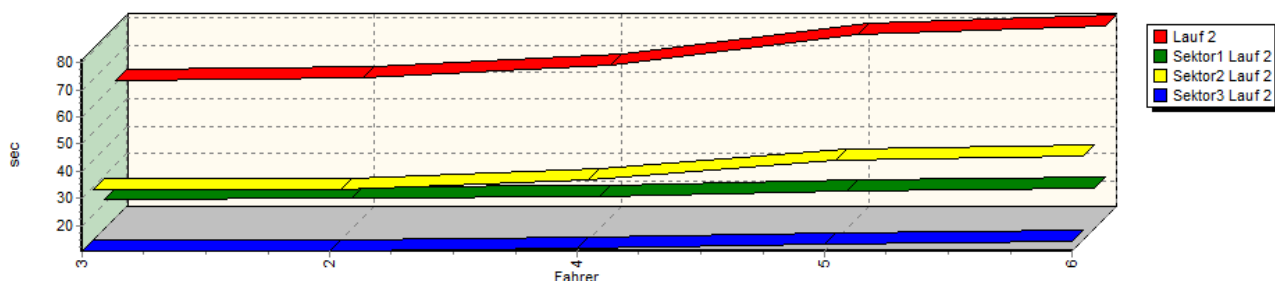


Speed-Diagramm Lauf 2



Sektorzeiten & Speeds - Klasse 36 + 37

Sektor-Diagramm (Rest) Lauf 2



Rg.	Nr.	Sektor 1	Sektor 2	Sektor 3	Speed Ziel	Laufzeit	Speed (Lauf)
1	3	HAUSER David	Wolf Power GB08F1				
		Lauf 1: 00:21.318	00:28.389	00:10.371	143,48 km/h	01:00.078	110,86 km/h
		Lauf 2: 00:21.195	00:29.048	00:10.714	141,57 km/h	01:00.957	109,26 km/h
2	2	BERGUERAND Eric	Lola-Cosworth Fa99				
		Lauf 1: 00:22.220	00:28.988	00:10.598	138,84 km/h	01:01.806	107,76 km/h
		Lauf 2: 00:22.073	00:29.215	00:10.648	140,62 km/h	01:01.936	107,53 km/h
3	4	HUGENTOBLER Simon	Reynard-Cosworth 93D				
		Lauf 1: 00:23.321	00:34.945	00:12.038	124,38 km/h	01:10.304	94,73 km/h
		Lauf 2: 00:22.417	00:32.866	00:11.477	132,96 km/h	01:06.760	99,76 km/h
4	5	ALLAIS Daniel	Reynard-Judd 97D				
		Lauf 1: 00:25.075	00:36.987	00:12.872	110,05 km/h	01:14.934	88,88 km/h
		Lauf 2: 00:24.617	00:40.083	00:13.261	105,10 km/h	01:17.961	85,43 km/h
5	6	WATIN Patrick	Lola-Zytek B99/50				
		Lauf 1: 00:26.579	00:41.801	00:13.425	105,76 km/h	01:21.805	81,41 km/h
		Lauf 2: 00:25.385	00:41.322	00:14.406	76,34 km/h	01:21.113	82,11 km/h