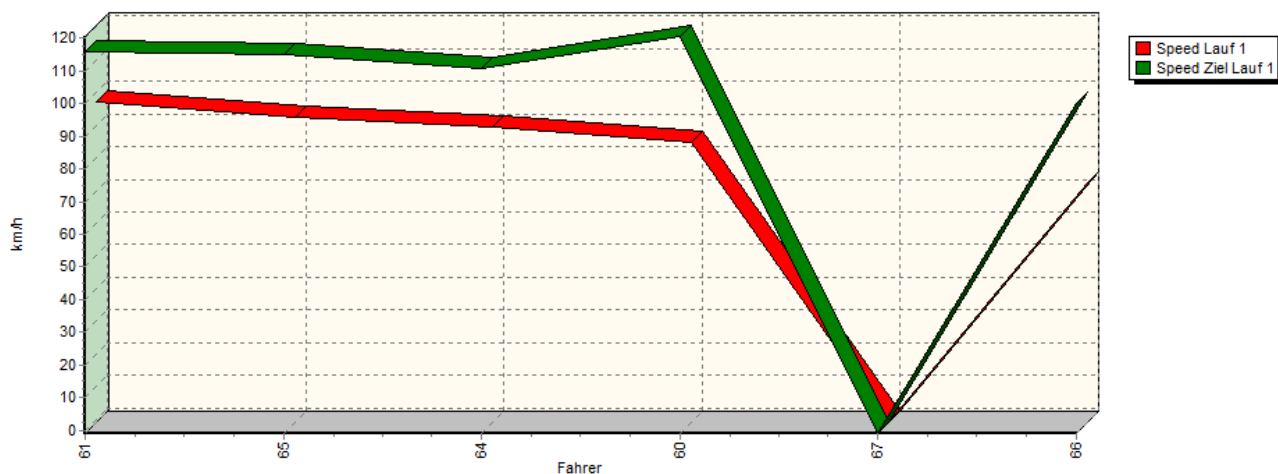
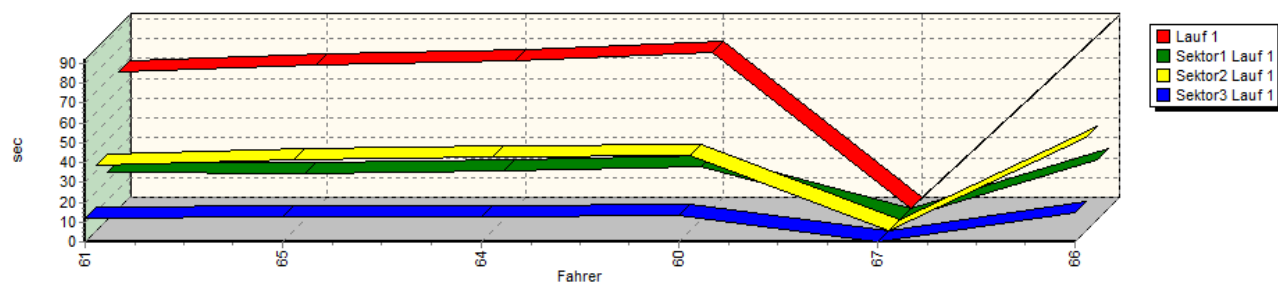


## Sektorzeiten & Speeds - Groupe E2-SC+CN+C3 Classe 31: +1600-2000 ccm

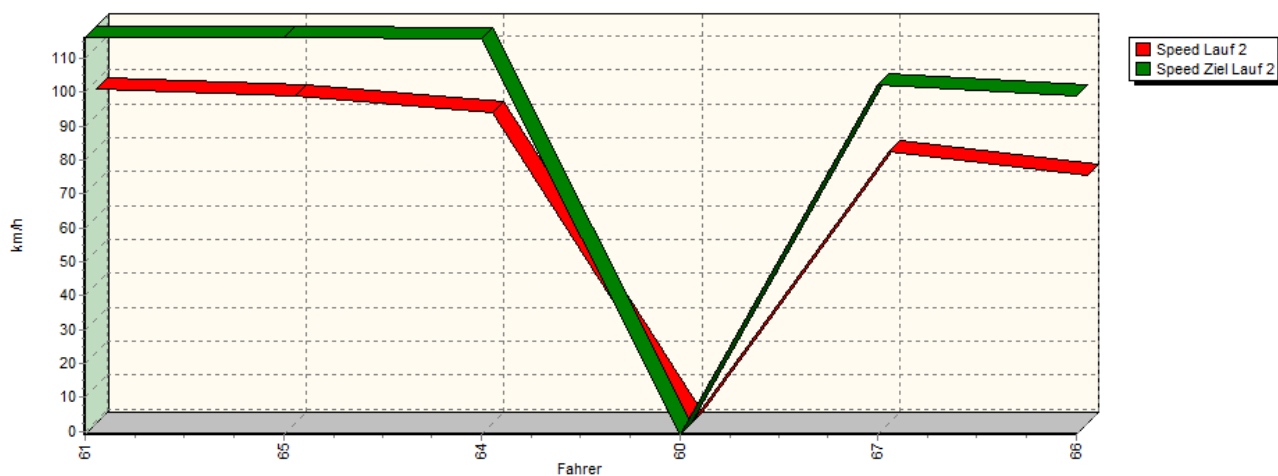
Speed-Diagramm Lauf 1



Sektor-Diagramm (Rest) Lauf 1

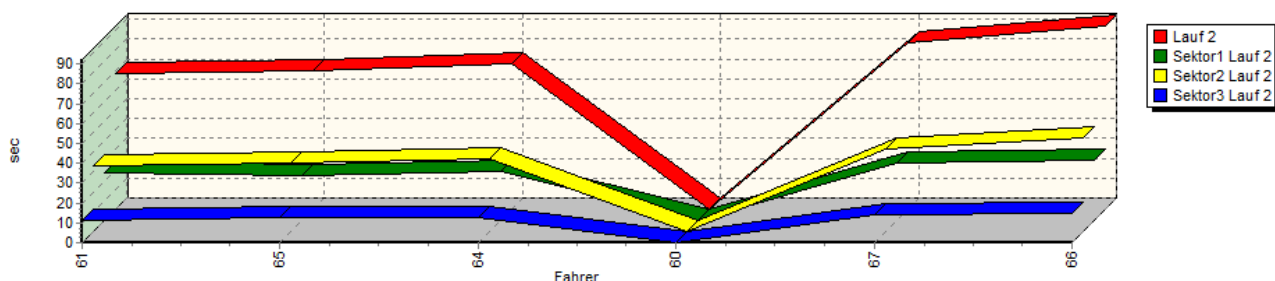


Speed-Diagramm Lauf 2



## Sektorzeiten & Speeds - Groupe E2-SC+CN+C3 Classe 31: +1600-2000 ccm

Sektor-Diagramm (Rest) Lauf 2



Rg.	Nr.	Sektor 1	Sektor 2	Sektor 3	Speed Ziel	Laufzeit	Speed (Lauf)
1	61	<b>CONRAD Thomas</b>	CRS-Renault MTK S5/7				
		Lauf 1: 00:23.838	00:32.928	00:11.862	115,78 km/h	01:08.628	97,05 km/h
		Lauf 2: 00:23.623	00:32.849	00:11.584	116,22 km/h	01:08.056	97,86 km/h
2	65	<b>WOLPERT Uwe</b>	UWR-Honda WFK07				
		Lauf 1: 00:23.506	00:35.789	00:12.930	114,91 km/h	01:12.225	92,21 km/h
		Lauf 2: 00:22.784	00:34.541	00:12.322	116,16 km/h	01:09.647	95,63 km/h
3	64	<b>LETMADE Bernd</b>	Norma-Honda M20				
		Lauf 1: 00:24.539	00:37.192	00:12.826	110,77 km/h	01:14.557	89,33 km/h
		Lauf 2: 00:24.287	00:36.486	00:12.670	115,82 km/h	01:13.443	90,68 km/h
4	60	<b>PEREZ Pascual</b>	Norma-Honda M20B				
		Lauf 1: 00:27.049	00:38.055	00:13.435	120,57 km/h	01:18.539	84,80 km/h
		Lauf 2: *	*	*	* km/h	*	* km/h
5	67	<b>WEYTEN Willy</b>	Mantis-Opel Sport 2000				
		Lauf 1: *	*	*	* km/h	*	* km/h
		Lauf 2: 00:28.653	00:41.536	00:13.813	102,21 km/h	01:24.002	79,28 km/h
6	66	<b>SIEBERT Gerhard</b>	Osella-BMW PA18				
		Lauf 1: 00:30.469	00:46.864	00:14.758	100,08 km/h	01:32.091	72,32 km/h
		Lauf 2: 00:30.123	00:47.101	00:14.954	99,15 km/h	01:32.178	72,25 km/h