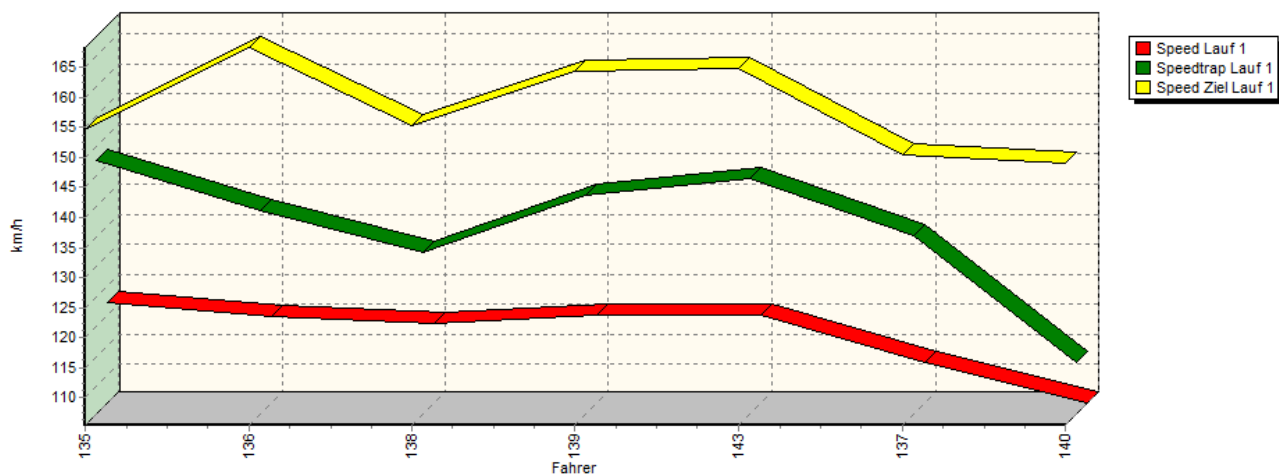
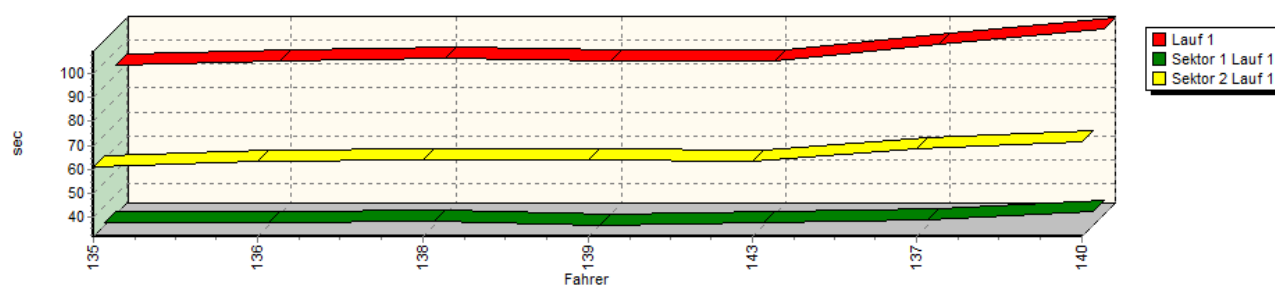


## Sektorzeiten & Speeds - Rennen - Div. 2 Gruppe A, A/H

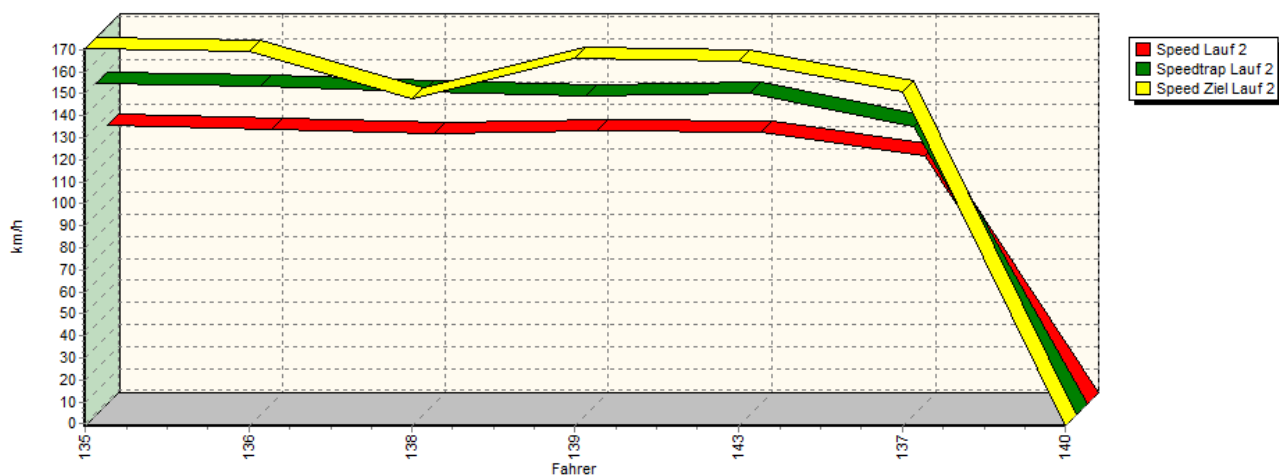
Speed-Diagramm Lauf 1



Sektor-Diagramm (Rest) Lauf 1

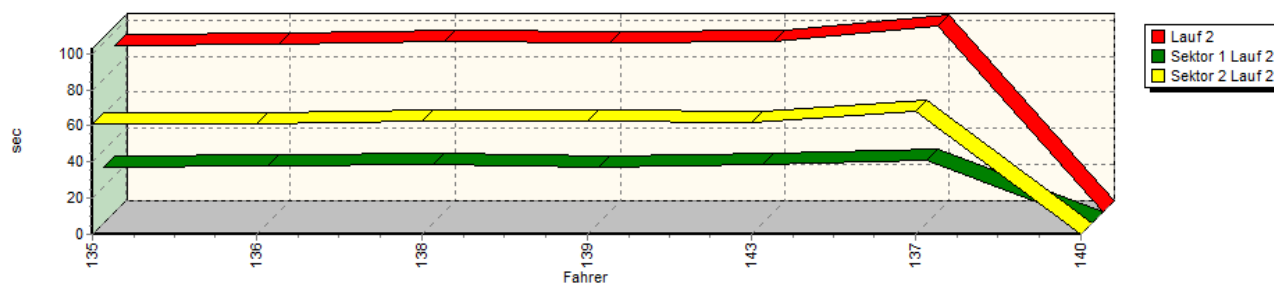


Speed-Diagramm Lauf 2

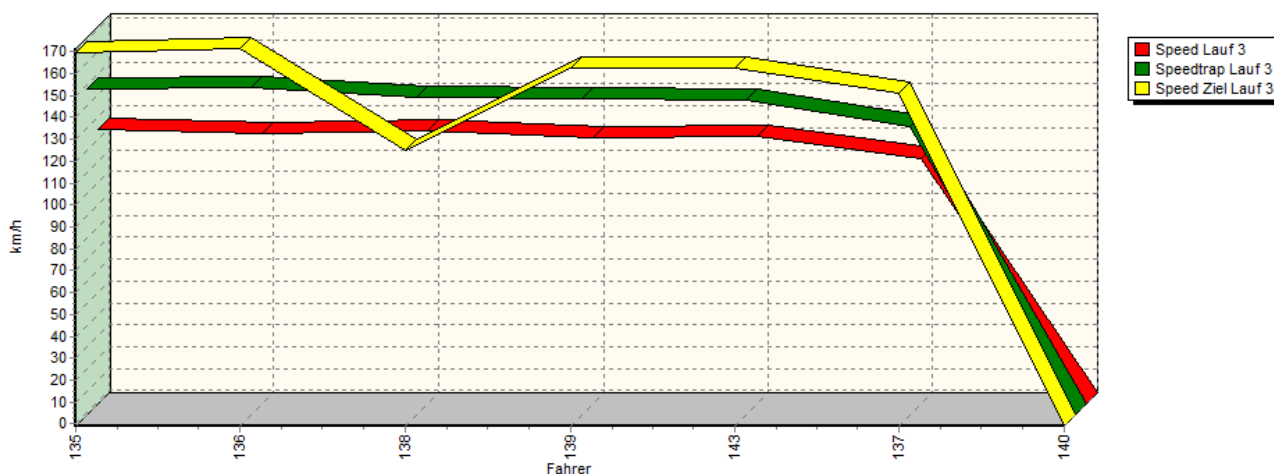


## Sektorzeiten & Speeds - Rennen - Div. 2 Gruppe A, A/H

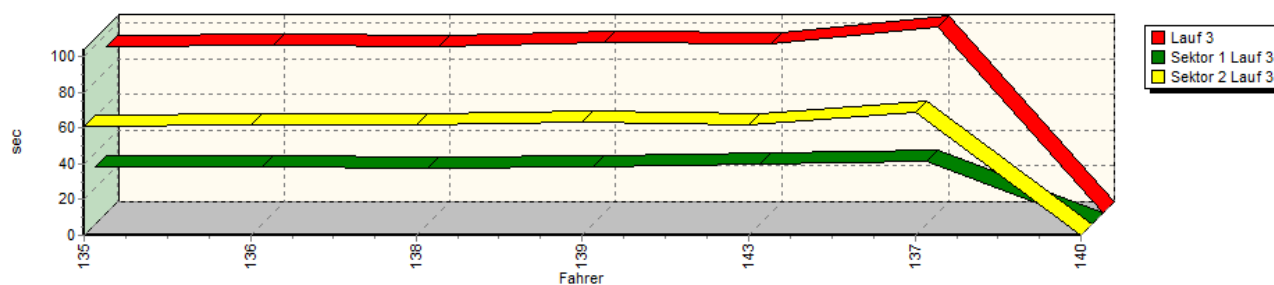
Sektor-Diagramm (Rest) Lauf 2



Speed-Diagramm Lauf 3



Sektor-Diagramm (Rest) Lauf 3

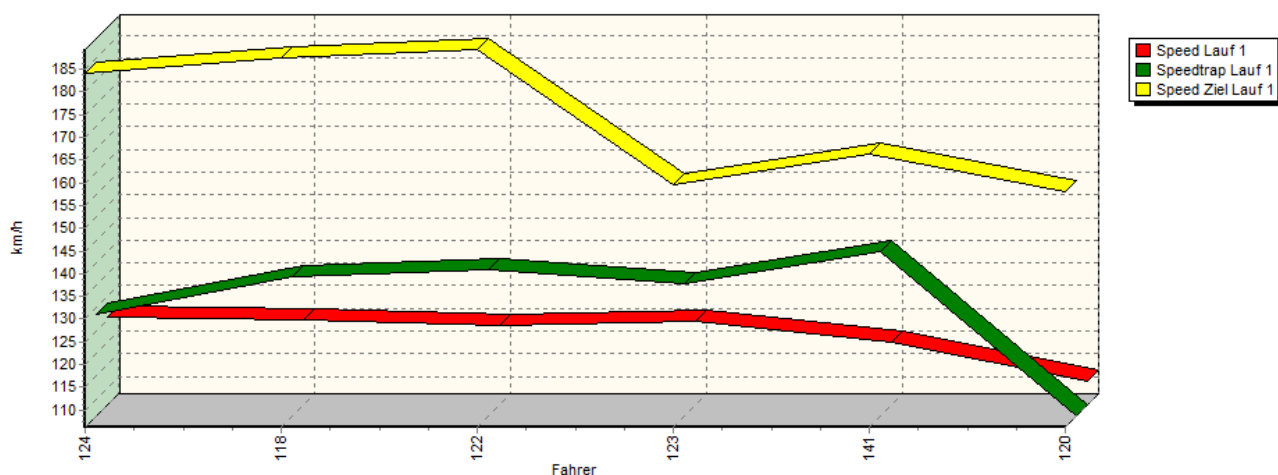


Rg.	Nr.	Sektor 1	Speed Trap	Sektor 2	Speed (Ziel)	Laufzeit	Speed (Lauf)
1	135	<b>RITZBERGER Kurt</b>	Peugeot 306 GTI				
		Lauf 1:	00:33.080	147,60 km/h	01:01.201	154,74 km/h	01:34.281
		Lauf 2:	00:31.131	149,68 km/h	01:00.860	170,47 km/h	01:31.991
		Lauf 3:	00:31.950	147,74 km/h	01:00.792	169,83 km/h	01:32.742

## Sektorzeiten & Speeds - Rennen - Div. 2 Gruppe A, A/H

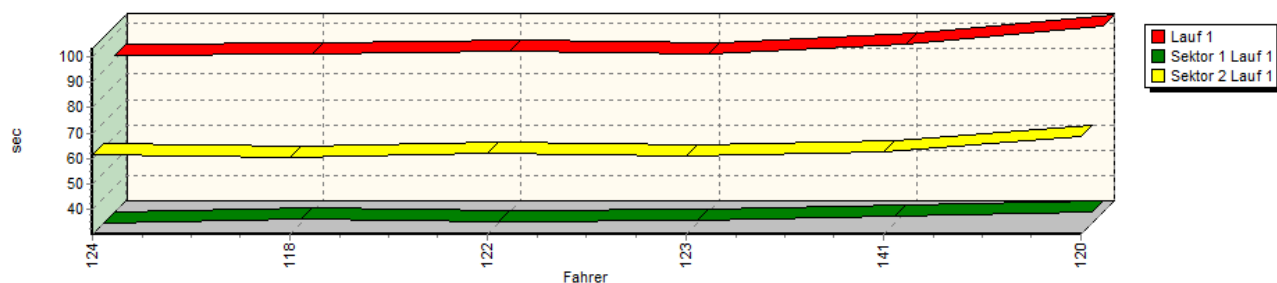
Rg.	Nr.	Sektor 1	Speed Trap	Sektor 2	Speed (Ziel)	Laufzeit	Speed (Lauf)
2	136	<b>RAMIC Ado</b>	Honda Civic Type R				
		Lauf 1: 00:32.933	139,40 km/h	01:03.184	168,33 km/h	01:36.117	119,85 km/h
		Lauf 2: 00:31.491	148,42 km/h	01:01.456	169,12 km/h	01:32.947	123,94 km/h
		Lauf 3: 00:31.954	148,71 km/h	01:02.113	171,50 km/h	01:34.067	122,47 km/h
3	138	<b>MANCIN Michele</b>	Citroën Saxo VTS				
		Lauf 1: 00:33.502	132,36 km/h	01:03.651	155,37 km/h	01:37.153	118,58 km/h
		Lauf 2: 00:32.387	145,99 km/h	01:02.357	147,79 km/h	01:34.744	121,59 km/h
		Lauf 3: 00:31.616	143,83 km/h	01:01.537	124,88 km/h	01:33.153	123,67 km/h
4	139	<b>PREISER Thomas</b>	Ford Puma S1600				
		Lauf 1: 00:31.918	141,84 km/h	01:04.078	164,42 km/h	01:35.996	120,01 km/h
		Lauf 2: 00:31.076	144,13 km/h	01:02.777	165,80 km/h	01:33.853	122,75 km/h
		Lauf 3: 00:32.271	143,52 km/h	01:03.172	162,65 km/h	01:35.443	120,70 km/h
5	143	<b>GROSSAUER Jürgen</b>	Suzuki Swift S 1600				
		Lauf 1: 00:32.877	144,63 km/h	01:03.067	164,87 km/h	01:35.944	120,07 km/h
		Lauf 2: 00:32.500	144,87 km/h	01:01.810	164,57 km/h	01:34.310	122,15 km/h
		Lauf 3: 00:33.246	143,15 km/h	01:01.667	162,82 km/h	01:34.913	121,37 km/h
6	137	<b>SCHWENDINGER Robert</b>	Seat Ibiza Cupra				
		Lauf 1: 00:34.345	135,13 km/h	01:08.422	150,47 km/h	01:42.767	112,10 km/h
		Lauf 2: 00:34.449	129,76 km/h	01:08.484	150,95 km/h	01:42.933	111,92 km/h
		Lauf 3: 00:35.536	130,94 km/h	01:08.414	151,42 km/h	01:43.950	110,82 km/h
7	140	<b>FLECHL Patrick</b>	Opel Kadett GSI 16V				
		Lauf 1: 00:37.848	114,04 km/h	01:11.438	149,01 km/h	01:49.286	105,41 km/h
		Lauf 2: *	* km/h	*	* km/h	A	* km/h
		Lauf 3: *	* km/h	*	* km/h	A	* km/h

Speed-Diagramm Lauf 1

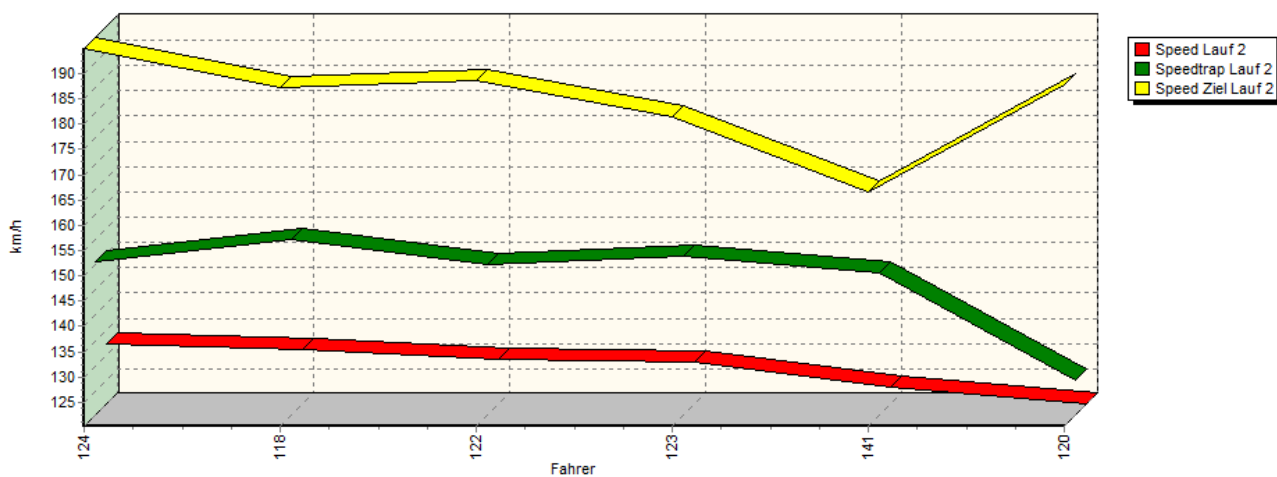


## Sektorzeiten & Speeds - Rennen - Div. 2 Gruppe A, A/H

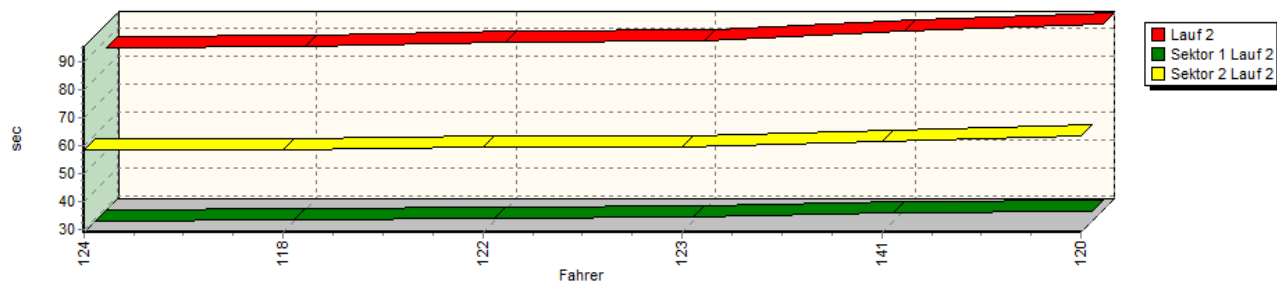
Sektor-Diagramm (Rest) Lauf 1



Speed-Diagramm Lauf 2

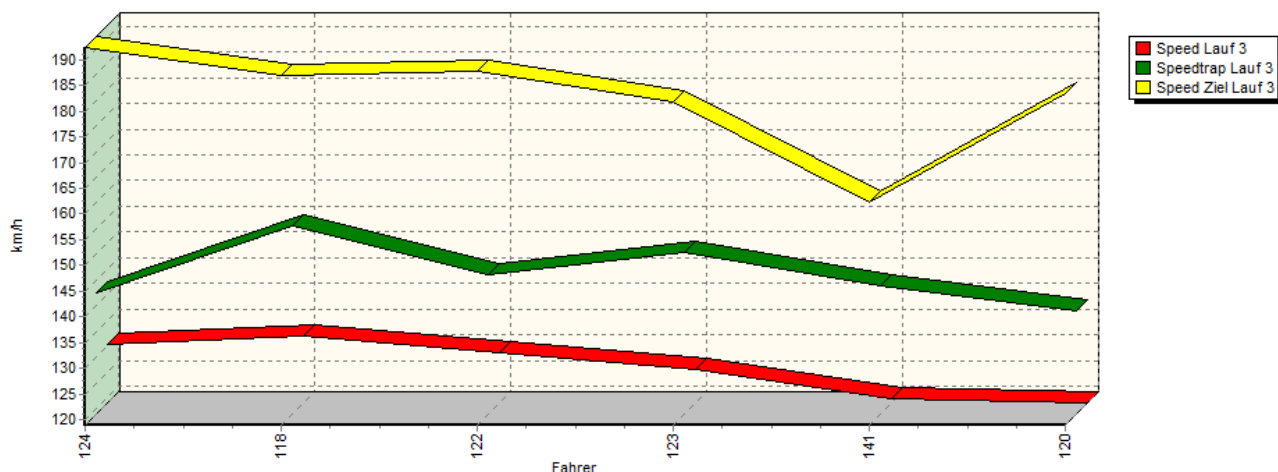


Sektor-Diagramm (Rest) Lauf 2

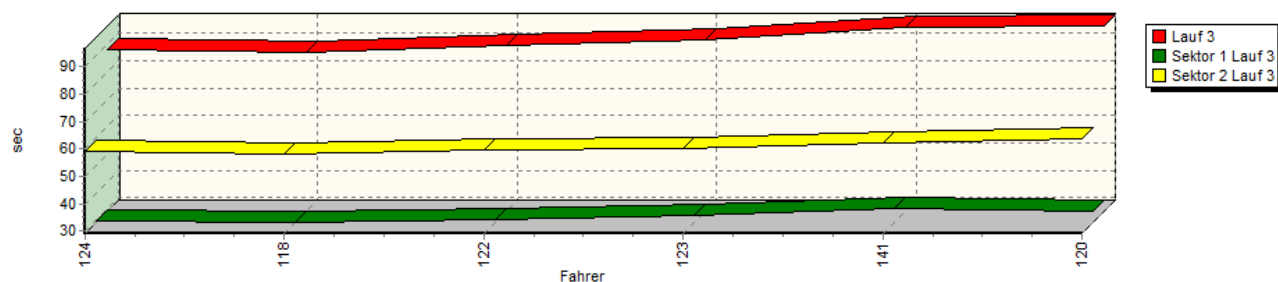


## Sektorzeiten & Speeds - Rennen - Div. 2 Gruppe A, A/H

Speed-Diagramm Lauf 3



Sektor-Diagramm (Rest) Lauf 3



Rg.	Nr.	Sektor 1	Speed Trap	Sektor 2	Speed (Ziel)	Laufzeit	Speed (Lauf)
1	124	<b>HOFER Jürgen</b>	Mitsubishi Lancer EVO VI				
		Lauf 1: 00:30.310	128,69 km/h	01:01.368	184,16 km/h	01:31.678	125,66 km/h
		Lauf 2: 00:28.741	150,65 km/h	00:58.510	194,95 km/h	01:27.251	132,03 km/h
		Lauf 3: 00:29.485	142,41 km/h	00:58.920	192,36 km/h	01:28.405	130,31 km/h
2	118	<b>DUDA Grzegorz</b>	Mitsubishi Lancer EVO X R4				
		Lauf 1: 00:31.882	137,00 km/h	01:00.274	187,38 km/h	01:32.156	125,01 km/h
		Lauf 2: 00:29.389	154,93 km/h	00:58.564	187,12 km/h	01:27.953	130,98 km/h
		Lauf 3: 00:29.062	155,58 km/h	00:58.209	186,95 km/h	01:27.271	132,00 km/h
3	122	<b>BICCIATO Rudi</b>	Mitsubishi Evo VIII				
		Lauf 1: 00:30.928	138,44 km/h	01:02.289	189,28 km/h	01:33.217	123,58 km/h
		Lauf 2: 00:29.812	150,01 km/h	00:59.462	188,49 km/h	01:29.274	129,04 km/h
		Lauf 3: 00:29.907	146,00 km/h	00:59.559	187,69 km/h	01:29.466	128,77 km/h
4	123	<b>MOOSBRUGGER Ernst</b>	BMW M3 E36				
		Lauf 1: 00:31.333	135,31 km/h	01:01.168	159,46 km/h	01:32.501	124,54 km/h
		Lauf 2: 00:30.067	151,79 km/h	00:59.621	181,44 km/h	01:29.688	128,45 km/h
		Lauf 3: 00:31.452	150,49 km/h	01:00.336	181,70 km/h	01:31.788	125,51 km/h

## Sektorzeiten & Speeds - Rennen - Div. 2 Gruppe A, A/H

Rg.	Nr.	Sektor 1	Speed Trap	Sektor 2	Speed (Ziel)	Laufzeit	Speed (Lauf)
5	141	<b>WAKOLBINGER Helmut</b>	BMW 320 D				
		Lauf 1: 00:33.221	142,47 km/h	01:02.849	166,40 km/h	01:36.070	119,91 km/h
		Lauf 2: 00:31.820	148,25 km/h	01:01.393	166,66 km/h	01:33.213	123,59 km/h
		Lauf 3: 00:33.912	143,80 km/h	01:02.346	162,32 km/h	01:36.258	119,68 km/h
6	120	<b>HERNADI Laszlo</b>	Mitsubishi EVO VIII				
		Lauf 1: 00:34.602	106,24 km/h	01:08.710	158,08 km/h	01:43.312	111,51 km/h
		Lauf 2: 00:32.071	127,06 km/h	01:03.705	187,89 km/h	01:35.776	120,28 km/h
		Lauf 3: 00:33.071	139,07 km/h	01:03.764	183,48 km/h	01:36.835	118,97 km/h