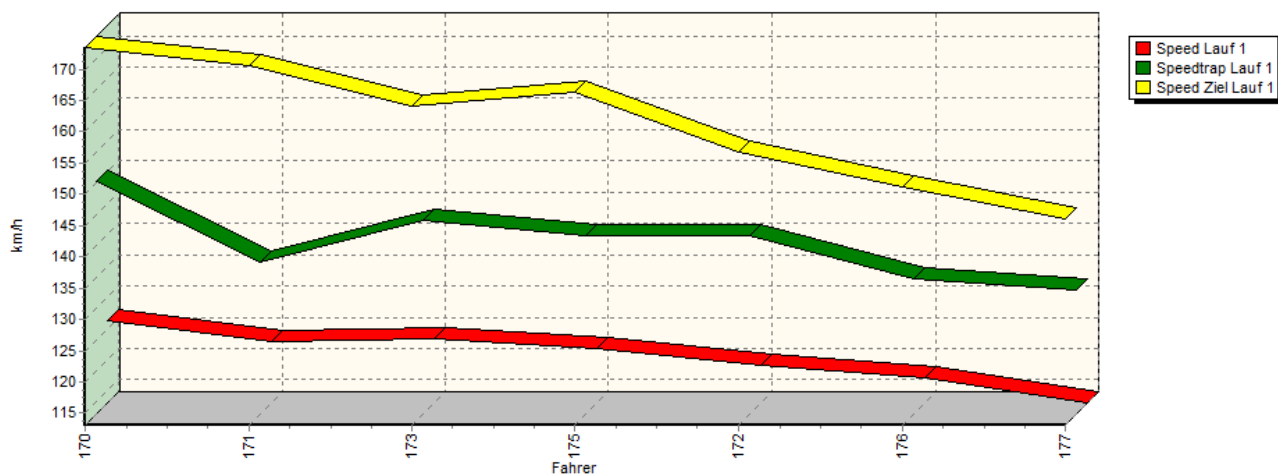
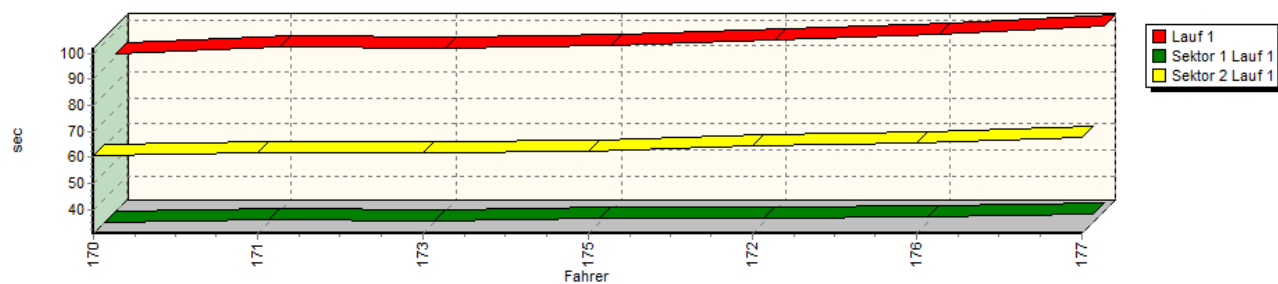


## Sektorzeiten & Speeds - Rennen - Div. 1 Gruppe N, N/H

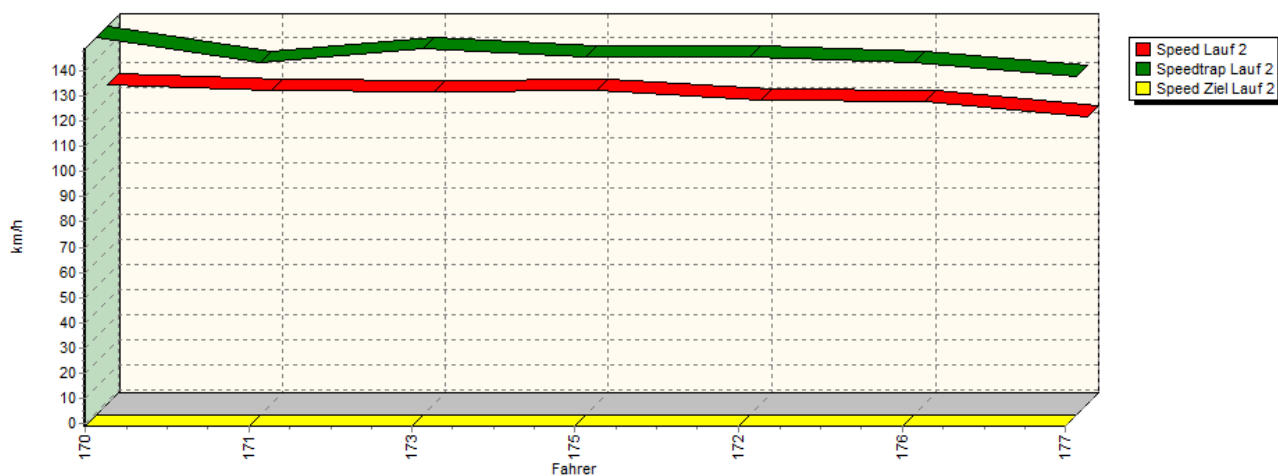
Speed-Diagramm Lauf 1



Sektor-Diagramm (Rest) Lauf 1

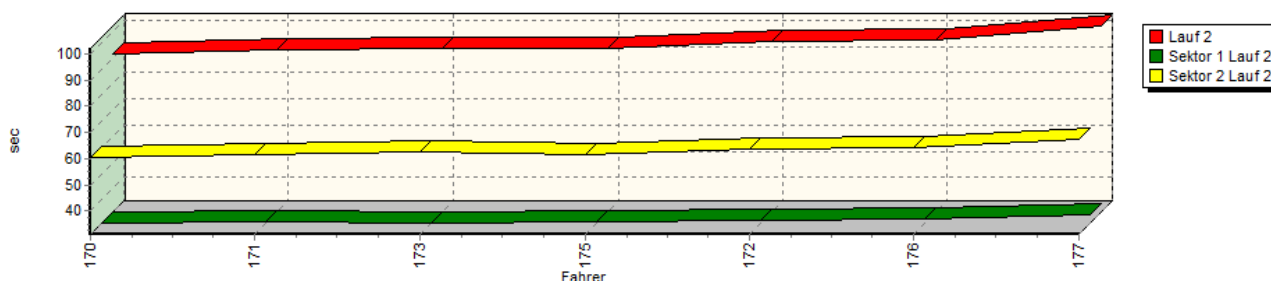


Speed-Diagramm Lauf 2



## Sektorzeiten & Speeds - Rennen - Div. 1 Gruppe N, N/H

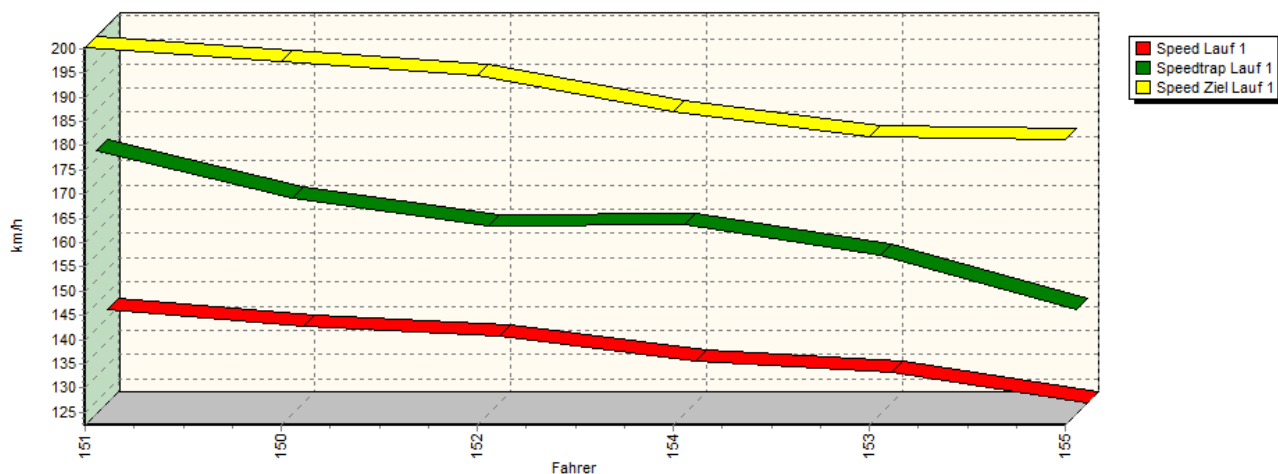
Sektor-Diagramm (Rest) Lauf 2



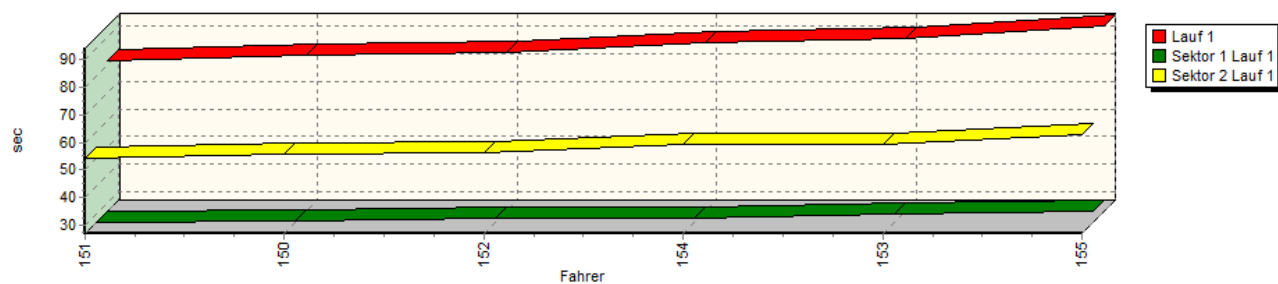
Rg.	Nr.	Sektor 1	Speed Trap	Sektor 2	Speed (Ziel)	Laufzeit	Speed (Lauf)
1	170	<b>MAYER Chris-Andre</b>	Honda Civic Type R				
		Lauf 1: 00:30.816	150,18 km/h	01:00.520	173,46 km/h	01:31.336	126,13 km/h
		Lauf 2: 00:31.190	148,83 km/h	01:00.476	* km/h	01:31.666	125,67 km/h
2	171	<b>GASSLER Bernhard</b>	Honda Civic Type R				
		Lauf 1: 00:32.026	137,44 km/h	01:01.770	170,59 km/h	01:33.796	122,82 km/h
		Lauf 2: 00:31.749	139,02 km/h	01:01.493	* km/h	01:33.242	123,55 km/h
3	173	<b>HARRER Helmut</b>	Honda Civic Type R				
		Lauf 1: 00:31.439	144,15 km/h	01:01.893	164,02 km/h	01:33.332	123,43 km/h
		Lauf 2: 00:31.317	144,29 km/h	01:02.412	* km/h	01:33.729	122,91 km/h
4	175	<b>RADOJKOVIC Aleksa</b>	Honda Civic Type R				
		Lauf 1: 00:32.162	141,71 km/h	01:02.371	166,29 km/h	01:34.533	121,86 km/h
		Lauf 2: 00:31.978	140,83 km/h	01:01.446	* km/h	01:33.424	123,31 km/h
5	172	<b>SCHUTTING Wolfgang</b>	Renault Clio Williams				
		Lauf 1: 00:32.386	141,52 km/h	01:04.300	156,70 km/h	01:36.686	119,15 km/h
		Lauf 2: 00:32.290	141,09 km/h	01:03.935	* km/h	01:36.225	119,72 km/h
6	176	<b>RIEDL Bernhard</b>	Renault Clio Sport				
		Lauf 1: 00:33.069	134,75 km/h	01:05.411	151,07 km/h	01:38.480	116,98 km/h
		Lauf 2: 00:32.757	138,96 km/h	01:04.265	* km/h	01:37.022	118,74 km/h
7	177	<b>PAIREDER Franz</b>	Seat Ibiza				
		Lauf 1: 00:34.123	132,88 km/h	01:07.753	145,97 km/h	01:41.876	113,08 km/h
		Lauf 2: 00:34.516	133,57 km/h	01:07.573	* km/h	01:42.089	112,84 km/h

## Sektorzeiten & Speeds - Rennen - Div. 1 Gruppe N, N/H

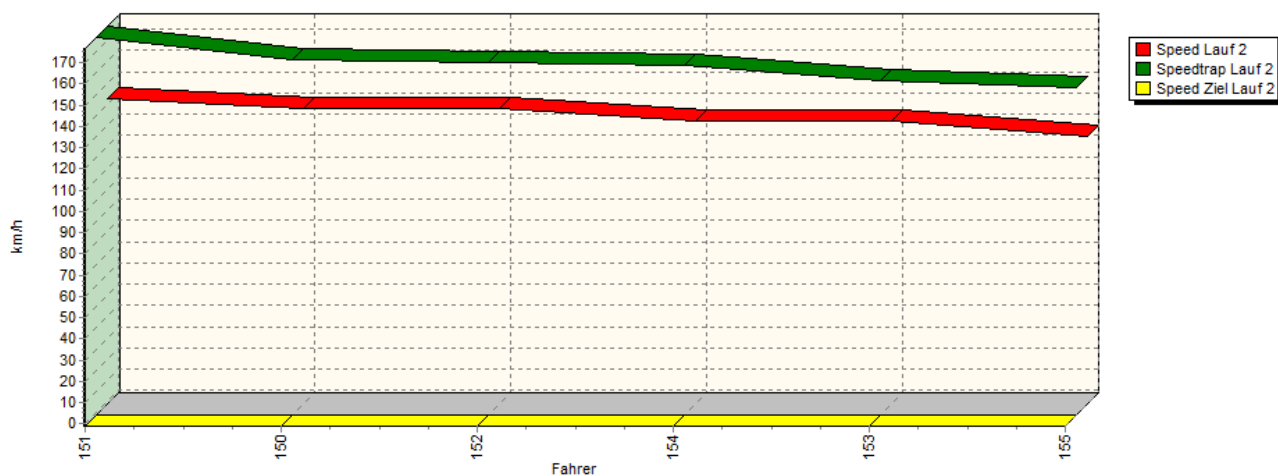
Speed-Diagramm Lauf 1



Sektor-Diagramm (Rest) Lauf 1

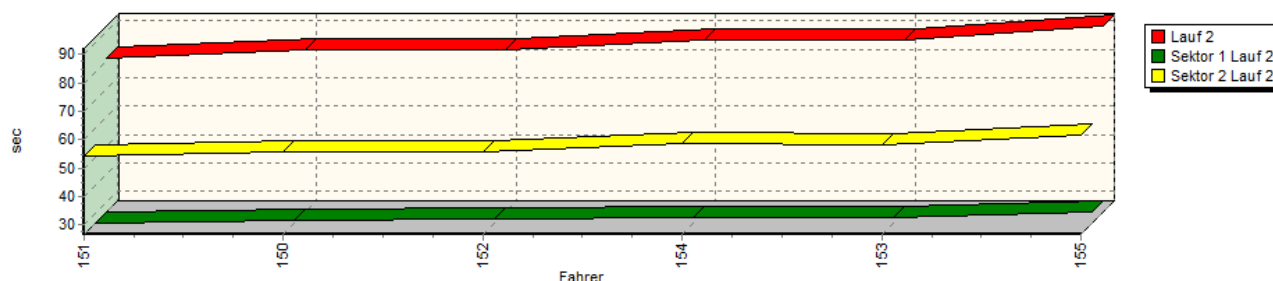


Speed-Diagramm Lauf 2



## Sektorzeiten & Speeds - Rennen - Div. 1 Gruppe N, N/H

Sektor-Diagramm (Rest) Lauf 2



Rg.	Nr.	Sektor 1	Speed Trap	Sektor 2	Speed (Ziel)	Laufzeit	Speed (Lauf)
1	151	<b>ZENZ Hannes</b>	Mitsubishi EVO IX				
		Lauf 1: 00:26.932	176,75 km/h	00:54.419	200,20 km/h	01:21.351	141,61 km/h
		Lauf 2: 00:26.784	176,56 km/h	00:54.139	* km/h	01:20.923	142,36 km/h
2	150	<b>HOLZER Dieter</b>	Mitsubishi EVO VIII				
		Lauf 1: 00:27.653	166,83 km/h	00:55.794	197,29 km/h	01:23.447	138,05 km/h
		Lauf 2: 00:27.940	166,02 km/h	00:55.788	* km/h	01:23.728	137,59 km/h
3	152	<b>HAFNER Armin</b>	Mitsubishi EVO IX				
		Lauf 1: 00:28.395	161,01 km/h	00:56.154	194,39 km/h	01:24.549	136,25 km/h
		Lauf 2: 00:28.083	164,46 km/h	00:55.629	* km/h	01:23.712	137,61 km/h
4	154	<b>PROBHARDT Peter</b>	Mitsubishi Lancer EVO IX				
		Lauf 1: 00:28.695	161,30 km/h	00:59.253	187,06 km/h	01:27.948	130,99 km/h
		Lauf 2: 00:28.563	163,31 km/h	00:58.523	* km/h	01:27.086	132,28 km/h
5	153	<b>WIDMER Michael</b>	Mitsubishi EVO X RSC				
		Lauf 1: 00:30.215	155,19 km/h	00:59.270	181,77 km/h	01:29.485	128,74 km/h
		Lauf 2: 00:28.979	156,49 km/h	00:58.245	* km/h	01:27.224	132,07 km/h
6	155	<b>TAUS Kerstin</b>	Subaru Impreza				
		Lauf 1: 00:31.196	143,86 km/h	01:02.931	181,19 km/h	01:34.127	122,39 km/h
		Lauf 2: 00:30.614	152,91 km/h	01:01.499	* km/h	01:32.113	125,06 km/h