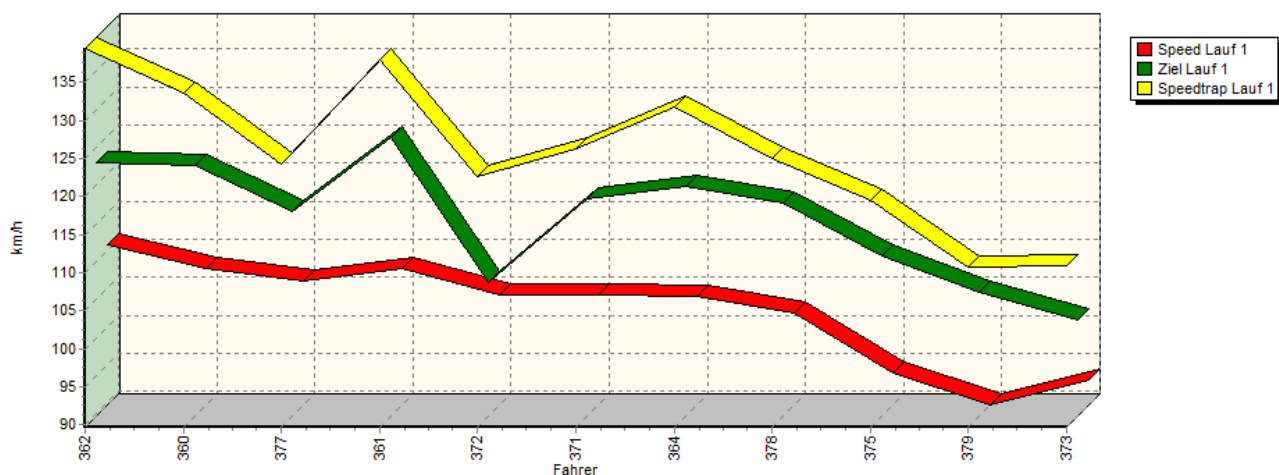
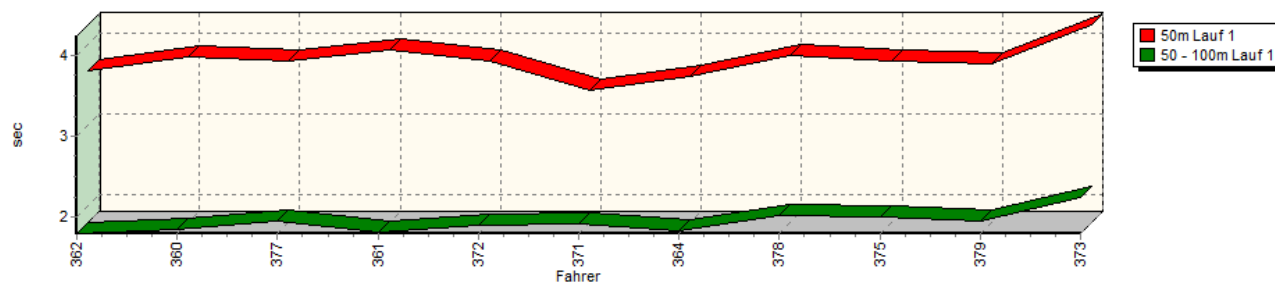


Sektorzeiten & Speeds - Rennen - Gruppe E1-FIA/E1-BERG/H/FS/CTC bis 1600 ccm - Klasse

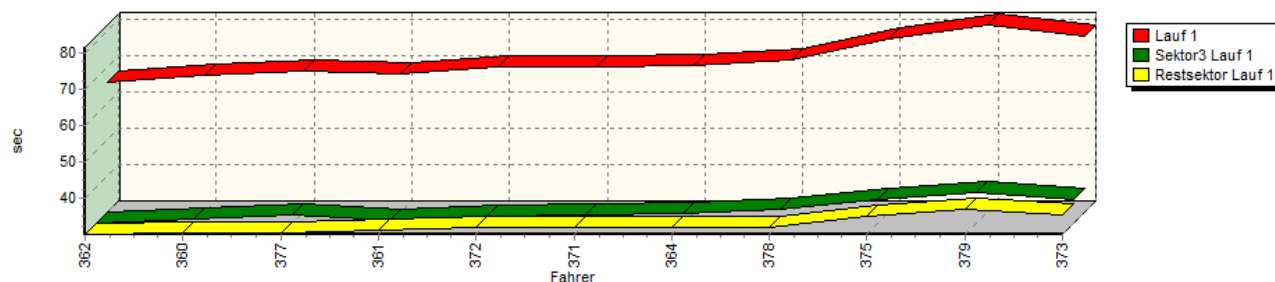
Speed-Diagramm Lauf 1



Sektor-Diagramm (Start) Lauf 1

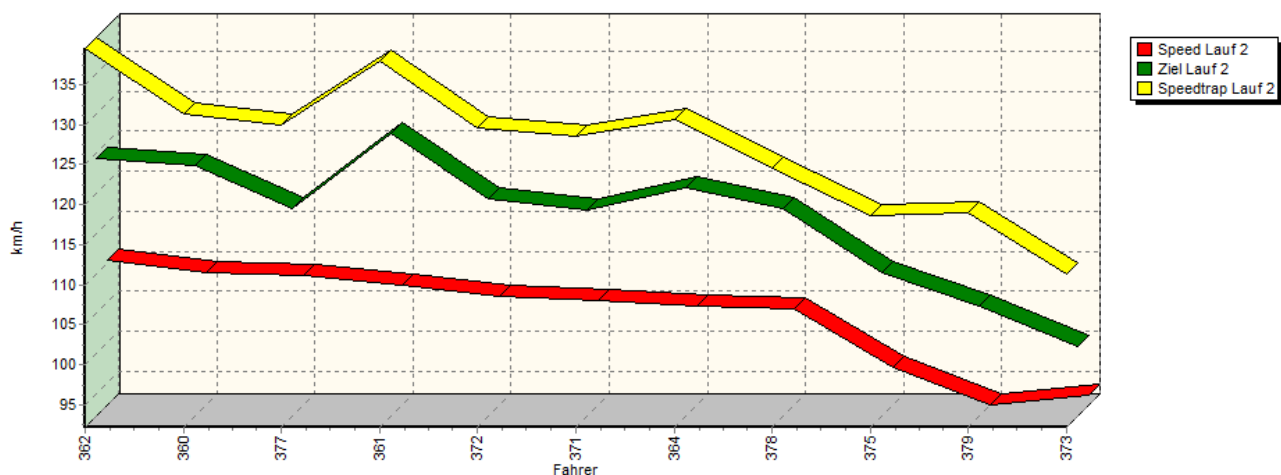


Sektor-Diagramm (Rest) Lauf 1

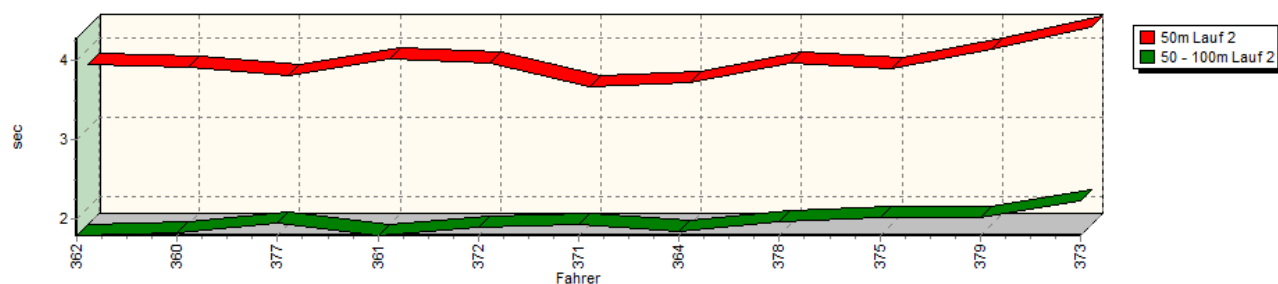


Sektorzeiten & Speeds - Rennen - Gruppe E1-FIA/E1-BERG/H/FS/CTC bis 1600 ccm - Klasse

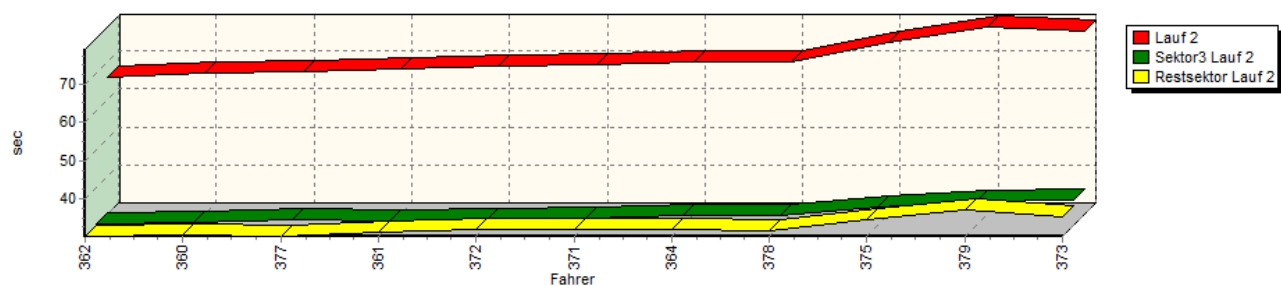
Speed-Diagramm Lauf 2



Sektor-Diagramm (Start) Lauf 2

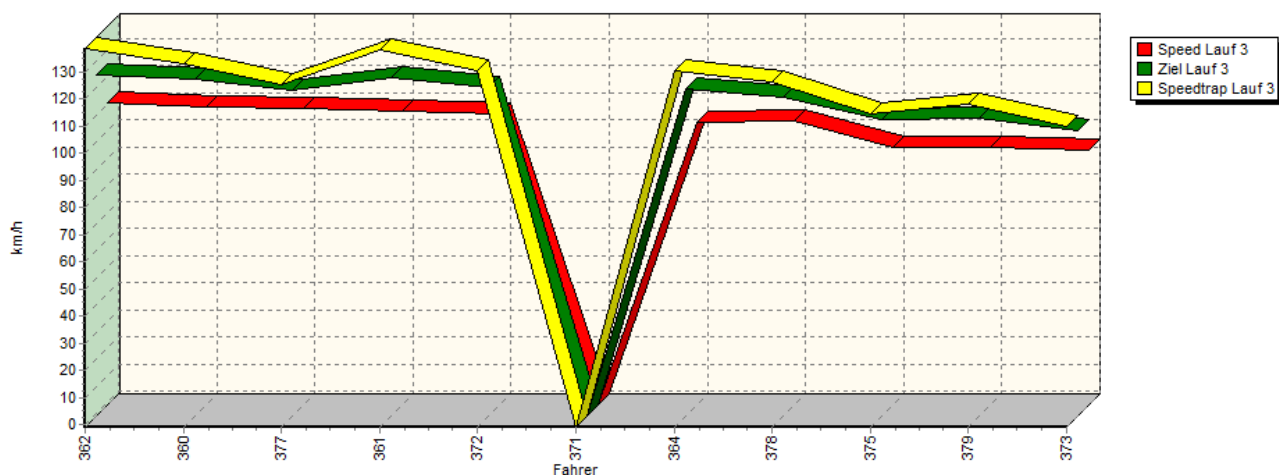


Sektor-Diagramm (Rest) Lauf 2

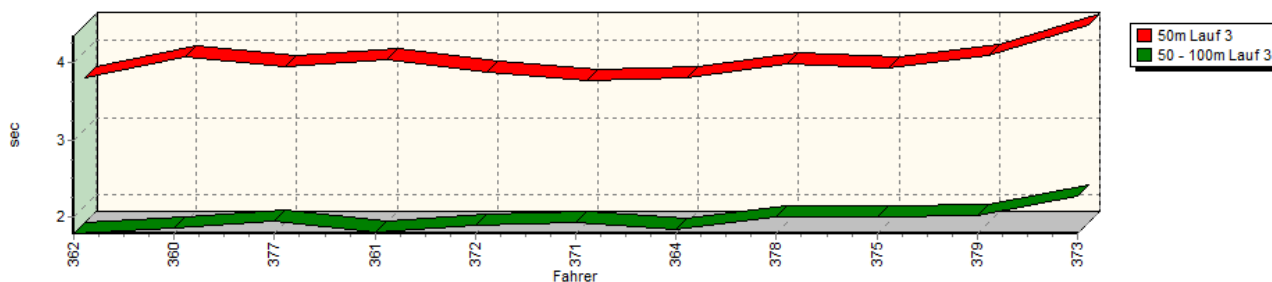


Sektorzeiten & Speeds - Rennen - Gruppe E1-FIA/E1-BERG/H/FS/CTC bis 1600 ccm - Klasse

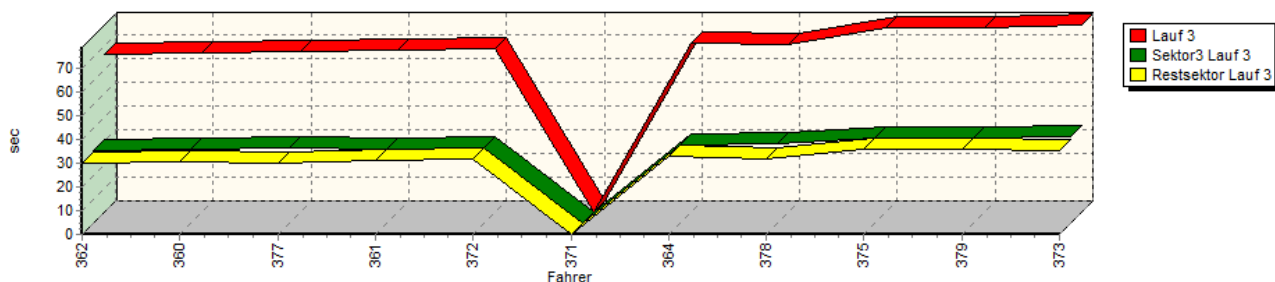
Speed-Diagramm Lauf 3



Sektor-Diagramm (Start) Lauf 3



Sektor-Diagramm (Rest) Lauf 3



Rg.	Nr.	Sektor 1 (50m)	Sektor 2 (50-100m)	Sektor 3	Speed Trap	Sektor 4	Speed (Ziel)	Laufzeit	Speed (Lauf)	
1	362	STELBERG André	VW Corrado							
		Lauf 1:	00:03.674	00:01.801	00:30.274	139,42 km/h	00:30.205	122,93 km/h	01:05.954	110,80 km/h
		Lauf 2:	00:03.810	00:01.799	00:30.411	139,49 km/h	00:30.198	124,34 km/h	01:06.218	110,36 km/h
		Lauf 3:	00:03.653	00:01.789	00:30.607	138,49 km/h	00:30.233	124,55 km/h	01:06.282	110,26 km/h

Sektorzeiten & Speeds - Rennen - Gruppe E1-FIA/E1-BERG/H/FS/CTC bis 1600 ccm - Klasse

Rg.	Nr.		Sektor 1 (50m)	Sektor 2 (50-100m)	Sektor 3	Speed Trap	Sektor 4	Speed (Ziel)	Laufzeit	Speed (Lauf)
2	360	SCHULTE Manfred	Citroën AX EVO 3							
		Lauf 1:	00:03.842	00:01.851	00:31.450	133,51 km/h	00:30.750	122,55 km/h	01:07.893	107,64 km/h
		Lauf 2:	00:03.773	00:01.835	00:30.992	131,34 km/h	00:30.587	123,44 km/h	01:07.187	108,77 km/h
		Lauf 3:	00:03.923	00:01.863	00:30.978	133,08 km/h	00:30.316	123,22 km/h	01:07.080	108,94 km/h
3	377	FAULHABER Stefan	Opel Kadett							
		Lauf 1:	00:03.791	00:01.963	00:32.651	124,32 km/h	00:30.573	116,64 km/h	01:08.978	105,95 km/h
		Lauf 2:	00:03.672	00:01.947	00:31.696	129,95 km/h	00:30.077	118,06 km/h	01:07.392	108,44 km/h
		Lauf 3:	00:03.802	00:01.959	00:31.855	125,38 km/h	00:30.020	118,75 km/h	01:07.636	108,05 km/h
4	361	MAIER Helmut	VW Golf							
		Lauf 1:	00:03.921	00:01.815	00:31.038	137,90 km/h	00:31.162	126,23 km/h	01:07.936	107,57 km/h
		Lauf 2:	00:03.871	00:01.794	00:31.306	137,99 km/h	00:31.226	127,43 km/h	01:08.197	107,16 km/h
		Lauf 3:	00:03.890	00:01.799	00:31.219	137,99 km/h	00:31.155	123,60 km/h	01:08.063	107,37 km/h
5	372	HEINDRICHS Andy	Opel Corsa 16V							
		Lauf 1:	00:03.790	00:01.896	00:32.174	122,63 km/h	00:32.274	107,26 km/h	01:10.134	104,20 km/h
		Lauf 2:	00:03.816	00:01.897	00:31.668	129,58 km/h	00:31.737	119,34 km/h	01:09.118	105,73 km/h
		Lauf 3:	00:03.726	00:01.894	00:31.561	130,54 km/h	00:31.703	120,02 km/h	01:08.884	106,09 km/h
6	371	KATAJA Mikko	Toyota Starlet 8V							
		Lauf 1:	00:03.433	00:01.913	00:32.674	126,32 km/h	00:32.121	118,12 km/h	01:10.141	104,19 km/h
		Lauf 2:	00:03.524	00:01.939	00:32.013	128,57 km/h	00:32.021	117,91 km/h	01:09.497	105,16 km/h
		Lauf 3:	00:03.622	00:01.924	*	* km/h	*	* km/h	A	* km/h
7	364	VOSS Andreas	VW Golf 16V							
		Lauf 1:	00:03.593	00:01.831	00:32.881	131,72 km/h	00:31.998	119,86 km/h	01:10.303	103,95 km/h
		Lauf 2:	00:03.578	00:01.840	00:32.520	130,55 km/h	00:31.974	120,69 km/h	01:09.912	104,53 km/h
		Lauf 3:	00:03.661	00:01.836	00:32.674	130,32 km/h	00:32.713	119,34 km/h	01:10.884	103,10 km/h
8	378	GEIER Alexander	Peugeot 205 GTI 1,6 8V							
		Lauf 1:	00:03.855	00:02.016	00:33.992	125,05 km/h	00:31.934	117,70 km/h	01:11.797	101,79 km/h
		Lauf 2:	00:03.816	00:01.968	00:32.810	124,46 km/h	00:31.533	118,08 km/h	01:10.127	104,21 km/h
		Lauf 3:	00:03.828	00:01.997	00:33.226	126,15 km/h	00:31.578	116,35 km/h	01:10.629	103,47 km/h
9	375	NOWACZYK Uwe	VW Golf I 8V							
		Lauf 1:	00:03.780	00:02.013	00:36.792	119,53 km/h	00:35.213	110,64 km/h	01:17.798	93,94 km/h
		Lauf 2:	00:03.748	00:02.016	00:35.017	118,63 km/h	00:34.592	110,10 km/h	01:15.373	96,96 km/h
		Lauf 3:	00:03.786	00:02.006	00:35.750	114,20 km/h	00:36.158	108,46 km/h	01:17.700	94,05 km/h
10	379	WECKHEUER Marcel	Opel Corsa Super 1600							
		Lauf 1:	00:03.752	00:01.960	00:38.561	110,62 km/h	00:37.219	105,91 km/h	01:21.492	89,68 km/h
		Lauf 2:	00:04.000	00:02.021	00:36.311	118,92 km/h	00:36.941	105,92 km/h	01:19.273	92,19 km/h
		Lauf 3:	00:03.938	00:02.023	00:35.702	117,73 km/h	00:36.019	108,78 km/h	01:17.682	94,08 km/h
11	373	SCHULTE Benedikt	Citroën AX Sport 8V							
		Lauf 1:	00:04.233	00:02.244	00:36.623	110,94 km/h	00:35.454	102,36 km/h	01:18.554	93,03 km/h
		Lauf 2:	00:04.276	00:02.235	00:36.562	111,31 km/h	00:35.106	100,93 km/h	01:18.179	93,48 km/h
		Lauf 3:	00:04.337	00:02.266	00:36.683	109,82 km/h	00:35.505	104,16 km/h	01:18.791	92,75 km/h