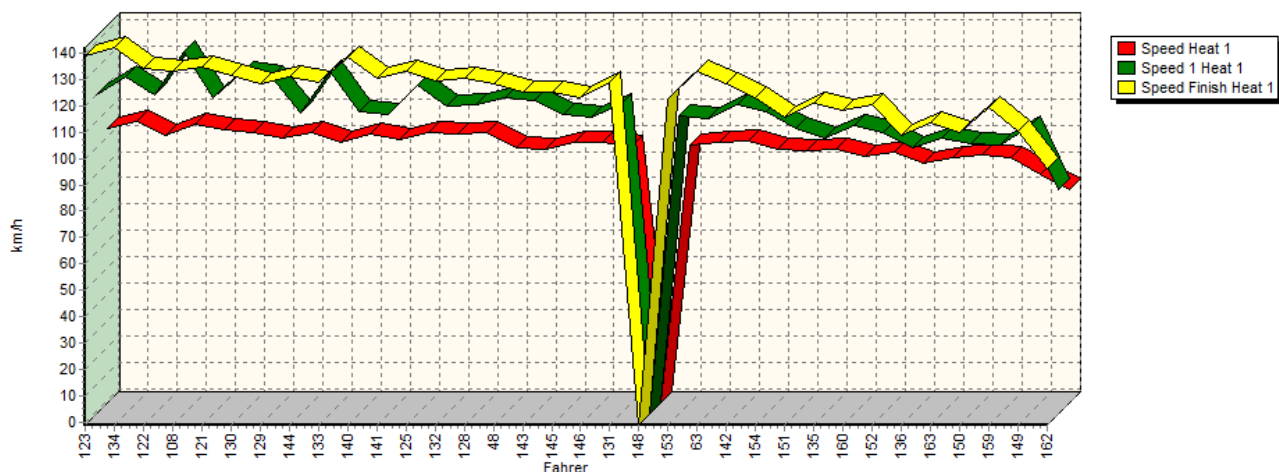


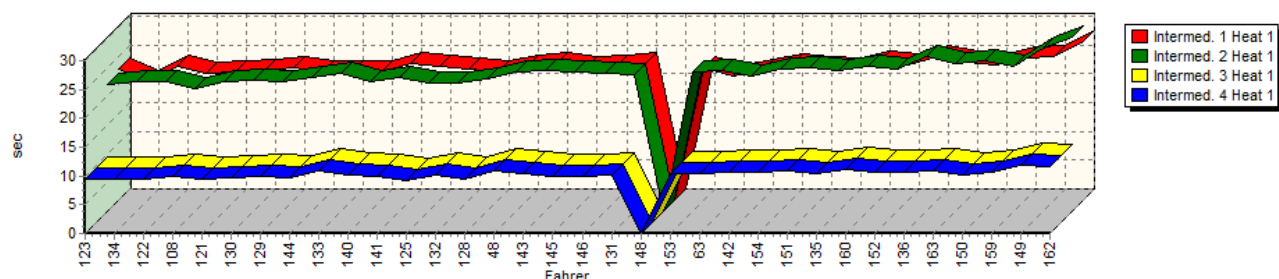


Intermediates & Speeds - Category 3 Open Group OpTCGT

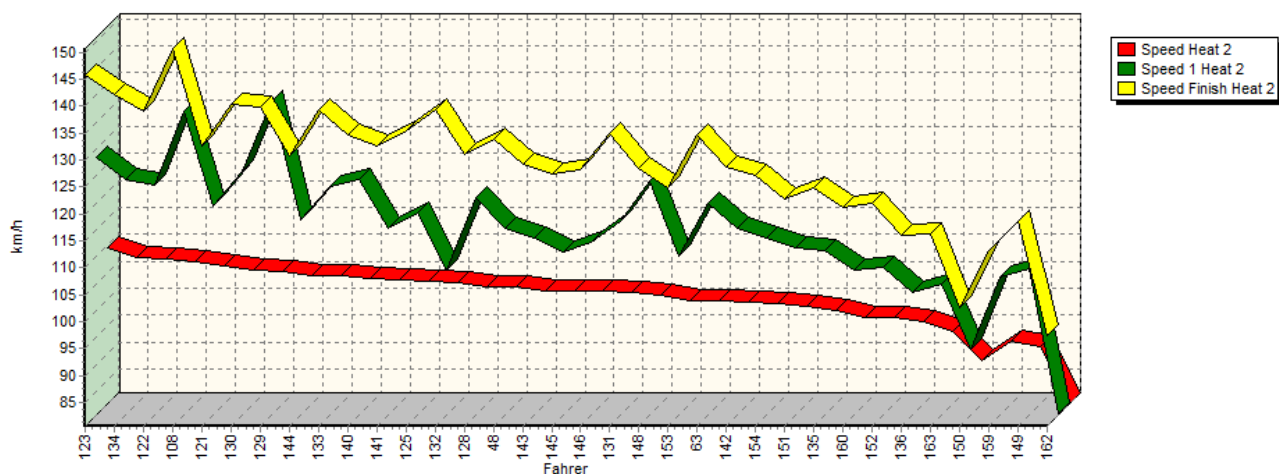
Speed-Diagramm Lauf 1



Sektor-Diagramm (Rest) Lauf 1



Speed-Diagramm Lauf 2



CLASSIFICATIONS

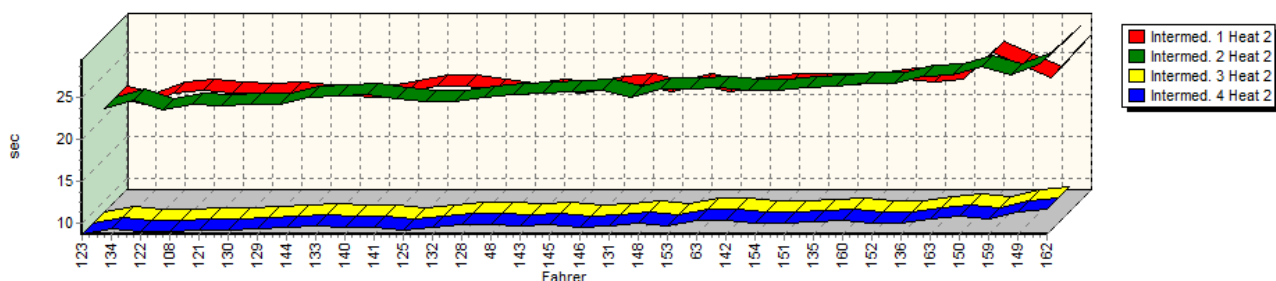
Eschdorf (LUX) | 11-12.10.2014



FIA
HILL CLIMB
MASTERS

Intermediates & Speeds - Category 3 Open Group OpTCGT

Sektor-Diagramm (Rest) Lauf 2



Rk.	No.	Intermed. 1	Intermed. 2	Speed 1	Intermed. 3	Intermed. 4	Speed Finish	Time	Avg. Speed	
1	123	WIEBE André		Renault Williams Laguna BTCC						
		Heat 1:	00:22.766	00:21.880	138,96 km/h	00:09.314	00:10.846	119,75 km/h	01:04.806	102,77 km/h
		Heat 2:	00:20.959	00:21.108	145,86 km/h	00:08.615	00:10.087	128,50 km/h	01:00.769	109,60 km/h
2	134	BICCIATO Rudi		Mitsubishi Lancer Evo VI						
		Heat 1:	00:20.568	00:22.567	141,98 km/h	00:09.544	00:10.553	126,46 km/h	01:03.232	105,33 km/h
		Heat 2:	00:20.121	00:22.001	142,17 km/h	00:09.370	00:10.342	124,30 km/h	01:01.834	107,71 km/h
3	122	WIEBE Björn		Renault Williams Laguna BTCC						
		Heat 1:	00:23.320	00:22.393	134,29 km/h	00:09.471	00:11.133	119,78 km/h	01:06.317	100,43 km/h
		Heat 2:	00:21.490	00:20.934	139,08 km/h	00:08.872	00:10.656	123,19 km/h	01:01.952	107,50 km/h
4	108	POINSIGNON Yannick		CG Simca Turbo						
		Heat 1:	00:21.916	00:21.340	133,23 km/h	00:09.953	00:10.430	136,44 km/h	01:03.639	104,65 km/h
		Heat 2:	00:21.797	00:21.599	150,71 km/h	00:08.988	00:09.882	136,93 km/h	01:02.266	106,96 km/h
5	121	DIEULANGARD David		Seat Leon SuperCopa						
		Heat 1:	00:22.141	00:22.436	134,82 km/h	00:09.353	00:10.974	118,79 km/h	01:04.904	102,61 km/h
		Heat 2:	00:21.491	00:21.302	132,52 km/h	00:09.170	00:10.752	119,49 km/h	01:02.715	106,19 km/h
6	130	CARROLL Eanna		Honda Civic EG6 Hatchback Turl						
		Heat 1:	00:22.556	00:22.818	131,59 km/h	00:09.549	00:10.861	128,31 km/h	01:05.784	101,24 km/h
		Heat 2:	00:21.434	00:21.479	140,29 km/h	00:09.141	00:11.142	125,83 km/h	01:03.196	105,39 km/h
7	129	WARBURTON David		Caterham 7						
		Heat 1:	00:23.034	00:22.443	128,43 km/h	00:09.907	00:11.559	126,49 km/h	01:06.943	99,49 km/h
		Heat 2:	00:21.500	00:21.537	139,87 km/h	00:09.352	00:10.882	138,88 km/h	01:03.271	105,26 km/h
8	144	SCHULTE Manfred		Citroën AX 1.6 16V						
		Heat 1:	00:22.197	00:23.098	130,82 km/h	00:09.588	00:10.928	113,11 km/h	01:05.811	101,20 km/h
		Heat 2:	00:21.229	00:22.370	130,70 km/h	00:09.488	00:10.721	116,88 km/h	01:03.808	104,38 km/h
9	133	COURROYE Pierre		Porsche 997 GT2						
		Heat 1:	00:22.180	00:23.918	128,92 km/h	00:10.825	00:11.292	128,53 km/h	01:08.215	97,63 km/h
		Heat 2:	00:21.123	00:22.531	139,24 km/h	00:09.546	00:10.667	122,94 km/h	01:03.867	104,28 km/h
10	140	MURRAY Keith		Audi 80 quattro						
		Heat 1:	00:22.340	00:22.557	138,14 km/h	00:10.110	00:11.198	113,35 km/h	01:06.205	100,60 km/h
		Heat 2:	00:20.984	00:22.754	134,63 km/h	00:09.451	00:10.899	124,37 km/h	01:04.088	103,92 km/h
11	141	DENISET Didier		Renault R5 Turbo Tour de Corse						
		Heat 1:	00:23.690	00:23.175	130,15 km/h	00:09.816	00:10.851	112,61 km/h	01:07.532	98,62 km/h
		Heat 2:	00:21.708	00:22.207	132,52 km/h	00:09.469	00:10.846	115,21 km/h	01:04.230	103,69 km/h
12	125	WIEBE Hans Peter		Renault Williams Laguna BTCC						
		Heat 1:	00:23.114	00:22.291	132,91 km/h	00:09.297	00:11.106	123,53 km/h	01:05.808	101,20 km/h
		Heat 2:	00:22.351	00:21.921	135,44 km/h	00:09.072	00:11.027	118,07 km/h	01:04.371	103,46 km/h



UNION DES PILOTES
LUXEMBOURG



CLASSIFICATIONS

Eschdorf (LUX) | 11-12.10.2014



Intermediates & Speeds - Category 3 Open Group OpTCGT

Rk.	No.		Intermed. 1	Intermed. 2	Speed 1	Intermed. 3	Intermed. 4	Speed Finish	Time	Avg. Speed
13	132	MÄCHLER Albin	BMW M4 Coupé							
		Heat 1:	00:22.829	00:22.218	129,46 km/h	00:10.077	00:11.058	115,75 km/h	01:06.182	100,63 km/h
		Heat 2:	00:22.326	00:21.814	139,40 km/h	00:09.442	00:10.989	107,55 km/h	01:04.571	103,14 km/h
14	128	EMOND Stéphane	BMW M3 E36							
		Heat 1:	00:22.157	00:22.912	130,12 km/h	00:09.509	00:11.113	115,96 km/h	01:05.691	101,38 km/h
		Heat 2:	00:21.875	00:22.331	131,14 km/h	00:09.776	00:11.033	121,06 km/h	01:05.015	102,44 km/h
15	48	FOLLONIER Grégory	GFA Austin Cooper RS							
		Heat 1:	00:23.121	00:24.117	128,14 km/h	00:10.924	00:11.703	118,69 km/h	01:09.865	95,33 km/h
		Heat 2:	00:21.393	00:22.672	133,86 km/h	00:09.863	00:11.107	115,15 km/h	01:05.035	102,41 km/h
16	143	ROHR Werner	Toyota Corolla AE 86							
		Heat 1:	00:23.705	00:24.372	125,21 km/h	00:10.354	00:11.606	117,45 km/h	01:10.037	95,09 km/h
		Heat 2:	00:21.946	00:22.920	129,25 km/h	00:09.554	00:11.100	113,40 km/h	01:05.520	101,65 km/h
17	145	KATAJA Mikko	Toyota Starlet VHTRacing 8V							
		Heat 1:	00:22.846	00:24.124	125,22 km/h	00:10.024	00:11.359	112,53 km/h	01:08.353	97,44 km/h
		Heat 2:	00:21.542	00:23.113	127,51 km/h	00:09.844	00:11.054	110,95 km/h	01:05.553	101,60 km/h
18	146	FAULHABER Stefan	Opel Risse Kadett 8V							
		Heat 1:	00:23.233	00:23.833	123,14 km/h	00:09.826	00:11.217	111,55 km/h	01:08.109	97,78 km/h
		Heat 2:	00:22.247	00:23.131	128,08 km/h	00:09.473	00:10.753	112,75 km/h	01:05.604	101,52 km/h
19	131	CAT Pascal	BMW M3 E36							
		Heat 1:	00:23.795	00:23.754	128,53 km/h	00:10.202	00:11.517	115,97 km/h	01:09.268	96,15 km/h
		Heat 2:	00:22.565	00:22.350	134,81 km/h	00:09.687	00:11.203	116,54 km/h	01:05.805	101,21 km/h
20	148	MANGION Ryan	Ford Escort Mk1 Spacefr. Turbo							
		Heat 1:	*	*	* km/h	*	*	* km/h	A	* km/h
		Heat 2:	00:21.729	00:23.455	128,46 km/h	00:09.980	00:10.859	124,17 km/h	01:06.023	100,87 km/h
21	153	ORTH Ralf	BMW 320is E30							
		Heat 1:	00:22.924	00:24.251	122,71 km/h	00:10.302	00:11.428	111,85 km/h	01:08.905	96,66 km/h
		Heat 2:	00:22.572	00:23.385	124,89 km/h	00:09.590	00:11.223	110,20 km/h	01:06.770	99,74 km/h
22	63	KOVALCIK Michal jun.	Skoda Octavia WRC							
		Heat 1:	00:21.559	00:24.324	133,06 km/h	00:10.451	00:11.795	110,70 km/h	01:08.129	97,76 km/h
		Heat 2:	00:21.735	00:23.506	134,79 km/h	00:10.212	00:11.359	119,86 km/h	01:06.812	99,68 km/h
23	142	FLIK Bea	Renault Megane Cup							
		Heat 1:	00:22.585	00:23.463	128,23 km/h	00:10.564	00:11.103	116,23 km/h	01:07.715	98,35 km/h
		Heat 2:	00:22.244	00:23.198	128,71 km/h	00:10.240	00:11.209	115,27 km/h	01:06.891	99,56 km/h
24	154	GOLDBACH Markus	Renault Clio II RS							
		Heat 1:	00:23.351	00:24.695	122,87 km/h	00:10.633	00:11.395	113,50 km/h	01:10.074	95,04 km/h
		Heat 2:	00:22.505	00:23.241	127,10 km/h	00:09.963	00:11.456	113,40 km/h	01:07.165	99,16 km/h
25	151	STOLL Jochen	Peugeot 306 S16							
		Heat 1:	00:22.857	00:24.782	115,49 km/h	00:10.971	00:11.807	107,27 km/h	01:10.417	94,58 km/h
		Heat 2:	00:22.561	00:23.567	122,78 km/h	00:09.922	00:11.503	111,57 km/h	01:07.553	98,59 km/h
26	135	SILVA Luis	Mitsubishi Lancer Evo VI							
		Heat 1:	00:22.802	00:24.525	120,63 km/h	00:10.422	00:12.518	103,69 km/h	01:10.267	94,78 km/h
		Heat 2:	00:22.488	00:23.692	124,90 km/h	00:10.165	00:11.647	111,20 km/h	01:07.992	97,95 km/h
27	160	DARAND Anthony	Peugeot 106							
		Heat 1:	00:23.998	00:25.155	118,12 km/h	00:11.006	00:12.060	108,33 km/h	01:12.219	92,22 km/h
		Heat 2:	00:22.701	00:24.016	121,18 km/h	00:10.322	00:11.807	107,64 km/h	01:08.846	96,74 km/h
28	152	VEIT Kevin	BMW 320is E30							
		Heat 1:	00:23.365	00:24.745	120,31 km/h	00:10.750	00:11.973	105,79 km/h	01:10.833	94,02 km/h
		Heat 2:	00:23.150	00:23.973	122,03 km/h	00:10.005	00:11.830	108,03 km/h	01:08.958	96,58 km/h



CLASSIFICATIONS

Eschdorf (LUX) | 11-12.10.2014



Intermediates & Speeds - Category 3 Open Group OpTCGT

Rk.	No.	Intermed. 1	Intermed. 2	Speed 1	Intermed. 3	Intermed. 4	Speed Finish	Time	Avg. Speed	
29	136	REIS Edgar		Renault Clio RS						
		Heat 1:	00:24.790	00:26.798	108,93 km/h	00:10.683	00:11.976	99,51 km/h	01:14.247	89,70 km/h
		Heat 2:	00:22.802	00:24.970	116,06 km/h	00:10.024	00:11.589	103,40 km/h	01:09.385	95,99 km/h
30	163	HERING Ronny		VW Scirocco GTI						
		Heat 1:	00:23.899	00:25.590	113,64 km/h	00:10.821	00:12.112	103,36 km/h	01:12.422	91,96 km/h
		Heat 2:	00:23.276	00:25.126	116,36 km/h	00:10.542	00:11.800	104,94 km/h	01:10.744	94,14 km/h
31	150	OSTERMANN Thomas		BMW E30 Hartge						
		Heat 1:	00:23.458	00:26.135	109,75 km/h	00:10.230	00:11.701	101,50 km/h	01:11.524	93,12 km/h
		Heat 2:	00:26.331	00:26.073	102,48 km/h	00:10.735	00:11.923	92,83 km/h	01:15.062	88,73 km/h
32	159	STEINER Chris		Toyota Celica Gt4						
		Heat 1:	00:24.727	00:25.131	119,37 km/h	00:10.531	00:12.177	100,75 km/h	01:12.566	91,78 km/h
		Heat 2:	00:24.926	00:25.014	113,12 km/h	00:10.531	00:11.819	106,32 km/h	01:12.290	92,13 km/h
33	149	DE SAEDELEER Bart		Fiat 500 vrc						
		Heat 1:	00:24.877	00:28.244	110,52 km/h	00:11.844	00:13.075	107,85 km/h	01:18.040	85,34 km/h
		Heat 2:	00:23.320	00:26.472	118,71 km/h	00:11.343	00:11.879	107,66 km/h	01:13.014	91,22 km/h
34	162	COURTNEY Joe		Fiat Cinquecento						
		Heat 1:	00:27.527	00:30.216	95,88 km/h	00:11.641	00:14.121	83,71 km/h	01:23.505	79,76 km/h
		Heat 2:	00:27.305	00:29.589	97,38 km/h	00:11.626	00:14.095	80,95 km/h	01:22.615	80,61 km/h



Yves Thommes (Clerk of the course)
12.10.2014 - 09:02



Thomas Stoll (Timekeeper)
Page: 4 of 4