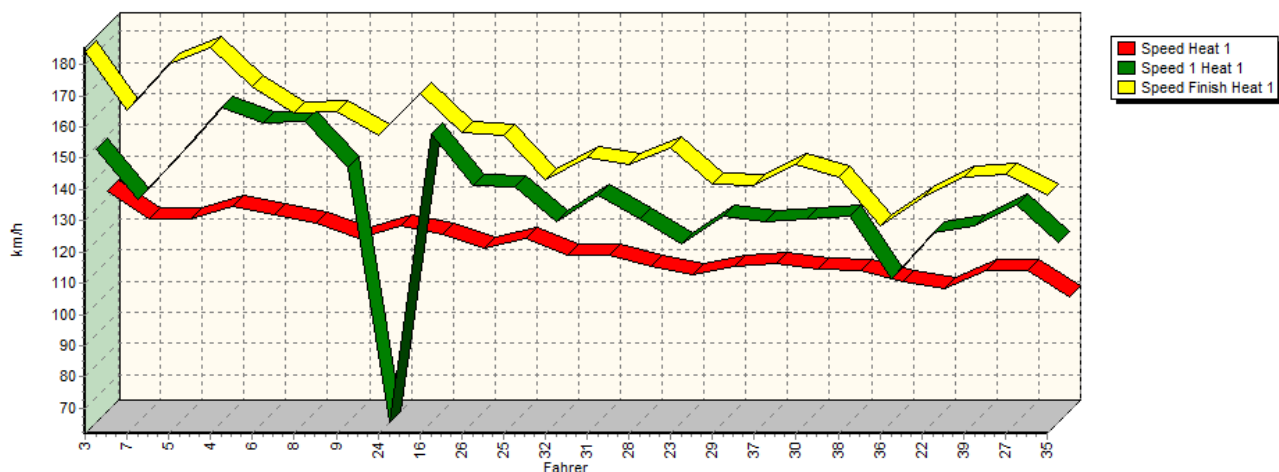


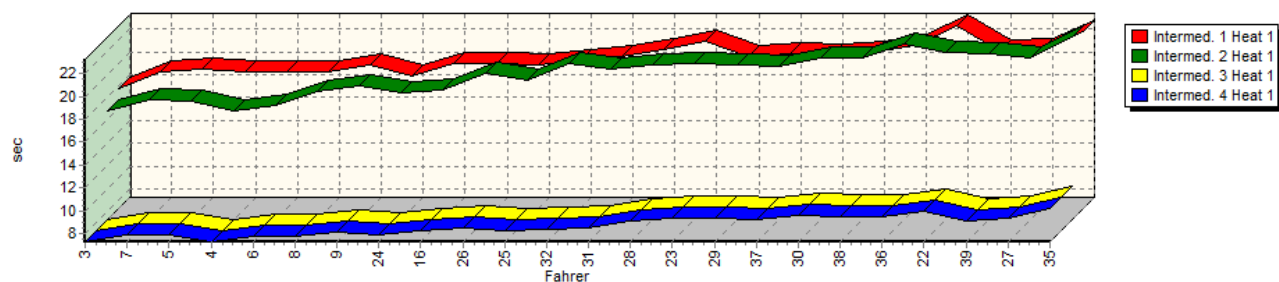


Intermediates & Speeds - Category 2 Competition Cars Group E2-SS

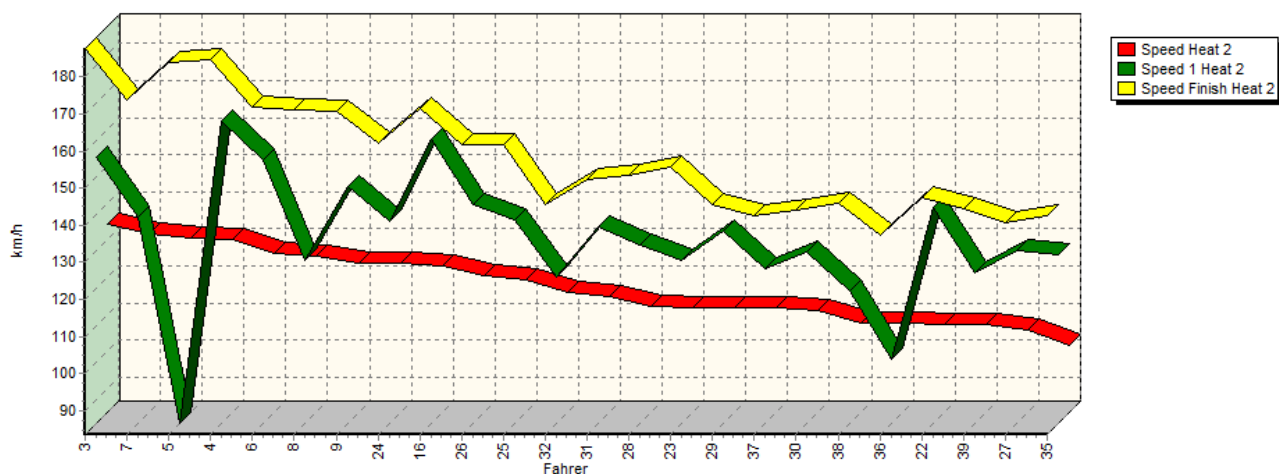
Speed-Diagramm Lauf 1



Sektor-Diagramm (Rest) Lauf 1



Speed-Diagramm Lauf 2



CLASSIFICATIONS

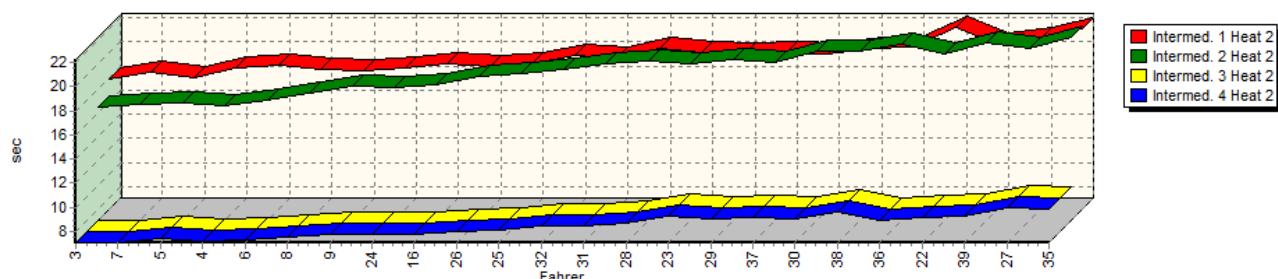
Eschdorf (LUX) | 11-12.10.2014



FIA
HILL CLIMB
MASTERS

Intermediates & Speeds - Category 2 Competition Cars Group E2-SS

Sektor-Diagramm (Rest) Lauf 2



| Rk. | No. | Intermed. 1 | | Intermed. 2 | | Speed 1 | Intermed. 3 | Intermed. 4 | Speed Finish | Time | Avg. Speed |
|-----|-----|---------------------------|-----------|-----------------------------|-------------|-----------|-------------|-------------|--------------|-------------|------------|
| 1 | 3 | BERGUERAND Eric | | Lola B99-Cosworth | | | | | | | |
| | | Heat 1: | 00:17.746 | 00:16.803 | 184,26 km/h | 00:07.253 | 00:08.439 | 149,45 km/h | 00:50.241 | 132,56 km/h | |
| | | Heat 2: | 00:17.812 | 00:16.477 | 187,67 km/h | 00:07.076 | 00:08.266 | 155,22 km/h | 00:49.631 | 134,19 km/h | |
| 2 | 7 | SCHATZ Geoffrey | | Reynard 95D-Mugen | | | | | | | |
| | | Heat 1: | 00:19.275 | 00:17.726 | 165,55 km/h | 00:07.902 | 00:09.056 | 133,22 km/h | 00:53.959 | 123,43 km/h | |
| | | Heat 2: | 00:18.415 | 00:16.684 | 173,64 km/h | 00:07.115 | 00:08.398 | 139,31 km/h | 00:50.612 | 131,59 km/h | |
| 3 | 5 | HAUSER David | | Wolf GB08F1 | | | | | | | |
| | | Heat 1: | 00:19.509 | 00:17.606 | 180,07 km/h | 00:07.839 | 00:08.999 | 147,73 km/h | 00:53.953 | 123,44 km/h | |
| | | Heat 2: | 00:17.915 | 00:16.806 | 183,97 km/h | 00:07.372 | 00:08.986 | 83,49 km/h | 00:51.079 | 130,39 km/h | |
| 4 | 4 | BENES Milos | | Osella FA30-Zytek | | | | | | | |
| | | Heat 1: | 00:19.251 | 00:16.748 | 185,47 km/h | 00:07.279 | 00:08.919 | 162,67 km/h | 00:52.197 | 127,59 km/h | |
| | | Heat 2: | 00:18.720 | 00:16.567 | 184,57 km/h | 00:07.140 | 00:08.765 | 165,29 km/h | 00:51.192 | 130,10 km/h | |
| 5 | 6 | BORMOLINI Fausto | | Reynard K02-Mugen | | | | | | | |
| | | Heat 1: | 00:19.269 | 00:17.285 | 173,04 km/h | 00:07.700 | 00:09.069 | 157,99 km/h | 00:53.323 | 124,90 km/h | |
| | | Heat 2: | 00:18.963 | 00:17.024 | 171,77 km/h | 00:07.265 | 00:09.410 | 154,69 km/h | 00:52.662 | 126,47 km/h | |
| 6 | 8 | THOMAS Alban | | Reynard 01KL-Mugen | | | | | | | |
| | | Heat 1: | 00:19.182 | 00:18.457 | 164,59 km/h | 00:07.711 | 00:09.278 | 158,09 km/h | 00:54.628 | 121,91 km/h | |
| | | Heat 2: | 00:18.608 | 00:17.584 | 171,13 km/h | 00:07.566 | 00:09.315 | 127,64 km/h | 00:53.073 | 125,49 km/h | |
| 7 | 9 | RIVA Tiziano | | Reynard 92D-Cosworth | | | | | | | |
| | | Heat 1: | 00:19.842 | 00:19.013 | 164,93 km/h | 00:08.148 | 00:09.801 | 143,55 km/h | 00:56.804 | 117,24 km/h | |
| | | Heat 2: | 00:18.567 | 00:18.203 | 170,85 km/h | 00:07.754 | 00:09.289 | 147,40 km/h | 00:53.813 | 123,76 km/h | |
| 8 | 24 | RITCHEN Billy | | Dallara F303-05-Mercedes | | | | | | | |
| | | Heat 1: | 00:18.899 | 00:18.328 | 157,24 km/h | 00:07.876 | 00:09.893 | 61,84 km/h | 00:54.996 | 121,10 km/h | |
| | | Heat 2: | 00:18.816 | 00:18.116 | 162,08 km/h | 00:07.783 | 00:09.154 | 138,13 km/h | 00:53.869 | 123,63 km/h | |
| 9 | 16 | ROLLINGER Tommy | | Osella FA30-Zytek | | | | | | | |
| | | Heat 1: | 00:19.934 | 00:18.614 | 170,59 km/h | 00:08.265 | 00:09.485 | 154,14 km/h | 00:56.298 | 118,30 km/h | |
| | | Heat 2: | 00:19.088 | 00:18.251 | 171,56 km/h | 00:07.767 | 00:09.017 | 160,05 km/h | 00:54.123 | 123,05 km/h | |
| 10 | 26 | LOEUILLEUX Anthony | | Tatuus Formula Master-Honda | | | | | | | |
| | | Heat 1: | 00:19.996 | 00:20.104 | 158,06 km/h | 00:08.501 | 00:09.688 | 137,58 km/h | 00:58.289 | 114,26 km/h | |
| | | Heat 2: | 00:18.936 | 00:18.960 | 161,59 km/h | 00:08.033 | 00:09.358 | 142,58 km/h | 00:55.287 | 120,46 km/h | |
| 11 | 25 | BUCKINGHAM Paul | | Dallara F305/7-Mercedes HWA | | | | | | | |
| | | Heat 1: | 00:19.829 | 00:19.489 | 157,24 km/h | 00:08.203 | 00:09.344 | 137,35 km/h | 00:56.865 | 117,12 km/h | |
| | | Heat 2: | 00:19.073 | 00:19.275 | 161,59 km/h | 00:08.156 | 00:09.298 | 138,49 km/h | 00:55.802 | 119,35 km/h | |
| 12 | 32 | TRNKA Petr | | Gloria C8FT-Yamaha | | | | | | | |
| | | Heat 1: | 00:20.165 | 00:20.933 | 143,26 km/h | 00:08.395 | 00:10.018 | 125,92 km/h | 00:59.511 | 111,91 km/h | |
| | | Heat 2: | 00:19.761 | 00:19.623 | 145,62 km/h | 00:08.429 | 00:09.700 | 122,87 km/h | 00:57.513 | 115,80 km/h | |



UNION DES PILOTES
LUXEMBOURG



CLASSIFICATIONS

Eschdorf (LUX) | 11-12.10.2014



Intermediates & Speeds - Category 2 Competition Cars Group E2-SS

| Rk. | No. | | Intermed. 1 | Intermed. 2 | Speed 1 | Intermed. 3 | Intermed. 4 | Speed Finish | Time | Avg. Speed |
|-----|-----|-------------------------|-------------|-----------------------------|-------------|-------------|-------------|--------------|-----------|-------------|
| 13 | 31 | SVOBODA Milan | | Dallara JSC 302-Opel | | | | | | |
| | | Heat 1: | 00:20.529 | 00:20.453 | 150,36 km/h | 00:08.534 | 00:10.148 | 134,80 km/h | 00:59.664 | 111,63 km/h |
| | | Heat 2: | 00:19.622 | 00:20.037 | 152,24 km/h | 00:08.499 | 00:09.885 | 136,64 km/h | 00:58.043 | 114,74 km/h |
| 14 | 28 | CANTE Cécile | | Dallara F306-Mercedes | | | | | | |
| | | Heat 1: | 00:21.165 | 00:20.847 | 147,92 km/h | 00:09.069 | 00:10.345 | 127,05 km/h | 01:01.426 | 108,42 km/h |
| | | Heat 2: | 00:20.338 | 00:20.309 | 153,40 km/h | 00:08.648 | 00:10.149 | 131,47 km/h | 00:59.444 | 112,04 km/h |
| 15 | 23 | ROASIO Maurizio | | Osella FA30-Zytek | | | | | | |
| | | Heat 1: | 00:21.908 | 00:20.987 | 153,35 km/h | 00:09.276 | 00:10.786 | 118,91 km/h | 01:02.957 | 105,79 km/h |
| | | Heat 2: | 00:20.075 | 00:20.054 | 155,56 km/h | 00:09.298 | 00:10.117 | 127,37 km/h | 00:59.544 | 111,85 km/h |
| 16 | 29 | DEBRUYNE Frank | | Dallara F303-Opel | | | | | | |
| | | Heat 1: | 00:20.553 | 00:20.853 | 141,86 km/h | 00:09.286 | 00:10.714 | 127,75 km/h | 01:01.406 | 108,46 km/h |
| | | Heat 2: | 00:19.901 | 00:20.400 | 145,70 km/h | 00:09.035 | 00:10.226 | 135,45 km/h | 00:59.562 | 111,82 km/h |
| 17 | 37 | MEIERS Robert | | Dallara F300-Toyota | | | | | | |
| | | Heat 1: | 00:20.871 | 00:20.698 | 141,18 km/h | 00:09.203 | 00:10.324 | 126,05 km/h | 01:01.096 | 109,01 km/h |
| | | Heat 2: | 00:20.026 | 00:20.154 | 142,53 km/h | 00:09.129 | 00:10.372 | 125,31 km/h | 00:59.681 | 111,59 km/h |
| 18 | 30 | NOVY Lubor | | Dallara JSC 302-Opel Spiess | | | | | | |
| | | Heat 1: | 00:20.645 | 00:21.491 | 147,85 km/h | 00:09.534 | 00:10.366 | 127,06 km/h | 01:02.036 | 107,36 km/h |
| | | Heat 2: | 00:19.895 | 00:21.105 | 144,12 km/h | 00:09.054 | 00:09.974 | 129,72 km/h | 01:00.028 | 110,95 km/h |
| 19 | 38 | LINDEN Léon | | Dallara F304-Opel | | | | | | |
| | | Heat 1: | 00:20.897 | 00:21.429 | 143,81 km/h | 00:09.411 | 00:10.545 | 127,88 km/h | 01:02.282 | 106,93 km/h |
| | | Heat 2: | 00:20.382 | 00:21.068 | 145,94 km/h | 00:09.580 | 00:10.802 | 119,15 km/h | 01:01.832 | 107,71 km/h |
| 20 | 36 | WOLPERT Mathieu | | BSR 389 F3-VW | | | | | | |
| | | Heat 1: | 00:21.537 | 00:22.656 | 128,52 km/h | 00:09.482 | 00:10.824 | 107,80 km/h | 01:04.499 | 103,26 km/h |
| | | Heat 2: | 00:20.509 | 00:21.705 | 137,26 km/h | 00:08.969 | 00:10.799 | 100,78 km/h | 01:01.982 | 107,45 km/h |
| 21 | 22 | PITORRI Maurizio | | Osella FA30-Zytek | | | | | | |
| | | Heat 1: | 00:23.263 | 00:21.919 | 137,27 km/h | 00:09.896 | 00:10.851 | 122,64 km/h | 01:05.929 | 101,02 km/h |
| | | Heat 2: | 00:22.093 | 00:20.807 | 147,41 km/h | 00:09.173 | 00:10.147 | 141,90 km/h | 01:02.220 | 107,04 km/h |
| 22 | 39 | BRAQUET Roland | | Tatuus FR2000-Renault | | | | | | |
| | | Heat 1: | 00:21.080 | 00:21.797 | 144,18 km/h | 00:09.047 | 00:10.434 | 124,59 km/h | 01:02.358 | 106,80 km/h |
| | | Heat 2: | 00:20.777 | 00:21.820 | 144,30 km/h | 00:09.241 | 00:10.395 | 123,96 km/h | 01:02.233 | 107,02 km/h |
| 23 | 27 | MANDL Anton | | Dallara F301-Opel Spiess | | | | | | |
| | | Heat 1: | 00:21.202 | 00:21.376 | 144,97 km/h | 00:09.326 | 00:10.453 | 131,39 km/h | 01:02.357 | 106,81 km/h |
| | | Heat 2: | 00:21.201 | 00:21.311 | 140,84 km/h | 00:09.954 | 00:10.624 | 130,24 km/h | 01:03.090 | 105,56 km/h |
| 24 | 35 | FOLTA Sebastian | | Lotus-Opel | | | | | | |
| | | Heat 1: | 00:22.723 | 00:23.268 | 138,12 km/h | 00:10.153 | 00:11.660 | 119,43 km/h | 01:07.804 | 98,22 km/h |
| | | Heat 2: | 00:22.061 | 00:22.240 | 142,68 km/h | 00:09.805 | 00:11.460 | 129,15 km/h | 01:05.566 | 101,58 km/h |



Yves Thommes (Clerk of the course)
12.10.2014 - 09:02



Thomas Stoll (Timekeeper)
Page: 3 of 3

