

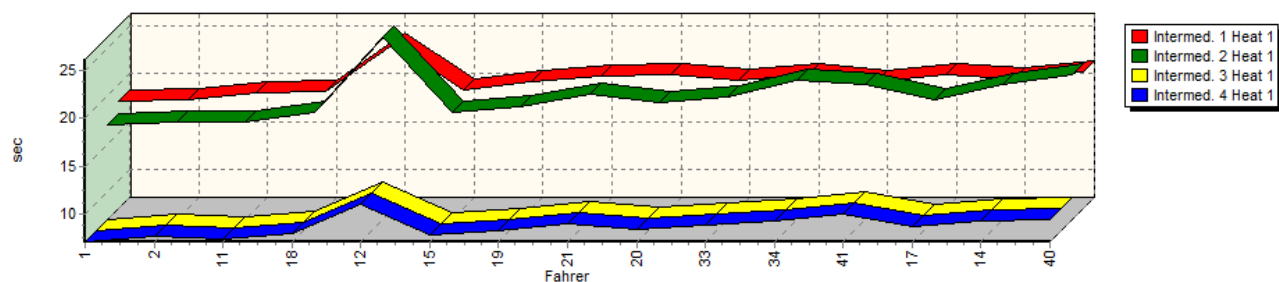


Intermediates & Speeds - Category 2 Competition Cars Group CN/E2-SC

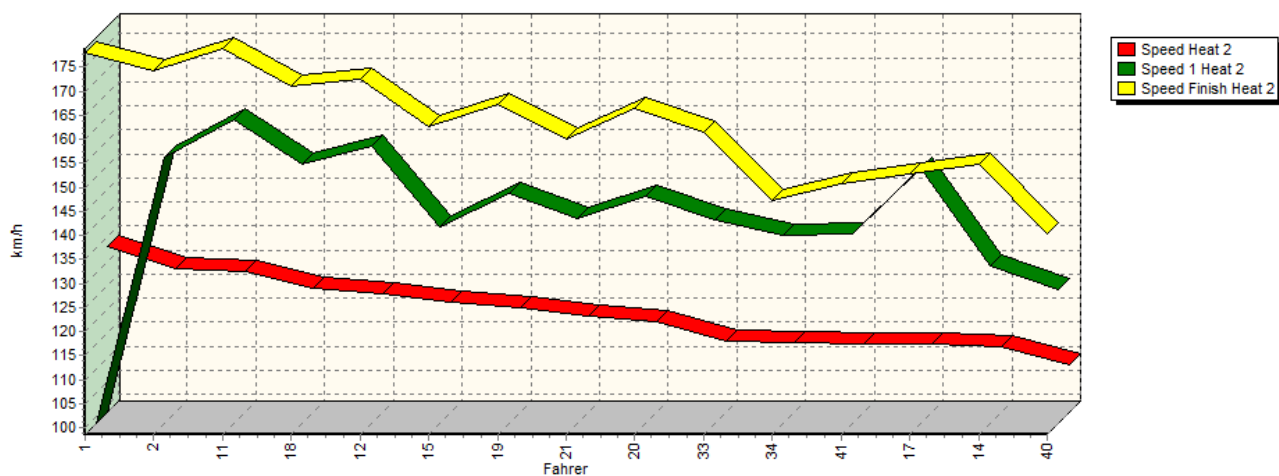
Speed-Diagramm Lauf 1



Sektor-Diagramm (Rest) Lauf 1



Speed-Diagramm Lauf 2



CLASSIFICATIONS

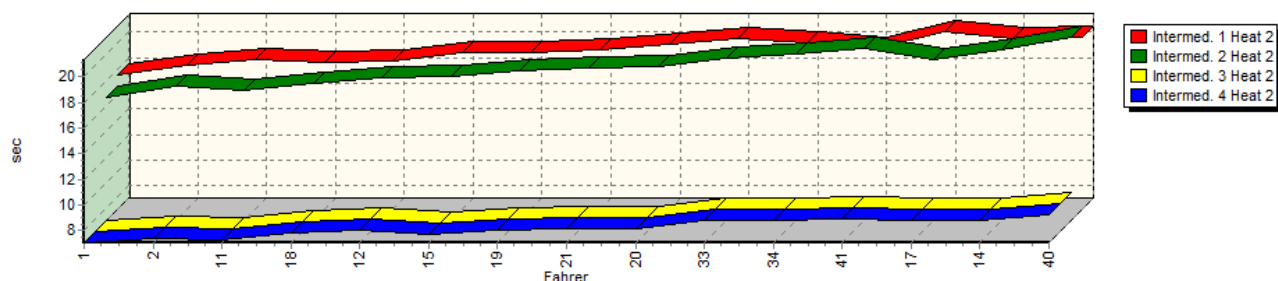
Eschdorf (LUX) | 11-12.10.2014



FIA
HILL CLIMB
MASTERS

Intermediates & Speeds - Category 2 Competition Cars Group CN/E2-SC

Sektor-Diagramm (Rest) Lauf 2



Rk.	No.		Intermed. 1	Intermed. 2	Speed 1	Intermed. 3	Intermed. 4	Speed Finish	Time	Avg. Speed
1	1	FAGGIOLI Simone	Norma M20 FC-Zytek							
		Heat 1:	00:18.264	00:16.957	175,28 km/h	00:07.101	00:08.961	111,47 km/h	00:51.283	129,87 km/h
		Heat 2:	00:17.489	00:16.638	177,86 km/h	00:07.037	00:08.860	98,62 km/h	00:50.024	133,14 km/h
2	2	MERLI Christian	Osella Pa2000-Honda							
		Heat 1:	00:18.394	00:17.305	169,01 km/h	00:07.665	00:08.860	156,42 km/h	00:52.224	127,53 km/h
		Heat 2:	00:18.262	00:17.497	174,16 km/h	00:07.325	00:08.776	153,86 km/h	00:51.860	128,42 km/h
3	11	ZAJELNIK Patrik	Norma M20 F-Mugen							
		Heat 1:	00:19.203	00:17.300	169,93 km/h	00:07.408	00:09.103	162,63 km/h	00:53.014	125,63 km/h
		Heat 2:	00:18.750	00:17.171	178,84 km/h	00:07.234	00:08.900	161,73 km/h	00:52.055	127,94 km/h
4	18	MARCHAL Jacques	Norma M20 F-BMW							
		Heat 1:	00:19.349	00:18.246	168,91 km/h	00:07.997	00:09.535	153,56 km/h	00:55.127	120,81 km/h
		Heat 2:	00:18.505	00:17.755	170,99 km/h	00:07.844	00:09.429	152,59 km/h	00:53.533	124,41 km/h
5	12	DE CONINCK Jelle	Norma M20 F-BMW							
		Heat 1:	00:24.205	00:26.149	127,78 km/h	00:11.028	00:11.570	102,61 km/h	01:12.952	91,29 km/h
		Heat 2:	00:18.668	00:18.133	172,42 km/h	00:08.035	00:09.255	156,35 km/h	00:54.091	123,13 km/h
6	15	MAGLIONA Omar	Osella Pa21 S Evo-Honda							
		Heat 1:	00:19.507	00:18.363	161,09 km/h	00:07.789	00:09.564	138,09 km/h	00:55.223	120,60 km/h
		Heat 2:	00:19.267	00:18.303	162,61 km/h	00:07.723	00:09.519	139,51 km/h	00:54.812	121,51 km/h
7	19	HUBERT Martine	Norma M20 F-BMW							
		Heat 1:	00:20.401	00:18.831	163,92 km/h	00:08.296	00:09.638	148,77 km/h	00:57.166	116,50 km/h
		Heat 2:	00:19.285	00:18.706	167,38 km/h	00:08.017	00:09.340	146,29 km/h	00:55.348	120,33 km/h
8	21	HUBERT Georges	Norma M20 F-BMW							
		Heat 1:	00:20.863	00:20.257	157,07 km/h	00:08.941	00:10.104	142,10 km/h	01:00.165	110,70 km/h
		Heat 2:	00:19.480	00:18.930	160,10 km/h	00:08.157	00:09.571	141,30 km/h	00:56.138	118,63 km/h
9	20	GONAY Emmanuel	Norma M20 F-BMW							
		Heat 1:	00:21.020	00:19.327	164,57 km/h	00:08.385	00:09.974	138,33 km/h	00:58.706	113,45 km/h
		Heat 2:	00:19.975	00:19.018	166,30 km/h	00:08.106	00:09.586	145,78 km/h	00:56.685	117,49 km/h
10	33	BOVIER Jean-Pierre	Osella PA20 S-BMW							
		Heat 1:	00:20.441	00:19.933	154,99 km/h	00:08.779	00:10.115	141,30 km/h	00:59.268	112,37 km/h
		Heat 2:	00:20.372	00:19.758	161,53 km/h	00:08.815	00:09.803	140,84 km/h	00:58.748	113,37 km/h
11	34	BORMOLINI Andrea	Osella PA21-Honda							
		Heat 1:	00:21.066	00:21.663	146,50 km/h	00:09.215	00:10.351	119,70 km/h	01:02.295	106,91 km/h
		Heat 2:	00:20.057	00:20.054	147,13 km/h	00:08.810	00:09.973	137,69 km/h	00:58.894	113,08 km/h
12	41	D'ACRI Francesco	Elia Avrio ST 09-Suzuki							
		Heat 1:	00:20.278	00:21.208	122,64 km/h	00:09.953	00:11.777	91,07 km/h	01:03.216	105,35 km/h
		Heat 2:	00:19.654	00:20.493	150,70 km/h	00:08.846	00:09.973	138,10 km/h	00:58.966	112,95 km/h



UNION DES PILOTES
LUXEMBOURG



CLASSIFICATIONS

Eschdorf (LUX) | 11-12.10.2014



FIA
HILL CLIMB
MASTERS

Intermediates & Speeds - Category 2 Competition Cars Group CN/E2-SC

Rk.	No.		Intermed. 1	Intermed. 2	Speed 1	Intermed. 3	Intermed. 4	Speed Finish	Time	Avg. Speed
13	17	MADRIAN Ferdinand		Norma M20 F-NME						
		Heat 1:	00:21.070	00:19.656	155,28 km/h	00:08.713	00:10.003	137,13 km/h	00:59.442	112,04 km/h
		Heat 2:	00:20.950	00:19.618	152,75 km/h	00:08.815	00:09.631	151,61 km/h	00:59.014	112,85 km/h
14	14	ZERLA Adriano		Osella Pa21 S Evo-Honda						
		Heat 1:	00:20.634	00:21.251	142,29 km/h	00:09.231	00:10.210	122,43 km/h	01:01.326	108,60 km/h
		Heat 2:	00:20.371	00:20.373	154,88 km/h	00:08.810	00:09.783	131,25 km/h	00:59.337	112,24 km/h
15	40	WOLPERT Uwe		UWR WFK 07-Honda						
		Heat 1:	00:21.322	00:22.275	139,00 km/h	00:09.420	00:10.924	125,44 km/h	01:03.941	104,16 km/h
		Heat 2:	00:20.425	00:21.349	140,42 km/h	00:09.188	00:10.416	126,41 km/h	01:01.378	108,51 km/h



UNION DES PILOTES
LUXEMBOURG



Yves Thommes (Clerk of the course)
12.10.2014 - 09:01



Thomas Stoll (Timekeeper)
Page: 3 of 3

