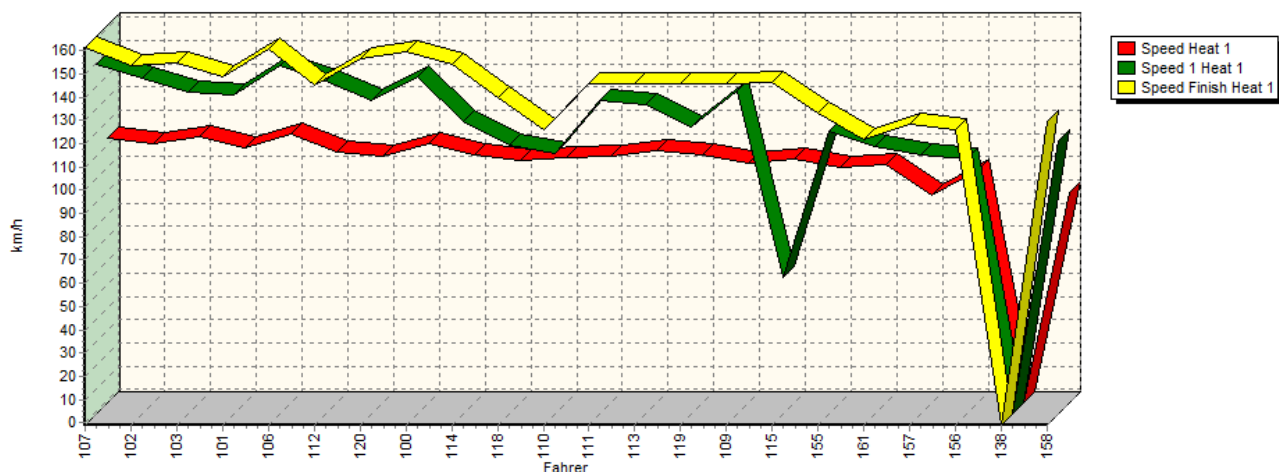


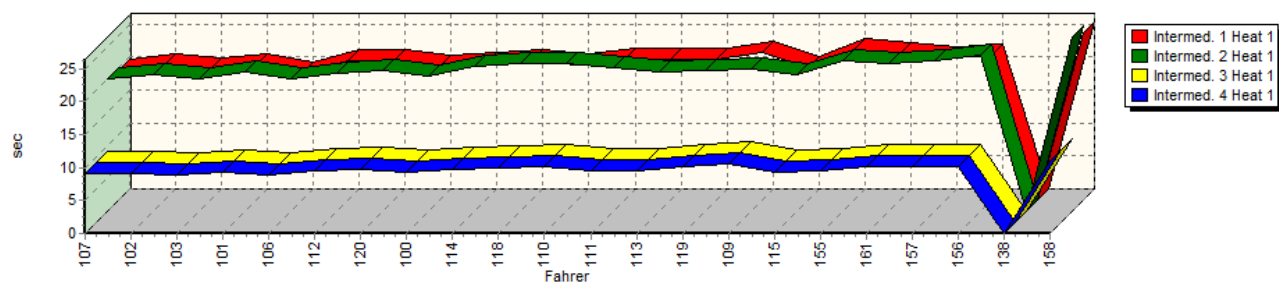


Intermediates & Speeds - Category 3 Open Group E1

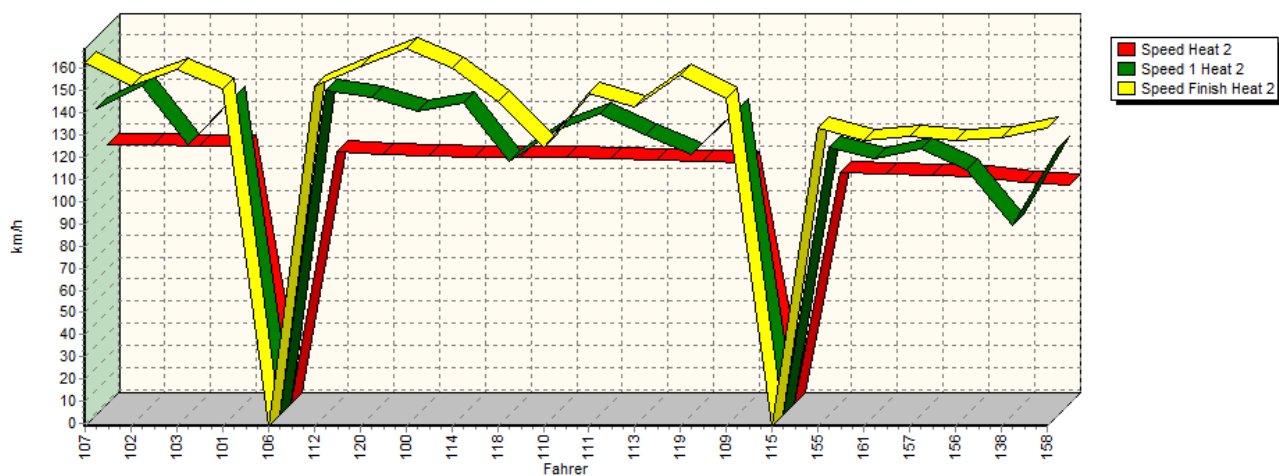
Speed-Diagramm Lauf 1



Sektor-Diagramm (Rest) Lauf 1



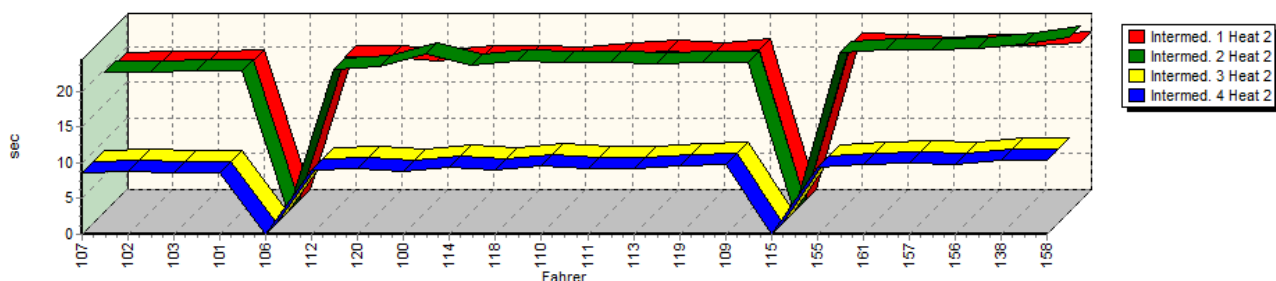
Speed-Diagramm Lauf 2





Intermediates & Speeds - Category 3 Open Group E1

Sektor-Diagramm (Rest) Lauf 2



Rk.	No.	Intermed. 1		Intermed. 2		Speed 1	Intermed. 3	Intermed. 4	Speed Finish	Time	Avg. Speed
1	107	SCHAGERL Karl		VW Golf Rallye TFSI-R							
		Heat 1:	00:19.670	00:20.078	161,34 km/h	00:09.155	00:10.146	149,64 km/h	00:59.049	112,79 km/h	
		Heat 2:	00:19.247	00:19.665	162,35 km/h	00:08.606	00:10.045	136,64 km/h	00:57.563	115,70 km/h	
2	102	STOLZ Herbert		Porsche 935 DP2							
		Heat 1:	00:20.501	00:20.621	153,75 km/h	00:09.022	00:10.242	143,25 km/h	01:00.386	110,29 km/h	
		Heat 2:	00:19.380	00:19.614	151,76 km/h	00:08.775	00:09.845	146,90 km/h	00:57.614	115,60 km/h	
3	103	BRATSCHI Ronnie		Mitsubishi Lancer Evo 8 EGMO							
		Heat 1:	00:19.924	00:19.999	154,49 km/h	00:08.829	00:10.006	137,64 km/h	00:58.758	113,35 km/h	
		Heat 2:	00:19.454	00:19.775	159,36 km/h	00:08.567	00:10.134	120,30 km/h	00:57.930	114,97 km/h	
4	101	GIULIANI Fulvio		Lancia Delta Evolution							
		Heat 1:	00:20.527	00:21.175	148,90 km/h	00:09.345	00:10.387	136,34 km/h	01:01.434	108,41 km/h	
		Heat 2:	00:19.521	00:19.704	150,51 km/h	00:08.681	00:10.142	141,77 km/h	00:58.048	114,73 km/h	
5	106	GABAT Andreas Ing.		Ford Escort Cosworth							
		Heat 1:	00:19.136	00:20.096	160,63 km/h	00:08.816	00:10.058	148,68 km/h	00:58.106	114,62 km/h	
		Heat 2:	*	*	* km/h	*	*	* km/h	*	* km/h	
6	112	DROTAR Igor		Skoda Fabia WRC							
		Heat 1:	00:21.112	00:20.992	145,07 km/h	00:09.451	00:10.631	142,00 km/h	01:02.186	107,10 km/h	
		Heat 2:	00:20.251	00:19.997	151,52 km/h	00:08.967	00:10.080	144,84 km/h	00:59.295	112,32 km/h	
7	120	MEIXNER Richard		Mitsubishi Lancer Evo VIII							
		Heat 1:	00:21.202	00:21.337	156,44 km/h	00:09.764	00:10.976	133,79 km/h	01:03.279	105,25 km/h	
		Heat 2:	00:20.266	00:20.276	160,34 km/h	00:09.133	00:10.319	141,45 km/h	00:59.994	111,01 km/h	
8	100	ZLATKOV Nikolay		Audi Quattro S1							
		Heat 1:	00:20.270	00:20.450	159,81 km/h	00:09.358	00:10.245	143,68 km/h	01:00.323	110,41 km/h	
		Heat 2:	00:19.519	00:22.051	168,58 km/h	00:08.862	00:09.969	135,59 km/h	01:00.401	110,26 km/h	
9	114	CERMAK Jan		Mitsubishi Colt Evo 600							
		Heat 1:	00:20.726	00:21.966	153,93 km/h	00:09.654	00:10.562	125,07 km/h	01:02.908	105,87 km/h	
		Heat 2:	00:20.074	00:20.558	159,94 km/h	00:09.316	00:10.599	139,17 km/h	01:00.547	110,00 km/h	
10	118	SBROLLINI Marco		Lancia Delta Evo							
		Heat 1:	00:21.208	00:22.495	139,87 km/h	00:09.826	00:10.903	114,81 km/h	01:04.432	103,36 km/h	
		Heat 2:	00:20.149	00:21.099	144,56 km/h	00:09.075	00:10.439	112,86 km/h	01:00.762	109,61 km/h	
11	110	PAILER Felix		Lancia Delta Integrale							
		Heat 1:	00:20.392	00:22.427	125,71 km/h	00:10.173	00:10.635	110,85 km/h	01:03.627	104,67 km/h	
		Heat 2:	00:19.928	00:20.960	123,96 km/h	00:09.594	00:10.359	126,57 km/h	01:00.841	109,46 km/h	
12	111	NEFF Frédéric		Porsche 996 Cup							
		Heat 1:	00:21.435	00:21.767	145,74 km/h	00:09.513	00:10.873	133,92 km/h	01:03.588	104,74 km/h	
		Heat 2:	00:20.562	00:20.908	148,40 km/h	00:09.125	00:10.569	134,06 km/h	01:01.164	108,89 km/h	

CLASSIFICATIONS

Eschdorf (LUX) | 11-12.10.2014



Intermediates & Speeds - Category 3 Open Group E1

Rk.	No.		Intermed. 1	Intermed. 2	Speed 1	Intermed. 3	Intermed. 4	Speed Finish	Time	Avg. Speed
13	113	SCHNELLMANN Roger	Mitsubishi Lancer Evo 8 J-Spec							
		Heat 1:	00:21.233	00:21.030	145,86 km/h	00:09.570	00:10.182	131,87 km/h	01:02.015	107,39 km/h
		Heat 2:	00:20.955	00:20.740	142,47 km/h	00:09.152	00:10.444	124,86 km/h	01:01.291	108,66 km/h
14	119	EDWARDS Keith	Audi Quattro S1 E2							
		Heat 1:	00:21.245	00:21.409	146,05 km/h	00:10.105	00:10.428	122,65 km/h	01:03.187	105,40 km/h
		Heat 2:	00:20.485	00:21.010	156,58 km/h	00:09.638	00:10.670	115,85 km/h	01:01.803	107,76 km/h
15	109	RUCH René	Ferrari 355 GT							
		Heat 1:	00:22.340	00:21.615	146,04 km/h	00:10.619	00:10.794	137,68 km/h	01:05.368	101,88 km/h
		Heat 2:	00:21.136	00:20.958	145,95 km/h	00:09.824	00:10.347	136,06 km/h	01:02.265	106,96 km/h
16	115	GRZESINSKI Rafal	Mitsubishi Lancer Evo VS							
		Heat 1:	00:19.975	00:20.624	146,17 km/h	00:09.263	00:14.354	57,93 km/h	01:04.216	103,71 km/h
		Heat 2:	*	*	* km/h	*	*	* km/h	*	* km/h
17	155	SCHWILDEN Eric	Peugeot 205 GTI							
		Heat 1:	00:22.910	00:22.822	132,95 km/h	00:09.479	00:11.088	120,83 km/h	01:06.299	100,45 km/h
		Heat 2:	00:21.907	00:22.276	133,20 km/h	00:09.398	00:11.085	118,89 km/h	01:04.666	102,99 km/h
18	161	MARCHIONE Canio	Fiat 127							
		Heat 1:	00:22.085	00:22.472	121,71 km/h	00:10.164	00:10.882	113,86 km/h	01:05.603	101,52 km/h
		Heat 2:	00:21.658	00:22.678	127,56 km/h	00:09.762	00:11.055	114,00 km/h	01:05.153	102,22 km/h
19	157	SCHILLING Nico	Subaru Impreza WRX Sti							
		Heat 1:	00:21.530	00:22.798	128,38 km/h	00:10.221	00:20.864	110,20 km/h	01:15.413	88,31 km/h
		Heat 2:	00:21.347	00:22.676	128,87 km/h	00:10.032	00:11.377	118,79 km/h	01:05.432	101,78 km/h
20	156	VALENTINY Charel	Mitsubishi Lancer Evo 7							
		Heat 1:	00:22.031	00:23.578	125,91 km/h	00:10.036	00:11.800	108,53 km/h	01:07.445	98,75 km/h
		Heat 2:	00:21.713	00:22.828	127,01 km/h	00:09.781	00:11.594	109,02 km/h	01:05.916	101,04 km/h
21	138	BOTEZ Vasile Sorin	Mitsubishi Lancer Evo VI							
		Heat 1:	*	*	* km/h	*	*	* km/h	*	* km/h
		Heat 2:	00:21.644	00:23.493	128,26 km/h	00:10.464	00:11.882	84,03 km/h	01:07.483	98,69 km/h
22	158	TAUS Kerstin	Mitsubishi Evo							
		Heat 1:	00:25.266	00:26.408	129,78 km/h	00:10.993	00:11.937	116,57 km/h	01:14.604	89,27 km/h
		Heat 2:	00:22.167	00:24.476	132,80 km/h	00:10.418	00:11.217	118,99 km/h	01:08.278	97,54 km/h



Yves Thommes (Clerk of the course)
12.10.2014 - 09:00



Thomas Stoll (Timekeeper)
Page: 3 of 3

