

# CLASSIFICATIONS

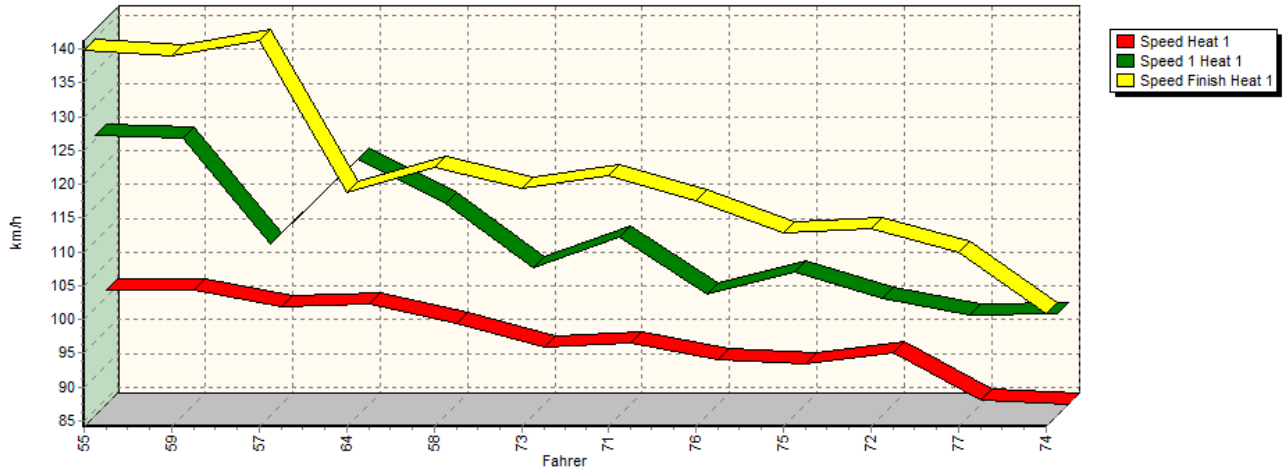
Eschdorf (LUX) | 11-12.10.2014



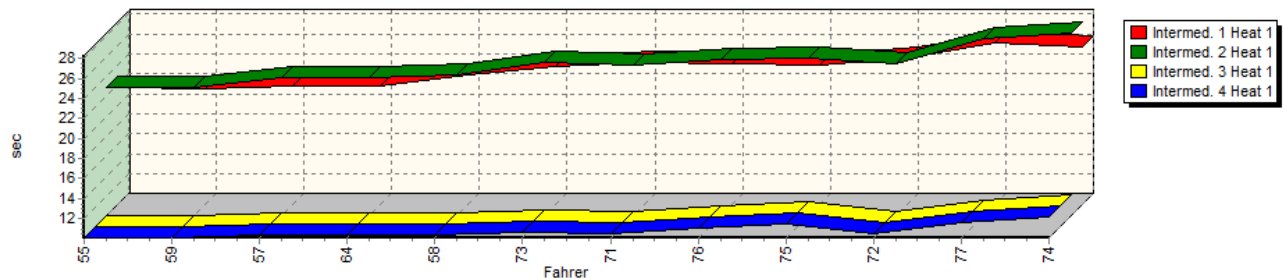
FIA  
HILL CLIMB  
MASTERS

## Intermediates & Speeds - Category 1 Production Cars Group A

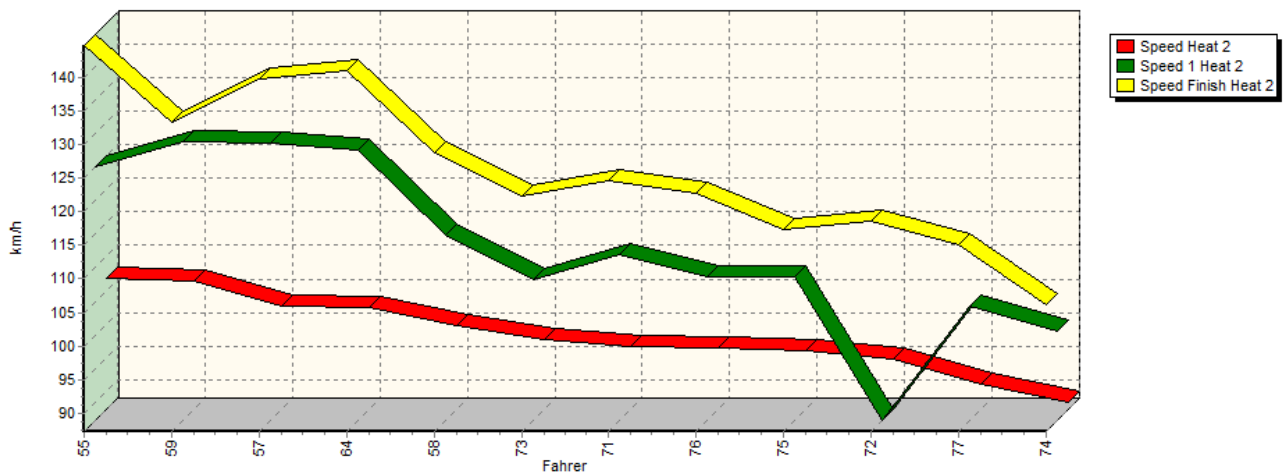
Speed-Diagramm Lauf 1



Sektor-Diagramm (Rest) Lauf 1



Speed-Diagramm Lauf 2



UNION DES PILOTES  
LUXEMBOURG



# CLASSIFICATIONS

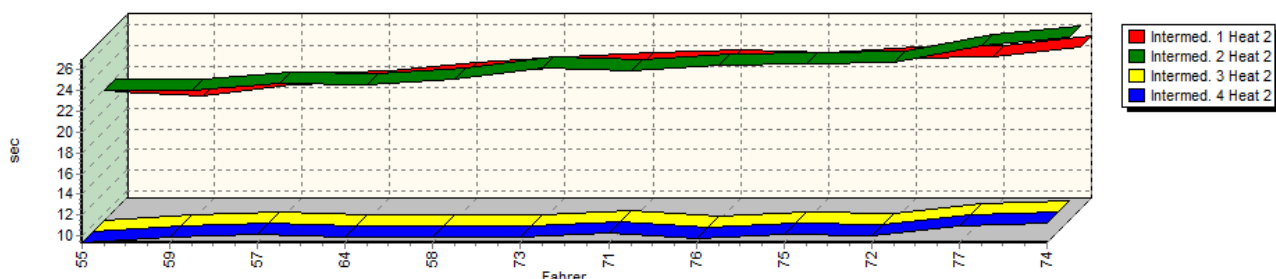
Eschdorf (LUX) | 11-12.10.2014



FIA  
HILL CLIMB  
MASTERS

## Intermediates & Speeds - Category 1 Production Cars Group A

Sektor-Diagramm (Rest) Lauf 2



Rk.	No.	Intermed. 1		Intermed. 2		Speed 1		Intermed. 3		Intermed. 4		Speed Finish		Time		Avg. Speed	
1	55	<b>MALY Jaromir</b>		Mitsubishi Lancer Evo VIII													
		Heat 1:	00:21.833	00:22.911		139,89 km/h		00:10.137		00:11.086		125,68 km/h		01:05.967		100,96 km/h	
		Heat 2:	00:20.601	00:21.862		144,83 km/h		00:09.350		00:10.584		125,03 km/h		01:02.397		106,74 km/h	
2	59	<b>SCHWEIGER Christian</b>		Mitsubishi Lancer Evo VIII													
		Heat 1:	00:21.675	00:22.914		139,04 km/h		00:10.089		00:11.188		125,23 km/h		01:05.866		101,11 km/h	
		Heat 2:	00:20.237	00:21.928		133,35 km/h		00:09.945		00:10.499		128,90 km/h		01:02.609		106,37 km/h	
3	57	<b>VOJACEK Lukas</b>		Mitsubishi Lancer Evo VIII													
		Heat 1:	00:21.858	00:23.797		141,25 km/h		00:10.357		00:11.625		109,45 km/h		01:07.637		98,47 km/h	
		Heat 2:	00:21.363	00:22.519		139,85 km/h		00:10.121		00:10.846		128,62 km/h		01:04.849		102,70 km/h	
4	64	<b>MASZCZYK Krzysztof</b>		Mitsubishi Lancer Evo													
		Heat 1:	00:21.880	00:23.810		118,86 km/h		00:10.422		00:11.226		121,99 km/h		01:07.338		98,90 km/h	
		Heat 2:	00:21.561	00:22.389		141,05 km/h		00:09.889		00:11.146		127,65 km/h		01:04.985		102,48 km/h	
5	58	<b>PEDRONI Gabriella</b>		Mitsubishi Lancer Evo VIII													
		Heat 1:	00:23.081	00:24.064		122,58 km/h		00:10.384		00:11.740		115,55 km/h		01:09.269		96,15 km/h	
		Heat 2:	00:22.448	00:22.988		128,87 km/h		00:09.843		00:11.559		114,85 km/h		01:06.838		99,64 km/h	
6	73	<b>STARCK Corentin</b>		Renault Clio 3 Cup													
		Heat 1:	00:23.910	00:25.317		119,42 km/h		00:10.658		00:12.109		106,07 km/h		01:11.994		92,51 km/h	
		Heat 2:	00:22.933	00:23.958		122,47 km/h		00:09.833		00:11.519		108,20 km/h		01:08.243		97,59 km/h	
7	71	<b>ARELLANO Hugo</b>		Citroën DS3 R3T													
		Heat 1:	00:24.213	00:25.047		121,21 km/h		00:10.446		00:11.799		110,48 km/h		01:11.505		93,14 km/h	
		Heat 2:	00:23.297	00:23.772		124,69 km/h		00:10.270		00:11.667		112,07 km/h		01:09.006		96,51 km/h	
8	76	<b>DONKELS Daniel</b>		Renault Clio 3 Cup													
		Heat 1:	00:24.180	00:25.643		117,45 km/h		00:11.016		00:12.502		102,15 km/h		01:13.341		90,81 km/h	
		Heat 2:	00:23.648	00:24.335		122,87 km/h		00:09.770		00:11.344		108,56 km/h		01:09.097		96,39 km/h	
9	75	<b>GOEDERT Georges</b>		Renault Clio 3 Cup													
		Heat 1:	00:24.036	00:25.782		112,75 km/h		00:11.513		00:12.514		105,42 km/h		01:13.845		90,19 km/h	
		Heat 2:	00:23.346	00:24.441		117,38 km/h		00:10.206		00:11.485		108,56 km/h		01:09.478		95,86 km/h	
10	72	<b>BRUCKNER Gilles</b>		Ford Fiesta													
		Heat 1:	00:24.744	00:25.256		113,37 km/h		00:10.560		00:11.981		101,51 km/h		01:12.541		91,81 km/h	
		Heat 2:	00:23.897	00:24.593		118,59 km/h		00:10.055		00:11.801		87,23 km/h		01:10.346		94,68 km/h	
11	77	<b>BECKER Sandra</b>		Alfa Romeo 147													
		Heat 1:	00:26.176	00:27.759		109,96 km/h		00:11.619		00:13.037		99,03 km/h		01:18.591		84,74 km/h	
		Heat 2:	00:24.061	00:26.121		115,07 km/h		00:10.902		00:12.182		104,22 km/h		01:13.266		90,90 km/h	
12	74	<b>PAVLU Dominik</b>		Renault Clio 3 Sport													
		Heat 1:	00:25.857	00:28.296		100,87 km/h		00:12.224		00:12.786		99,15 km/h		01:19.163		84,13 km/h	
		Heat 2:	00:24.895	00:26.974		106,22 km/h		00:11.251		00:12.300		100,53 km/h		01:15.420		88,31 km/h	



UNION DES PILOTES  
LUXEMBOURG



Yves Thommes (Clerk of the course)  
12.10.2014 - 09:00



Thomas Stoll (Timekeeper)  
Page: 2 of 2