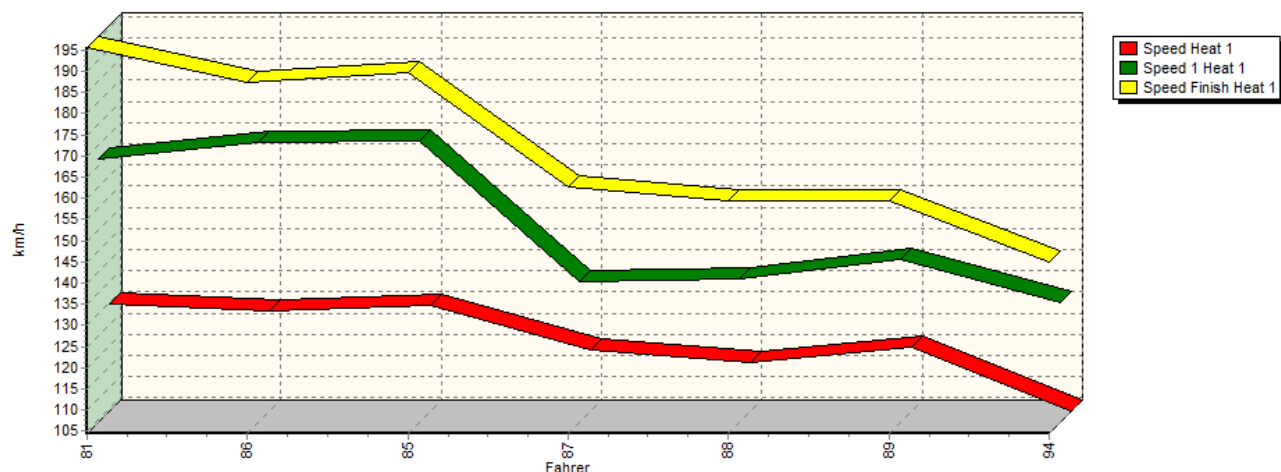


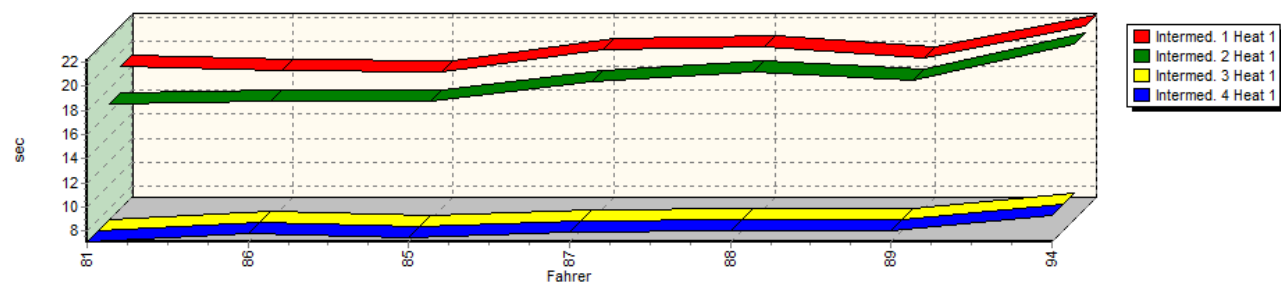


Intermediates & Speeds - Category 3 Open Group OpSS

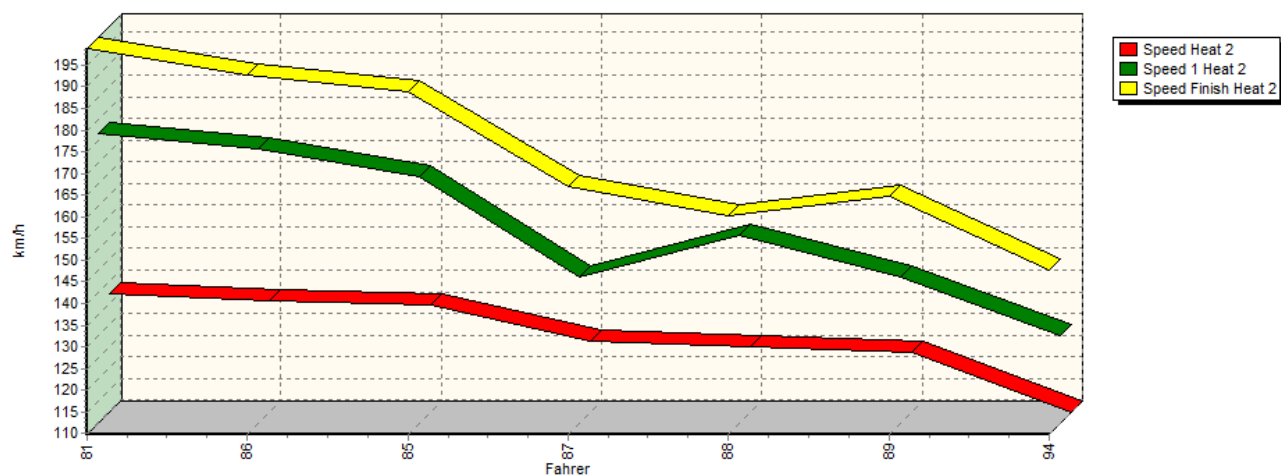
Speed-Diagramm Lauf 1



Sektor-Diagramm (Rest) Lauf 1



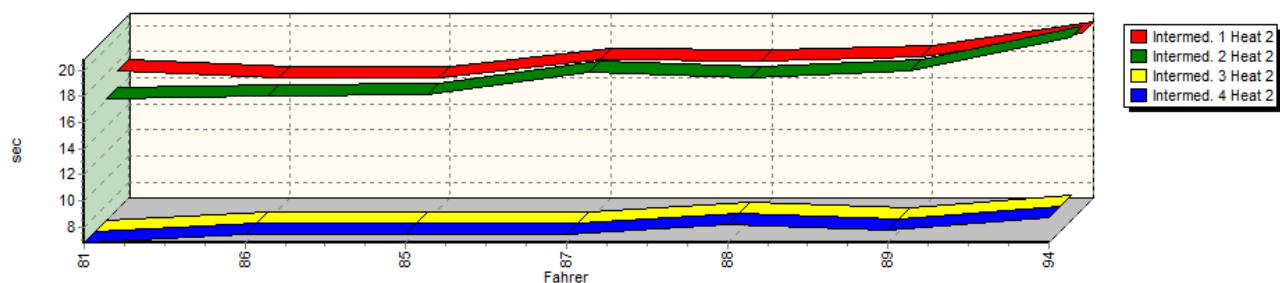
Speed-Diagramm Lauf 2



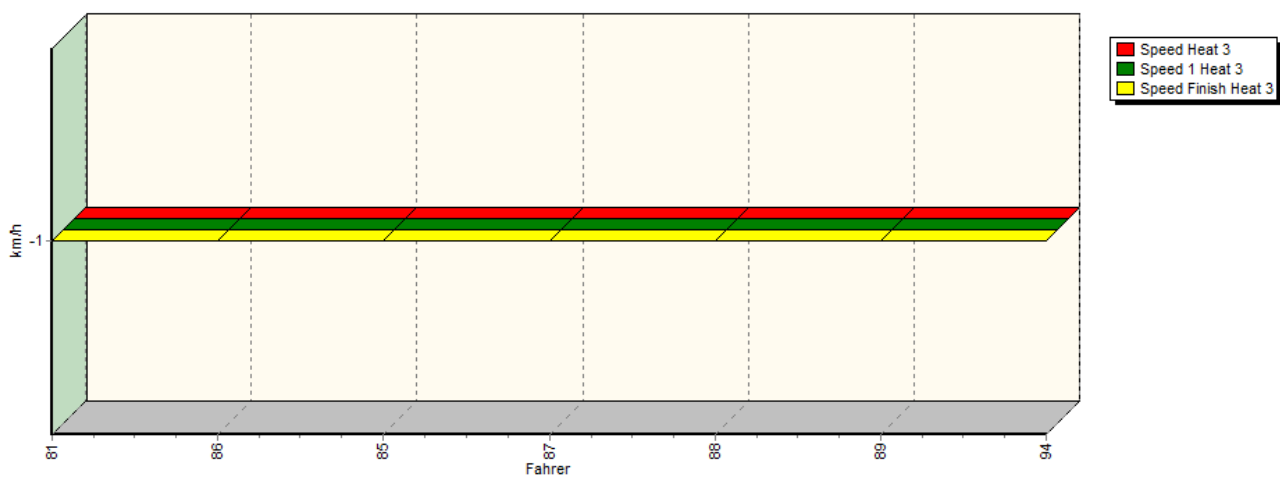


Intermediates & Speeds - Category 3 Open Group OpSS

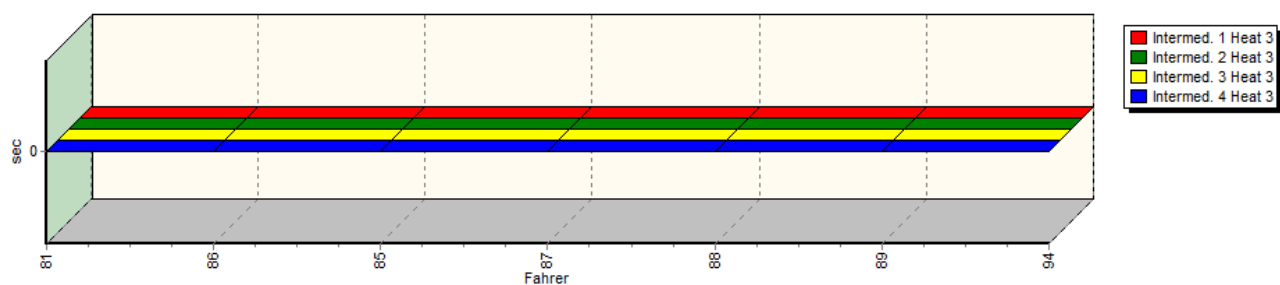
Sektor-Diagramm (Rest) Lauf 2



Speed-Diagramm Lauf 3



Sektor-Diagramm (Rest) Lauf 3



| Rk. | No. | | Intermed. 1 | Intermed. 2 | Speed 1 | Intermed. 3 | Intermed. 4 | Speed Finish | Time | Avg. Speed |
|-----|-----|--------------------|-----------------|-------------|-------------|-------------|-------------|--------------|-----------|-------------|
| 1 | 81 | MORAN Scott | Gould GR61X-NME | | | | | | | |
| | | Heat 1: | 00:18.867 | 00:16.713 | 195,59 km/h | 00:07.122 | 00:08.570 | 166,58 km/h | 00:51.272 | 129,90 km/h |
| | | Heat 2: | 00:17.399 | 00:16.062 | 198,81 km/h | 00:06.782 | 00:08.344 | 176,61 km/h | 00:48.587 | 137,07 km/h |
| | | Heat 3: | * | * | * km/h | * | * | * km/h | * | * km/h |

CLASSIFICATIONS

Eschdorf (LUX) | 11-12.10.2014



FIA
HILL CLIMB
MASTERS

Intermediates & Speeds - Category 3 Open Group OpSS

| Rk. | No. | | Intermed. 1 | Intermed. 2 | Speed 1 | Intermed. 3 | Intermed. 4 | Speed Finish | Time | Avg. Speed |
|-----|-----|-------------------------|-------------|-----------------------|-------------|-------------|-------------|--------------|-----------|-------------|
| 2 | 86 | HALL Will | | Force wh-xtec-Nissan | | | | | | |
| | | Heat 1: | 00:18.501 | 00:16.935 | 187,20 km/h | 00:07.843 | 00:08.726 | 170,57 km/h | 00:52.005 | 128,06 km/h |
| | | Heat 2: | 00:16.859 | 00:16.355 | 192,83 km/h | 00:07.428 | 00:08.538 | 173,17 km/h | 00:49.180 | 135,42 km/h |
| | | Heat 3: | * | * | * km/h | * | * | * km/h | * | * km/h |
| 3 | 85 | WILLIS Trevor | | OMS 28-RPE | | | | | | |
| | | Heat 1: | 00:18.469 | 00:16.898 | 189,63 km/h | 00:07.430 | 00:08.685 | 170,94 km/h | 00:51.482 | 129,36 km/h |
| | | Heat 2: | 00:16.854 | 00:16.477 | 188,94 km/h | 00:07.444 | 00:08.670 | 166,76 km/h | 00:49.445 | 134,70 km/h |
| | | Heat 3: | * | * | * km/h | * | * | * km/h | * | * km/h |
| 4 | 87 | WARWICK Darren | | Dallara F399-Vauxhall | | | | | | |
| | | Heat 1: | 00:20.232 | 00:18.567 | 162,82 km/h | 00:07.889 | 00:09.263 | 137,57 km/h | 00:55.951 | 119,03 km/h |
| | | Heat 2: | 00:18.306 | 00:18.176 | 166,99 km/h | 00:07.408 | 00:08.826 | 143,57 km/h | 00:52.716 | 126,34 km/h |
| | | Heat 3: | * | * | * km/h | * | * | * km/h | * | * km/h |
| 5 | 88 | NEW Tom | | Gould GR55-Judd | | | | | | |
| | | Heat 1: | 00:20.537 | 00:19.373 | 159,34 km/h | 00:08.041 | 00:09.445 | 138,40 km/h | 00:57.396 | 116,04 km/h |
| | | Heat 2: | 00:18.172 | 00:17.749 | 160,28 km/h | 00:08.134 | 00:09.195 | 153,08 km/h | 00:53.250 | 125,07 km/h |
| | | Heat 3: | * | * | * km/h | * | * | * km/h | * | * km/h |
| 6 | 89 | MCKINLEY Simon | | Lant RT2-Warrior | | | | | | |
| | | Heat 1: | 00:19.588 | 00:18.608 | 159,48 km/h | 00:08.040 | 00:09.438 | 143,10 km/h | 00:55.674 | 119,62 km/h |
| | | Heat 2: | 00:18.430 | 00:18.246 | 164,89 km/h | 00:07.761 | 00:09.402 | 143,68 km/h | 00:53.839 | 123,70 km/h |
| | | Heat 3: | * | * | * km/h | * | * | * km/h | * | * km/h |
| 7 | 94 | MCKINLEY Deirdre | | Reynard-Opel Lotus | | | | | | |
| | | Heat 1: | 00:22.227 | 00:21.626 | 144,88 km/h | 00:09.303 | 00:10.607 | 132,86 km/h | 01:03.763 | 104,45 km/h |
| | | Heat 2: | 00:20.297 | 00:20.828 | 147,57 km/h | 00:08.760 | 00:10.766 | 130,06 km/h | 01:00.651 | 109,81 km/h |
| | | Heat 3: | * | * | * km/h | * | * | * km/h | * | * km/h |



UNION DES PILOTES
LUXEMBOURG



Yves Thommes (Clerk of the course)
12.10.2014 - 16:30



Thomas Stoll (Timekeeper)
Page: 3 of 3