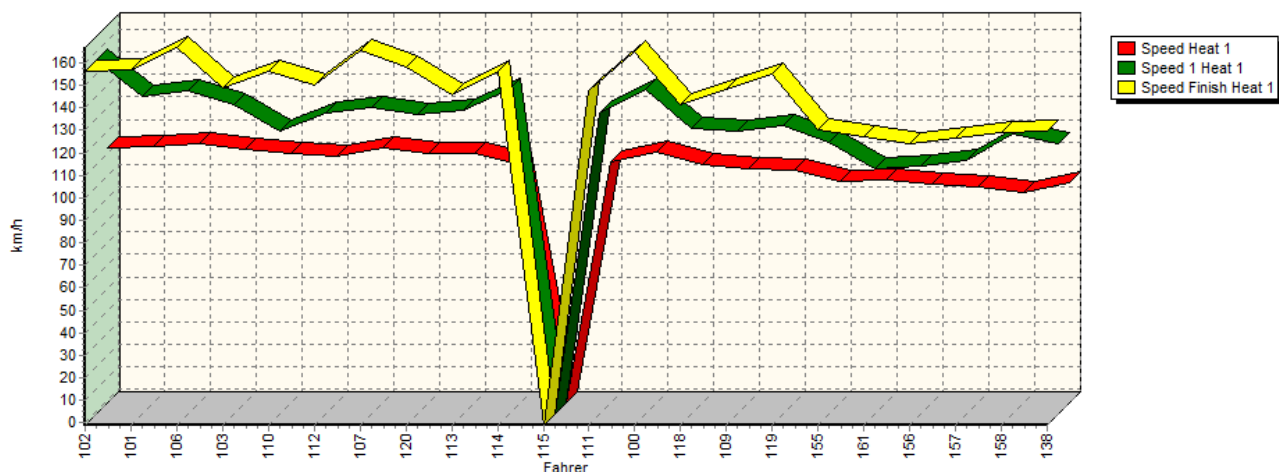


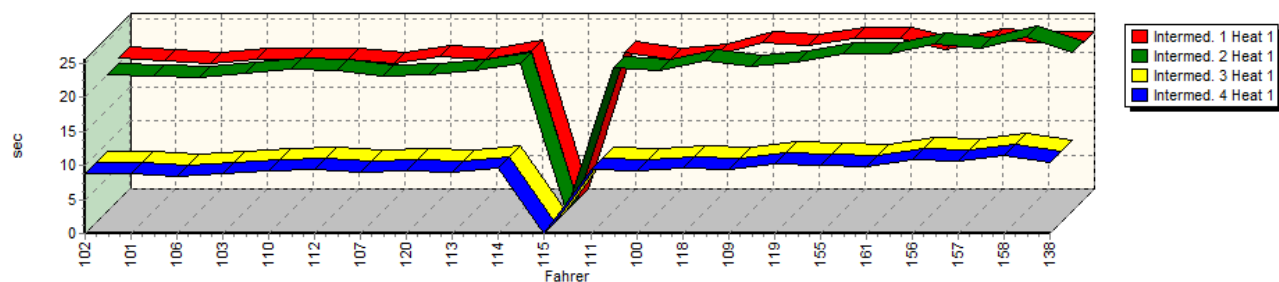


### Intermediates & Speeds - Category 3 Open Group E1

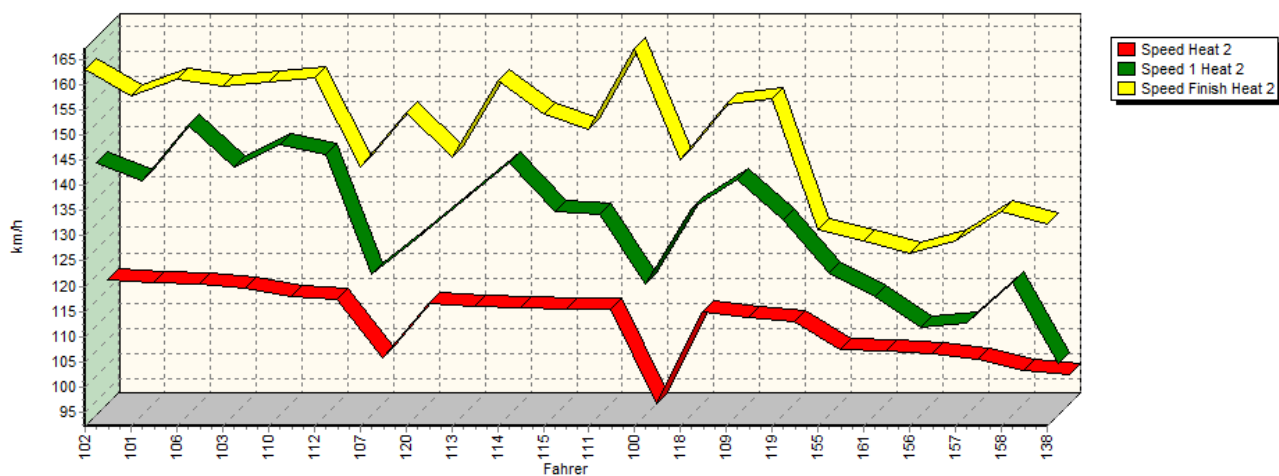
Speed-Diagramm Lauf 1



Sektor-Diagramm (Rest) Lauf 1



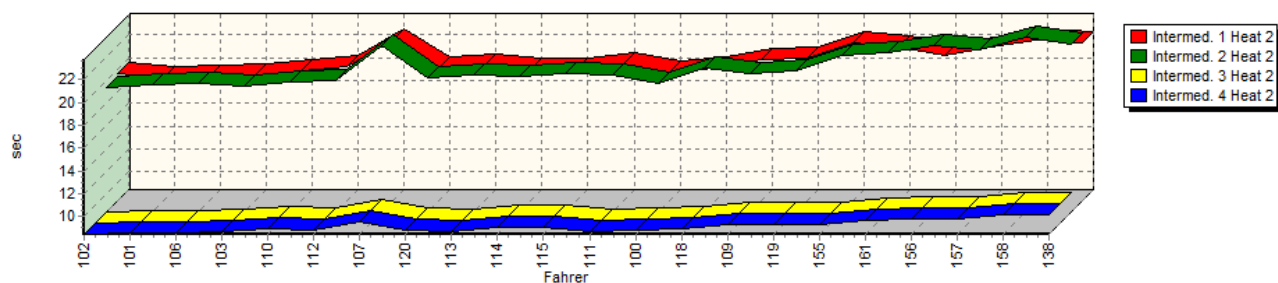
Speed-Diagramm Lauf 2



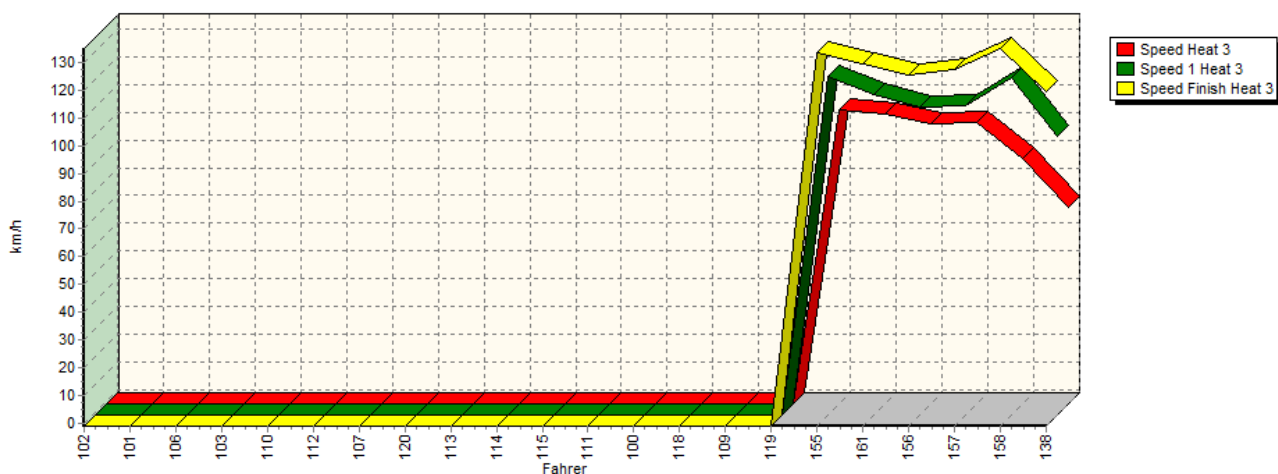


### Intermediates & Speeds - Category 3 Open Group E1

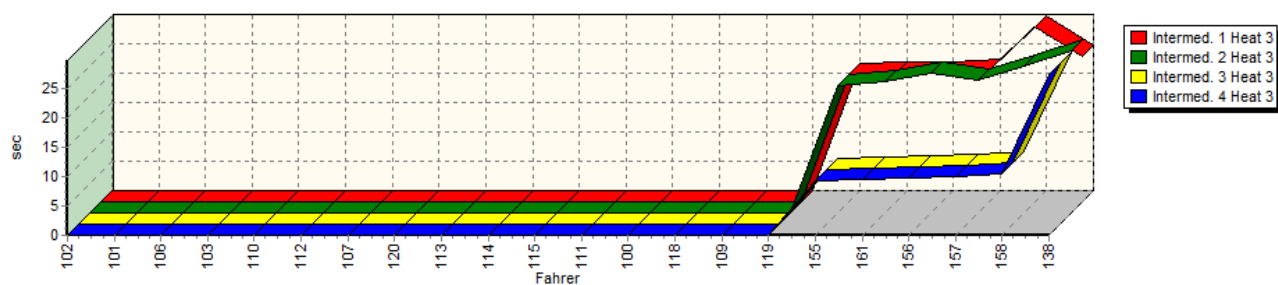
Sektor-Diagramm (Rest) Lauf 2



Speed-Diagramm Lauf 3



Sektor-Diagramm (Rest) Lauf 3



Rk.	No.		Intermed. 1	Intermed. 2	Speed 1	Intermed. 3	Intermed. 4	Speed Finish	Time	Avg. Speed
1	102	<b>STOLZ Herbert</b>	Porsche 935 DP2							
		Heat 1:	00:20.899	00:20.056	156,27 km/h	00:08.744	00:09.696	156,12 km/h	00:59.395	112,13 km/h
		Heat 2:	00:19.571	00:19.383	163,00 km/h	00:08.454	00:09.606	142,33 km/h	00:57.014	116,81 km/h
		Heat 3:	*	*	* km/h	*	*	* km/h	*	* km/h

# CLASSIFICATIONS

Eschdorf (LUX) | 11-12.10.2014



FIA  
HILL CLIMB  
MASTERS

## Intermediates & Speeds - Category 3 Open Group E1

Rk.	No.	Intermed. 1		Intermed. 2	Speed 1	Intermed. 3	Intermed. 4	Speed Finish	Time	Avg. Speed
2	101	<b>GIULIANI Fulvio</b>			Lancia Delta Evolution					
		Heat 1:	00:20.474	00:19.930	156,71 km/h	00:08.857	00:09.829	140,29 km/h	00:59.090	112,71 km/h
		Heat 2:	00:19.181	00:19.633	157,76 km/h	00:08.543	00:09.855	138,75 km/h	00:57.212	116,41 km/h
		Heat 3:	*	*	* km/h	*	*	* km/h	*	* km/h
3	106	<b>GABAT Andreas Ing.</b>			Ford Escort Cosworth					
		Heat 1:	00:20.066	00:19.563	166,76 km/h	00:08.457	00:10.161	142,43 km/h	00:58.247	114,34 km/h
		Heat 2:	00:19.360	00:19.703	161,06 km/h	00:08.541	00:09.852	149,81 km/h	00:57.456	115,91 km/h
		Heat 3:	*	*	* km/h	*	*	* km/h	*	* km/h
4	103	<b>BRATSCHI Ronnie</b>			Mitsubishi Lancer Evo 8 EGMO					
		Heat 1:	00:20.629	00:20.270	148,71 km/h	00:08.809	00:09.950	136,34 km/h	00:59.658	111,64 km/h
		Heat 2:	00:19.500	00:19.462	159,77 km/h	00:08.640	00:10.155	141,54 km/h	00:57.757	115,31 km/h
		Heat 3:	*	*	* km/h	*	*	* km/h	*	* km/h
5	110	<b>PAILER Felix</b>			Lancia Delta Integrale					
		Heat 1:	00:20.652	00:20.849	156,08 km/h	00:09.134	00:10.027	124,90 km/h	01:00.662	109,79 km/h
		Heat 2:	00:19.865	00:19.864	160,56 km/h	00:09.004	00:09.918	145,91 km/h	00:58.651	113,55 km/h
		Heat 3:	*	*	* km/h	*	*	* km/h	*	* km/h
6	112	<b>DROTAR Igor</b>			Skoda Fabia WRC					
		Heat 1:	00:20.775	00:20.685	149,76 km/h	00:09.459	00:10.291	132,92 km/h	01:01.210	108,80 km/h
		Heat 2:	00:20.167	00:19.936	161,19 km/h	00:08.779	00:10.069	143,86 km/h	00:58.951	112,98 km/h
		Heat 3:	*	*	* km/h	*	*	* km/h	*	* km/h
7	107	<b>SCHAGERL Karl</b>			VW Golf Rallye TFSI-R					
		Heat 1:	00:20.104	00:19.868	165,61 km/h	00:08.945	00:10.287	134,98 km/h	00:59.204	112,49 km/h
		Heat 2:	00:22.474	00:23.069	143,68 km/h	00:09.581	00:10.607	120,11 km/h	01:05.731	101,32 km/h
		Heat 3:	*	*	* km/h	*	*	* km/h	*	* km/h
8	120	<b>MEIXNER Richard</b>			Mitsubishi Lancer Evo VIII					
		Heat 1:	00:20.984	00:20.151	158,28 km/h	00:09.245	00:10.442	131,99 km/h	01:00.822	109,50 km/h
		Heat 2:	00:20.037	00:20.205	154,51 km/h	00:08.769	00:10.423	127,25 km/h	00:59.434	112,06 km/h
		Heat 3:	*	*	* km/h	*	*	* km/h	*	* km/h
9	113	<b>SCHNELLMANN Roger</b>			Mitsubishi Lancer Evo 8 J-Spec					
		Heat 1:	00:20.717	00:20.573	145,92 km/h	00:08.959	00:10.266	133,74 km/h	01:00.515	110,06 km/h
		Heat 2:	00:20.345	00:20.422	145,44 km/h	00:08.725	00:10.110	134,67 km/h	00:59.602	111,74 km/h
		Heat 3:	*	*	* km/h	*	*	* km/h	*	* km/h
10	114	<b>CERMAK Jan</b>			Mitsubishi Colt Evo 600					
		Heat 1:	00:21.825	00:21.744	156,51 km/h	00:09.585	00:10.377	143,32 km/h	01:03.531	104,83 km/h
		Heat 2:	00:19.964	00:20.340	160,69 km/h	00:09.084	00:10.414	142,17 km/h	00:59.802	111,37 km/h
		Heat 3:	*	*	* km/h	*	*	* km/h	*	* km/h
11	115	<b>GRZESINSKI Rafal</b>			Mitsubishi Lancer Evo VS					
		Heat 1:	*	*	* km/h	*	*	* km/h	*	* km/h
		Heat 2:	00:19.937	00:20.553	154,16 km/h	00:09.104	00:10.335	132,69 km/h	00:59.929	111,13 km/h
		Heat 3:	*	*	* km/h	*	*	* km/h	*	* km/h
12	111	<b>NEFF Frédéric</b>			Porsche 996 Cup					
		Heat 1:	00:21.784	00:21.077	147,36 km/h	00:09.375	00:10.601	132,45 km/h	01:02.837	105,99 km/h
		Heat 2:	00:20.425	00:20.417	151,17 km/h	00:08.727	00:10.426	132,03 km/h	00:59.995	111,01 km/h
		Heat 3:	*	*	* km/h	*	*	* km/h	*	* km/h
13	100	<b>ZLATKOV Nikolay</b>			Audi Quattro S1					
		Heat 1:	00:20.671	00:20.619	164,64 km/h	00:09.292	00:09.723	143,30 km/h	01:00.305	110,44 km/h
		Heat 2:	00:19.722	00:19.660	167,12 km/h	00:08.853	00:23.947	118,27 km/h	01:12.182	92,27 km/h
		Heat 3:	*	*	* km/h	*	*	* km/h	*	* km/h



# CLASSIFICATIONS

Eschdorf (LUX) | 11-12.10.2014



## Intermediates & Speeds - Category 3 Open Group E1

Rk.	No.	Intermed. 1		Intermed. 2	Speed 1	Intermed. 3	Intermed. 4	Speed Finish	Time	Avg. Speed
14	118	<b>SBROLLINI Marco</b>		Lancia Delta Evo						
		Heat 1:	00:21.279	00:22.054	141,59 km/h	00:09.586	00:10.469	125,90 km/h	01:03.388	105,07 km/h
		Heat 2:	00:20.048	00:21.008	144,96 km/h	00:08.992	00:10.294	133,10 km/h	01:00.342	110,37 km/h
		Heat 3:	*	*	* km/h	*	*	* km/h	*	* km/h
15	109	<b>RUCH René</b>		Ferrari 355 GT						
		Heat 1:	00:23.191	00:21.369	148,49 km/h	00:09.512	00:10.532	124,88 km/h	01:04.604	103,09 km/h
		Heat 2:	00:20.761	00:20.600	156,07 km/h	00:09.300	00:10.280	138,94 km/h	01:00.941	109,29 km/h
		Heat 3:	*	*	* km/h	*	*	* km/h	*	* km/h
16	119	<b>EDWARDS Keith</b>		Audi Quattro S1 E2						
		Heat 1:	00:22.702	00:21.882	155,02 km/h	00:10.211	00:10.358	127,00 km/h	01:05.153	102,22 km/h
		Heat 2:	00:20.978	00:20.775	157,20 km/h	00:09.251	00:10.341	130,94 km/h	01:01.345	108,57 km/h
		Heat 3:	*	*	* km/h	*	*	* km/h	*	* km/h
17	155	<b>SCHWILDEN Eric</b>		Peugeot 205 GTI						
		Heat 1:	00:23.710	00:23.230	130,46 km/h	00:09.958	00:11.300	119,54 km/h	01:08.198	97,66 km/h
		Heat 2:	00:22.252	00:22.184	131,15 km/h	00:09.270	00:10.929	120,43 km/h	01:04.635	103,04 km/h
		Heat 3:	00:21.674	00:21.705	133,66 km/h	00:09.237	00:10.932	120,68 km/h	01:03.548	104,80 km/h
18	161	<b>MARCHIONE Canio</b>		Fiat 127						
		Heat 1:	00:23.716	00:23.088	127,09 km/h	00:09.841	00:11.138	108,25 km/h	01:07.783	98,25 km/h
		Heat 2:	00:21.978	00:22.376	128,98 km/h	00:09.729	00:10.786	115,84 km/h	01:04.869	102,67 km/h
		Heat 3:	00:21.965	00:22.286	129,34 km/h	00:09.447	00:10.870	114,22 km/h	01:04.568	103,15 km/h
19	156	<b>VALENTINY Charel</b>		Mitsubishi Lancer Evo 7						
		Heat 1:	00:22.119	00:24.653	124,17 km/h	00:10.763	00:11.558	109,26 km/h	01:09.093	96,39 km/h
		Heat 2:	00:21.149	00:23.037	126,58 km/h	00:09.741	00:11.281	109,55 km/h	01:05.208	102,13 km/h
		Heat 3:	00:21.864	00:23.723	125,22 km/h	00:09.841	00:11.431	110,03 km/h	01:06.859	99,61 km/h
20	157	<b>SCHILLING Nico</b>		Subaru Impreza WRX Sti						
		Heat 1:	00:23.556	00:23.986	126,50 km/h	00:10.638	00:11.820	111,77 km/h	01:10.000	95,14 km/h
		Heat 2:	00:21.868	00:22.642	128,98 km/h	00:09.778	00:11.517	110,42 km/h	01:05.805	101,21 km/h
		Heat 3:	00:22.227	00:22.590	127,56 km/h	00:09.941	00:11.478	110,45 km/h	01:06.236	100,55 km/h
21	158	<b>TAUS Kerstin</b>		Mitsubishi Evo						
		Heat 1:	00:23.182	00:25.586	128,74 km/h	00:11.389	00:11.636	123,42 km/h	01:11.793	92,77 km/h
		Heat 2:	00:22.548	00:23.757	134,69 km/h	00:10.186	00:10.939	118,46 km/h	01:07.430	98,77 km/h
		Heat 3:	00:29.700	00:24.987	134,93 km/h	00:10.436	00:11.089	120,63 km/h	01:16.212	87,39 km/h
22	138	<b>BOTEZ Vasile Sorin</b>		Mitsubishi Lancer Evo VI						
		Heat 1:	00:23.211	00:23.319	129,87 km/h	00:10.476	00:11.587	118,90 km/h	01:08.593	97,09 km/h
		Heat 2:	00:22.322	00:23.099	132,45 km/h	00:10.212	00:12.230	102,43 km/h	01:07.863	98,14 km/h
		Heat 3:	00:24.594	00:27.670	119,23 km/h	00:27.258	00:15.670	99,17 km/h	01:35.192	69,96 km/h



Yves Thommes (Clerk of the course)  
12.10.2014 - 16:33



Thomas Stoll (Timekeeper)  
Page: 4 of 4