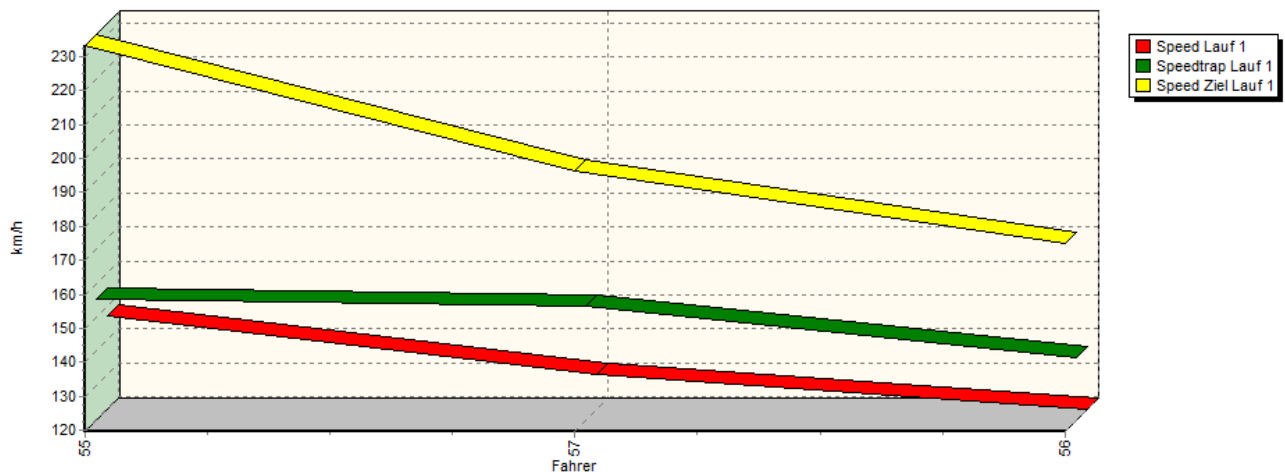
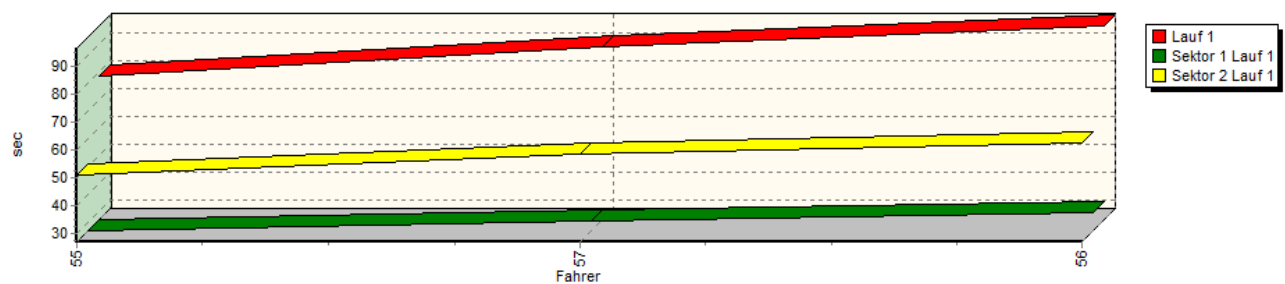


## Sektorzeiten & Speeds - Rennen - Div. 4 Gruppe E2-SH, E2-SH OSK

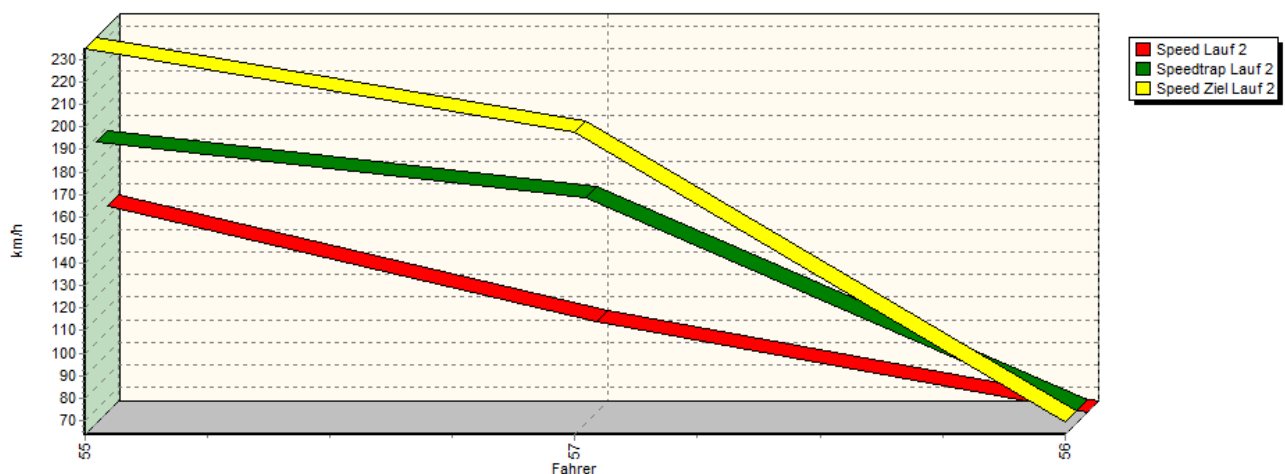
Speed-Diagramm Lauf 1

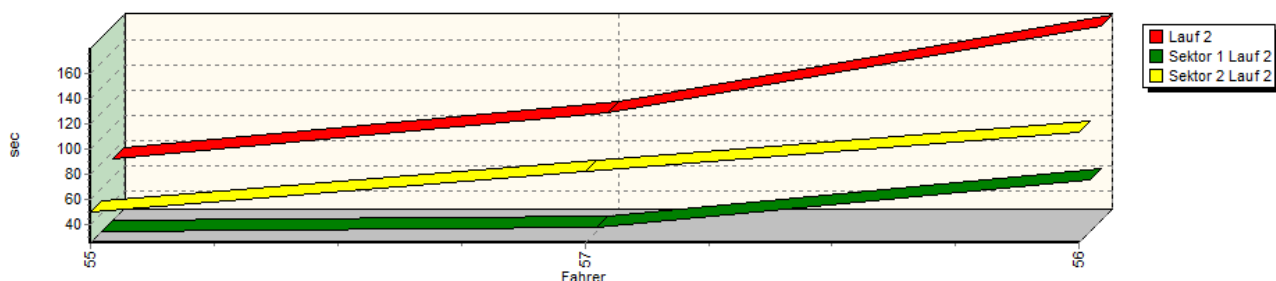


Sektor-Diagramm (Rest) Lauf 1



Speed-Diagramm Lauf 2



**Sektorzeiten & Speeds - Rennen - Div. 4 Gruppe E2-SH, E2-SH OSK****Sektor-Diagramm (Rest) Lauf 2**

Rg.	Nr.	Sektor 1	Speed Trap	Sektor 2	Speed (Ziel)	Laufzeit	Speed (Lauf)
1	55	<b>EDLINGER Erich</b>	BMW 320 IRL				
		Lauf 1: 00:27.110	155,53 km/h	00:51.189	233,24 km/h	01:18.299	147,13 km/h
		Lauf 2: 00:25.025	188,24 km/h	00:49.250	234,63 km/h	01:14.275	155,10 km/h
2	57	<b>HOVEMANN Holger</b>	Opel Kadett V8 GT/R				
		Lauf 1: 00:30.369	153,24 km/h	00:58.352	196,25 km/h	01:28.721	129,84 km/h
		Lauf 2: 00:28.836	163,75 km/h	01:21.747	197,60 km/h	01:50.583	104,18 km/h
3	56	<b>OHRHALLINGER Konrad</b>	BMW				
		Lauf 1: 00:33.728	138,06 km/h	01:02.542	175,20 km/h	01:36.270	119,66 km/h
		Lauf 2: 01:06.402	69,61 km/h	01:53.490	69,29 km/h	02:59.892	64,04 km/h

