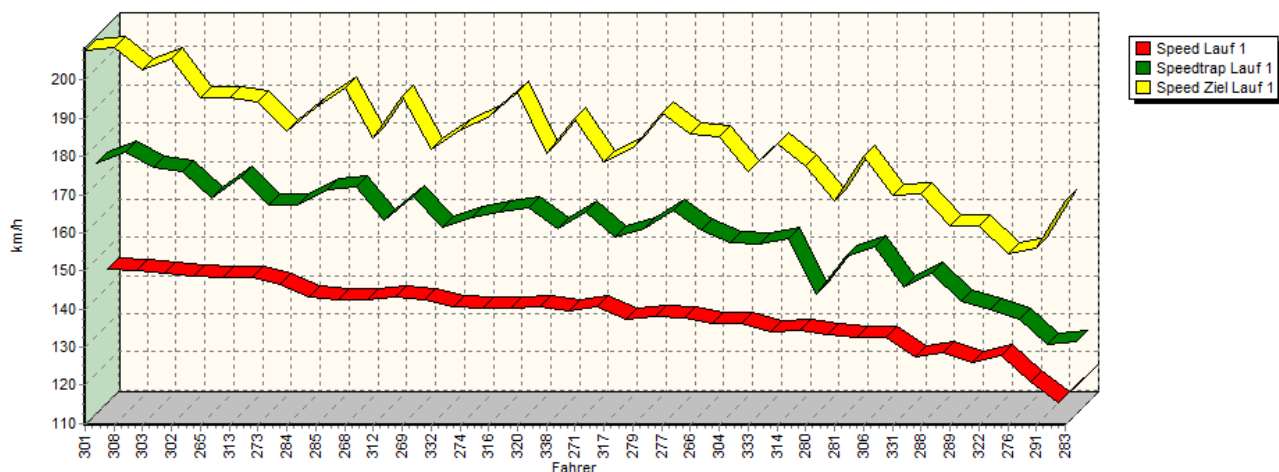
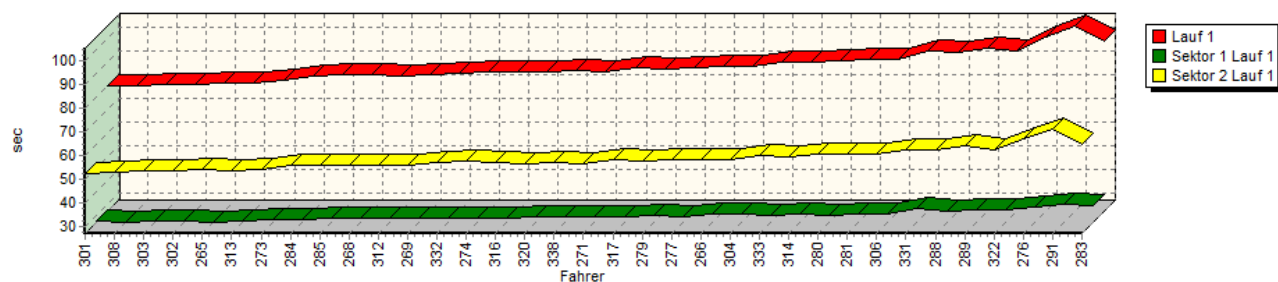


Sektorzeiten & Speeds - Rennen - Gruppe E1 & H bis 2000 ccm

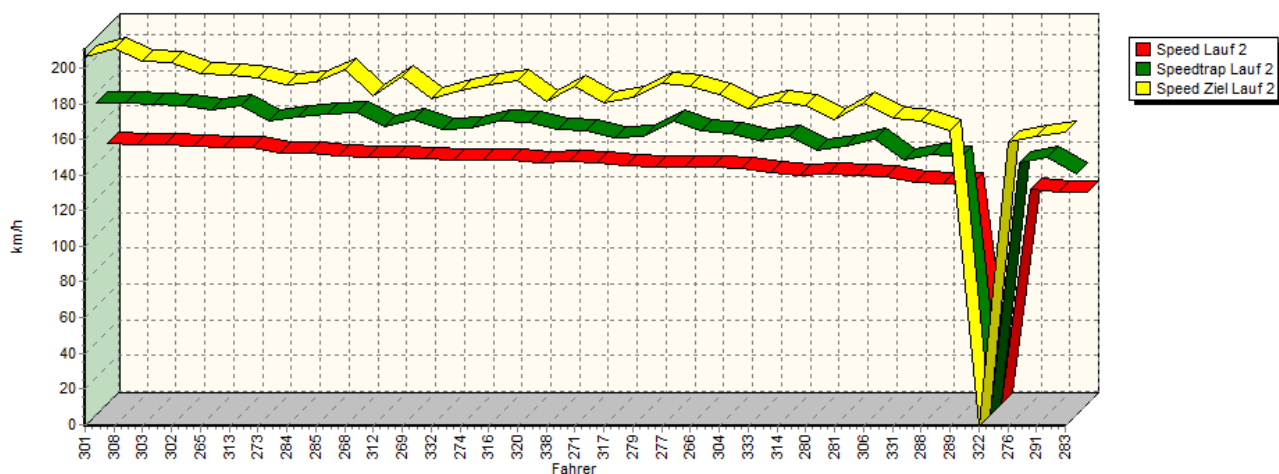
Speed-Diagramm Lauf 1

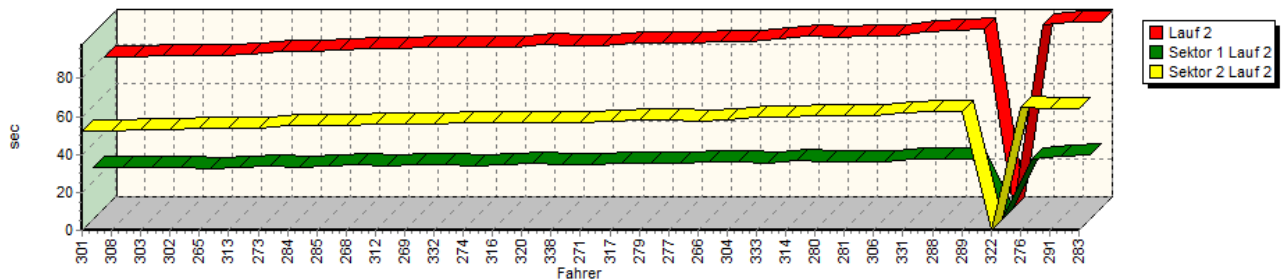


Sektor-Diagramm (Rest) Lauf 1



Speed-Diagramm Lauf 2



**Sektorzeiten & Speeds - Rennen - Gruppe E1 & H bis 2000 ccm****Sektor-Diagramm (Rest) Lauf 2**

Rg.	Nr.	Sektor 1	Speed Trap	Sektor 2	Speed (Ziel)	Laufzeit	Speed (Lauf)
1	301	WIEBE Björn	Renault Williams				
		Lauf 1: 00:27.366	175,18 km/h	00:52.266	207,88 km/h	01:19.632	144,67 km/h
		Lauf 2: 00:27.236	173,97 km/h	00:52.186	206,53 km/h	01:19.422	145,05 km/h
2	308	NAUMANN Peter	VW Polo G40				
		Lauf 1: 00:27.034	178,14 km/h	00:52.905	208,57 km/h	01:19.939	144,11 km/h
		Lauf 2: 00:27.027	174,54 km/h	00:52.600	210,94 km/h	01:19.627	144,67 km/h
3	303	ELLER Hans-Peter	VW Scirocco				
		Lauf 1: 00:27.179	174,09 km/h	00:53.030	202,72 km/h	01:20.209	143,62 km/h
		Lauf 2: 00:27.056	173,71 km/h	00:52.894	203,85 km/h	01:19.950	144,09 km/h
4	302	SONDERBAUER Roman	Opel Kadett C 16V				
		Lauf 1: 00:27.234	173,17 km/h	00:53.363	205,54 km/h	01:20.597	142,93 km/h
		Lauf 2: 00:27.229	172,38 km/h	00:52.807	203,01 km/h	01:20.036	143,93 km/h
5	265	MARKO Andreas	Audi A4 STW Quattro				
		Lauf 1: 00:26.810	166,28 km/h	00:54.116	195,42 km/h	01:20.926	142,35 km/h
		Lauf 2: 00:26.820	169,99 km/h	00:53.609	196,82 km/h	01:20.429	143,23 km/h
6	313	REICH Markus	VW Golf II 16V				
		Lauf 1: 00:27.609	171,55 km/h	00:53.194	195,60 km/h	01:20.803	142,57 km/h
		Lauf 2: 00:27.278	172,77 km/h	00:53.529	195,87 km/h	01:20.807	142,56 km/h
7	273	LAMPERT Christoph	VW Golf GTI 16 V				
		Lauf 1: 00:28.063	164,38 km/h	00:53.909	194,25 km/h	01:21.972	140,53 km/h
		Lauf 2: 00:28.307	163,93 km/h	00:54.054	194,68 km/h	01:22.361	139,87 km/h
8	284	NEUMAYR Christopher	Ford IRS 16V				
		Lauf 1: 00:28.012	164,29 km/h	00:55.900	186,48 km/h	01:23.912	137,29 km/h
		Lauf 2: 00:27.290	166,60 km/h	00:55.161	190,22 km/h	01:22.451	139,72 km/h
9	285	HALBARTSCHLAGER Jürg	VW Golf				
		Lauf 1: 00:28.763	168,35 km/h	00:55.595	192,92 km/h	01:24.358	136,56 km/h
		Lauf 2: 00:28.324	167,96 km/h	00:54.939	192,55 km/h	01:23.263	138,36 km/h
10	268	STERNAD Diethard	Alfa Romeo 156 STW				
		Lauf 1: 00:28.810	169,06 km/h	00:55.558	198,10 km/h	01:24.368	136,54 km/h
		Lauf 2: 00:28.529	168,64 km/h	00:55.213	199,56 km/h	01:23.742	137,57 km/h
11	312	WIMMER Norbert	BMW 2002 8V				
		Lauf 1: 00:28.302	160,47 km/h	00:55.509	184,69 km/h	01:23.811	137,45 km/h
		Lauf 2: 00:28.198	160,94 km/h	00:55.719	184,65 km/h	01:23.917	137,28 km/h
12	269	ROIDER Franz	Ford Mondeo STW				
		Lauf 1: 00:28.606	166,48 km/h	00:55.800	195,64 km/h	01:24.406	136,48 km/h
		Lauf 2: 00:28.748	164,86 km/h	00:55.670	195,66 km/h	01:24.418	136,46 km/h



**Sektorzeiten & Speeds - Rennen - Gruppe E1 & H bis 2000 ccm**

Rg.	Nr.	Sektor 1	Speed Trap	Sektor 2	Speed (Ziel)	Laufzeit	Speed (Lauf)
13	332	EHRLE Bernd	Opel Kadett				
		Lauf 1: 00:28.721	158,56 km/h	00:56.641	182,05 km/h	01:25.362	134,95 km/h
		Lauf 2: 00:28.444	159,68 km/h	00:56.302	182,46 km/h	01:24.746	135,94 km/h
14	274	REITER Nicolas	Ford Escort MKI				
		Lauf 1: 00:28.379	160,98 km/h	00:57.217	187,06 km/h	01:25.596	134,59 km/h
		Lauf 2: 00:28.295	159,99 km/h	00:56.561	187,62 km/h	01:24.856	135,76 km/h
15	316	SAAL Markus	Opel 16V				
		Lauf 1: 00:28.695	162,53 km/h	00:57.128	190,27 km/h	01:25.823	134,23 km/h
		Lauf 2: 00:28.379	164,16 km/h	00:56.499	190,87 km/h	01:24.878	135,72 km/h
16	320	WIEBE André	Renault Williams				
		Lauf 1: 00:28.956	163,72 km/h	00:56.481	196,82 km/h	01:25.437	134,84 km/h
		Lauf 2: 00:29.162	163,11 km/h	00:56.677	192,67 km/h	01:25.839	134,20 km/h
17	338	TERLER Walter	Opel Kadett C Krause				
		Lauf 1: 00:29.425	157,98 km/h	00:56.653	180,88 km/h	01:26.078	133,83 km/h
		Lauf 2: 00:29.073	159,70 km/h	00:56.385	181,19 km/h	01:25.458	134,80 km/h
18	271	BLASL Hermann	Opel Kadett 16 V				
		Lauf 1: 00:29.133	162,56 km/h	00:56.435	189,91 km/h	01:25.568	134,63 km/h
		Lauf 2: 00:28.958	158,23 km/h	00:56.703	189,52 km/h	01:25.661	134,48 km/h
19	317	BODENMÜLLER Edmund	Opel Kadett C Coupé				
		Lauf 1: 00:29.325	155,82 km/h	00:58.178	178,48 km/h	01:27.503	131,65 km/h
		Lauf 2: 00:29.367	154,51 km/h	00:57.559	180,62 km/h	01:26.926	132,53 km/h
20	279	EDER Roland	VW Scirocco				
		Lauf 1: 00:29.461	158,07 km/h	00:57.584	182,28 km/h	01:27.045	132,35 km/h
		Lauf 2: 00:29.104	155,35 km/h	00:58.044	183,26 km/h	01:27.148	132,19 km/h
21	277	EMSENHUBER Michael	VW Corrado 16V				
		Lauf 1: 00:29.378	163,05 km/h	00:58.104	191,29 km/h	01:27.482	131,68 km/h
		Lauf 2: 00:29.448	163,99 km/h	00:57.826	191,51 km/h	01:27.274	132,00 km/h
22	266	MARTINEK Rene	Honda Civic Type R				
		Lauf 1: 00:30.072	157,84 km/h	00:58.217	185,99 km/h	01:28.289	130,48 km/h
		Lauf 2: 00:30.180	158,49 km/h	00:57.357	189,65 km/h	01:27.537	131,60 km/h
23	304	FLIK Thomas	Renault Clio Williams				
		Lauf 1: 00:30.112	154,59 km/h	00:58.241	185,20 km/h	01:28.353	130,39 km/h
		Lauf 2: 00:29.938	156,98 km/h	00:57.985	185,48 km/h	01:27.923	131,02 km/h
24	333	CHRISTALL Roland	Opel Ascona B 8V				
		Lauf 1: 00:29.841	154,16 km/h	01:00.021	176,05 km/h	01:29.862	128,20 km/h
		Lauf 2: 00:29.626	153,07 km/h	00:59.724	177,20 km/h	01:29.350	128,93 km/h
25	314	WEISS Werner	Ford Escort Zakspeed BDA				
		Lauf 1: 00:30.452	155,46 km/h	00:59.153	183,37 km/h	01:29.605	128,56 km/h
		Lauf 2: 00:30.698	155,32 km/h	00:59.568	181,30 km/h	01:30.266	127,62 km/h
26	280	DATZREITER Stefan	Seat Ibiza Kit Car				
		Lauf 1: 00:30.041	140,85 km/h	01:00.202	177,42 km/h	01:30.243	127,65 km/h
		Lauf 2: 00:30.043	147,46 km/h	01:00.106	178,71 km/h	01:30.149	127,79 km/h
27	281	JUD Werner	VW Golf II				
		Lauf 1: 00:30.368	151,00 km/h	01:00.621	168,53 km/h	01:30.989	126,61 km/h
		Lauf 2: 00:30.438	150,11 km/h	01:00.336	171,24 km/h	01:30.774	126,91 km/h
28	306	FLIK Beatrice	Renault Megane Cup				
		Lauf 1: 00:30.459	153,57 km/h	01:00.411	180,14 km/h	01:30.870	126,77 km/h
		Lauf 2: 00:30.242	154,12 km/h	01:00.674	180,08 km/h	01:30.916	126,71 km/h



**Sektorzeiten & Speeds - Rennen - Gruppe E1 & H bis 2000 ccm**

Rg.	Nr.	Sektor 1	Speed Trap	Sektor 2	Speed (Ziel)	Laufzeit	Speed (Lauf)
29	331	DÜMLER Thomas	VW Golf II				
		Lauf 1: 00:32.608	142,97 km/h	01:02.173	169,71 km/h	01:34.781	121,54 km/h
		Lauf 2: 00:31.526	142,34 km/h	01:01.646	171,79 km/h	01:33.172	123,64 km/h
30	288	GRÜNIG Stefan	VW Golf 8V				
		Lauf 1: 00:31.735	146,57 km/h	01:02.023	170,39 km/h	01:33.758	122,87 km/h
		Lauf 2: 00:31.479	145,17 km/h	01:02.266	170,65 km/h	01:33.745	122,89 km/h
31	289	VEIT Kevin	BMW E30 320 is				
		Lauf 1: 00:32.313	139,34 km/h	01:03.631	161,90 km/h	01:35.944	120,07 km/h
		Lauf 2: 00:31.488	143,90 km/h	01:02.489	164,92 km/h	01:33.977	122,58 km/h
32	322	GREPPMEIER Andreas	Opel Kadett C				
		Lauf 1: 00:32.160	137,13 km/h	01:02.176	161,87 km/h	01:34.336	122,12 km/h
		Lauf 2: *	* km/h	*	* km/h	*	* km/h
33	276	PABST Johannes	Opel Kadett D				
		Lauf 1: 00:33.080	134,41 km/h	01:07.147	154,42 km/h	01:40.227	114,94 km/h
		Lauf 2: 00:31.889	140,26 km/h	01:04.598	158,52 km/h	01:36.487	119,39 km/h
34	291	ALTMANN Dieter jun.	Peugeot 405				
		Lauf 1: 00:34.268	127,88 km/h	01:10.872	155,91 km/h	01:45.140	109,57 km/h
		Lauf 2: 00:33.416	143,44 km/h	01:04.272	161,61 km/h	01:37.688	117,93 km/h
35	283	HAIDER Franz	VW Golf I				
		Lauf 1: 00:33.891	128,70 km/h	01:04.648	168,41 km/h	01:38.539	116,91 km/h
		Lauf 2: 00:33.810	134,36 km/h	01:04.155	163,87 km/h	01:37.965	117,59 km/h

