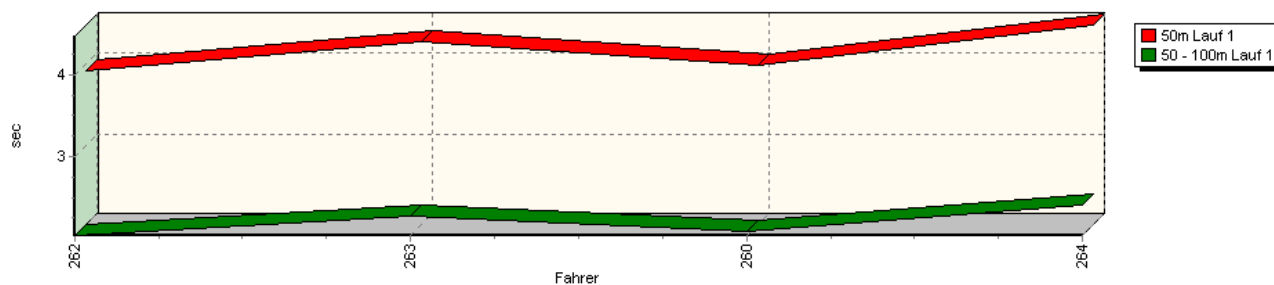


## Sektorzeiten & Speeds - Rennen - Gr. H Diesel und über 2000 ccm

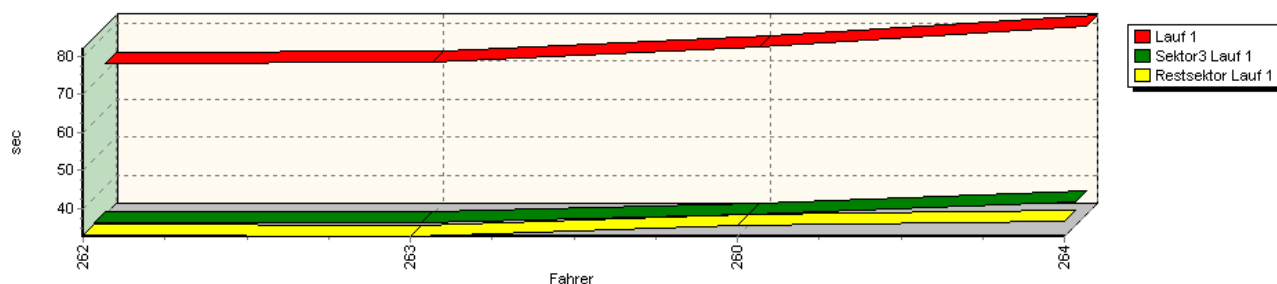
Speed-Diagramm Lauf 1



Sektor-Diagramm (Start) Lauf 1

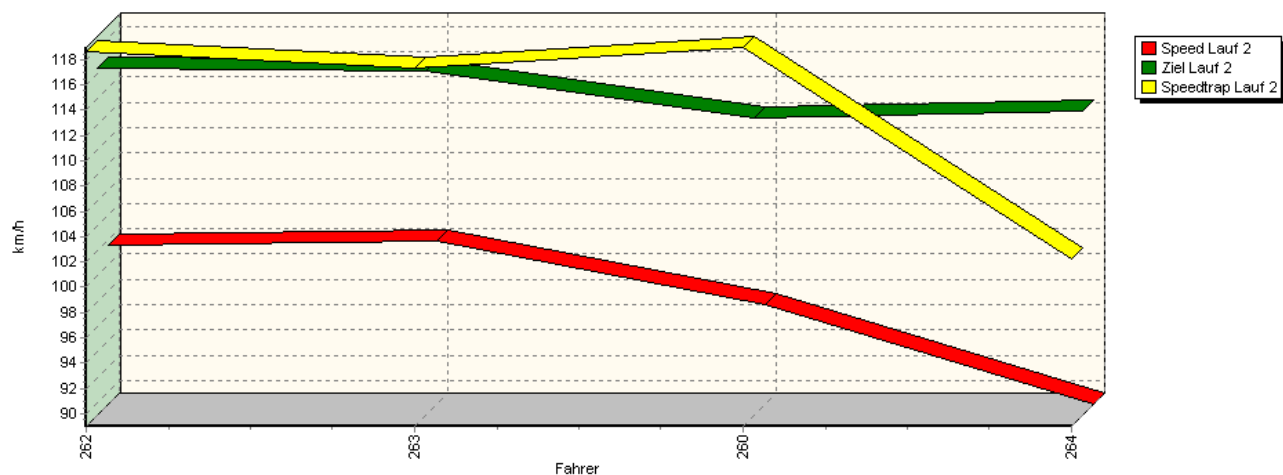


Sektor-Diagramm (Rest) Lauf 1

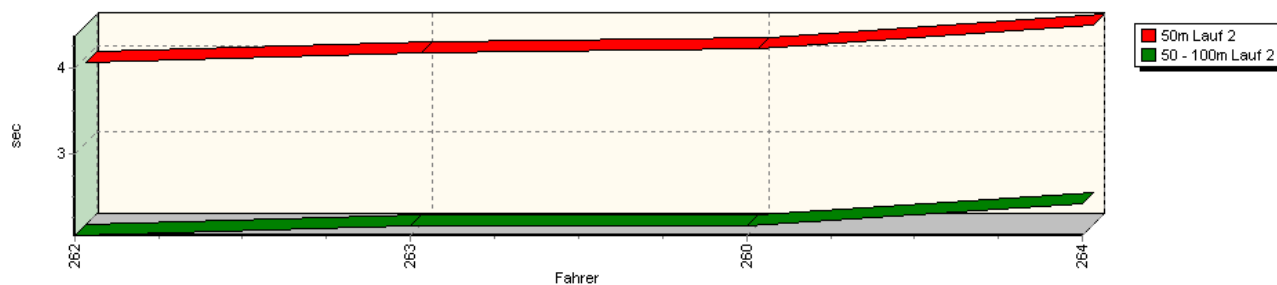


## Sektorzeiten & Speeds - Rennen - Gr. H Diesel und über 2000 ccm

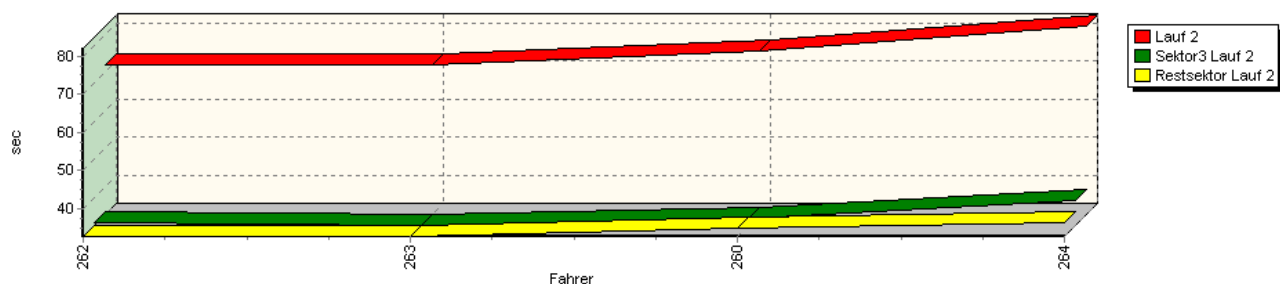
**Speed-Diagramm Lauf 2**



**Sektor-Diagramm (Start) Lauf 2**

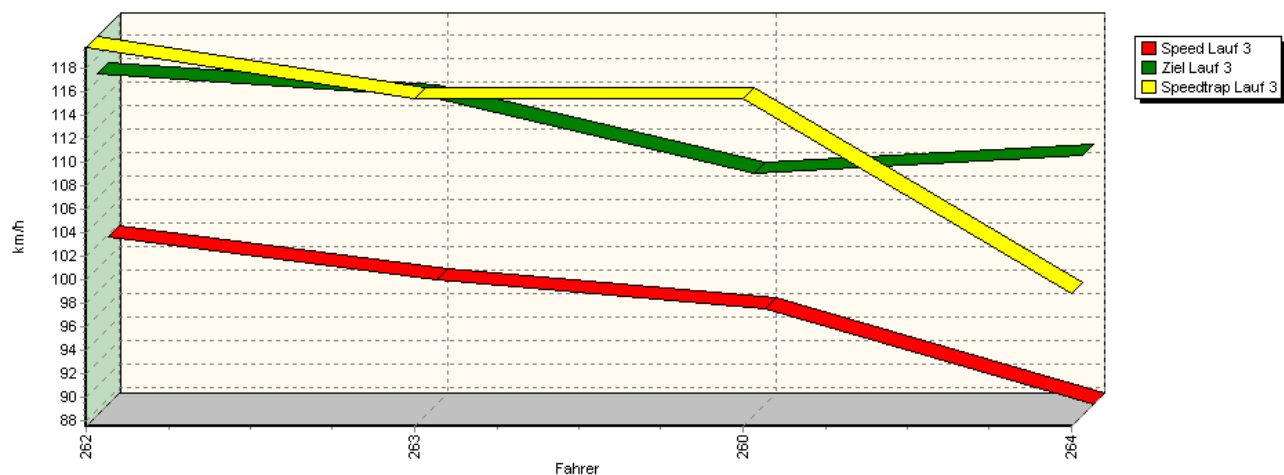


**Sektor-Diagramm (Rest) Lauf 2**

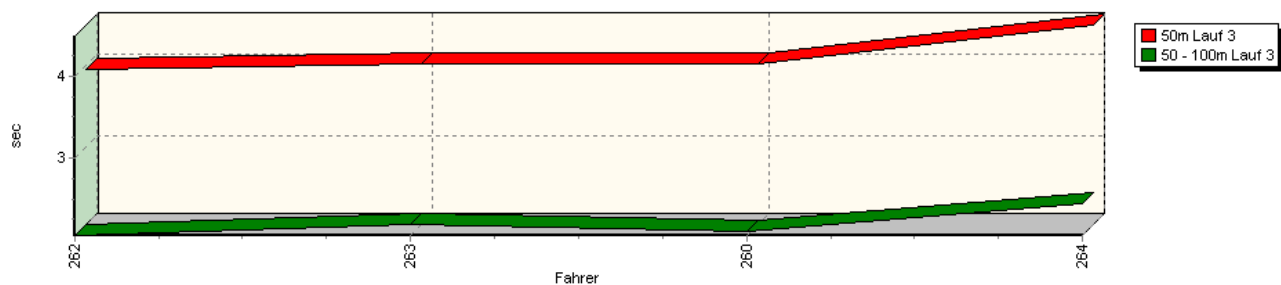


## Sektorzeiten & Speeds - Rennen - Gr. H Diesel und über 2000 ccm

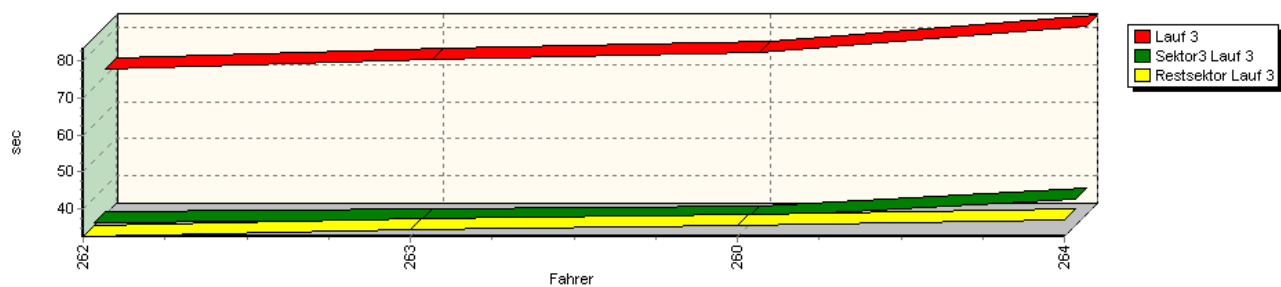
**Speed-Diagramm Lauf 3**



**Sektor-Diagramm (Start) Lauf 3**

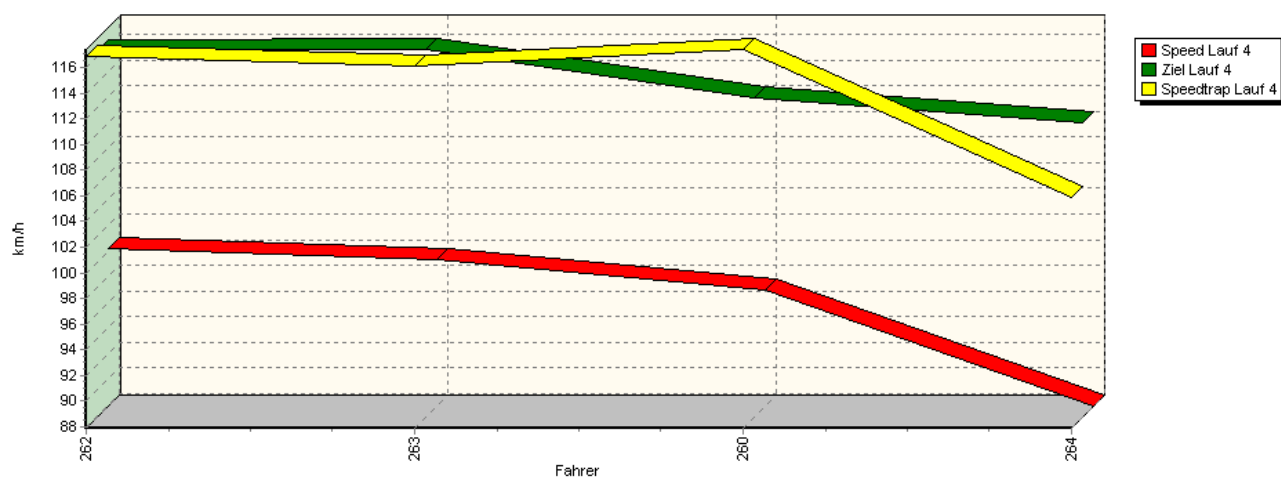


**Sektor-Diagramm (Rest) Lauf 3**

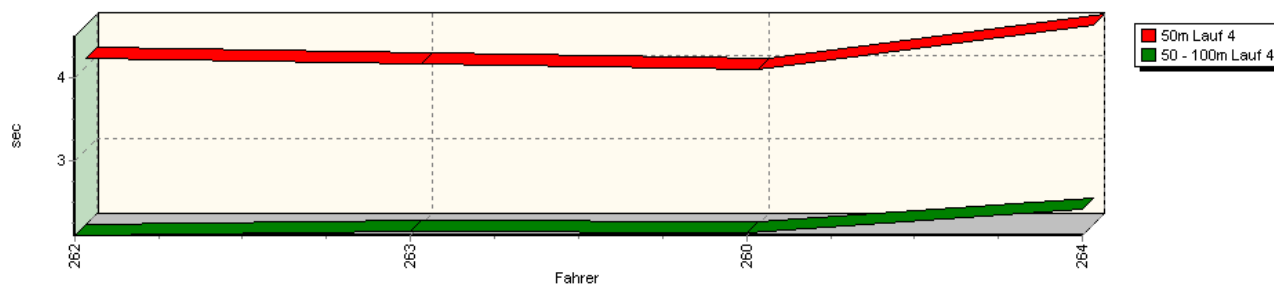


## Sektorzeiten & Speeds - Rennen - Gr. H Diesel und über 2000 ccm

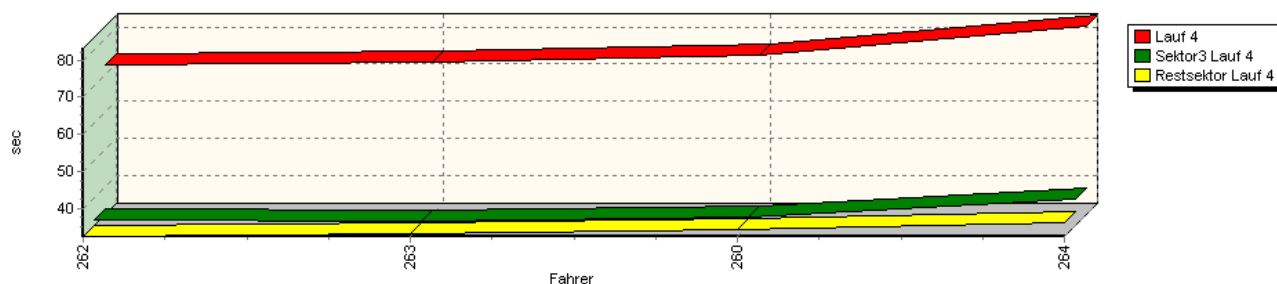
Speed-Diagramm Lauf 4



Sektor-Diagramm (Start) Lauf 4



Sektor-Diagramm (Rest) Lauf 4

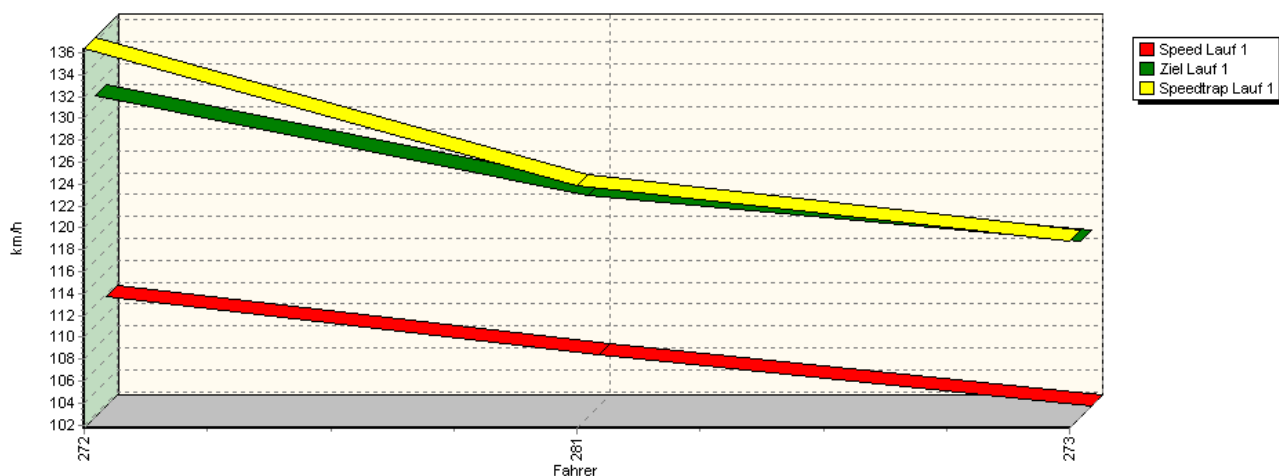


Rg.	Nr.	Sektor 1 (50m)	Sektor 2 (50-100m)	Sektor 3	Speed Trap	Sektor 4	Speed (Ziel)	Laufzeit	Speed (Lauf)	
1	262	<b>TRIEBSTEIN Christian</b>		Alfa Romeo 147 Cup						
		Lauf 1:	00:03.921	00:02.032	00:33.482	118,99 km/h	00:32.887	111,58 km/h	01:12.322	101,05 km/h
		Lauf 2:	00:03.925	00:02.041	00:33.359	118,58 km/h	00:32.605	116,43 km/h	01:11.930	101,60 km/h
		Lauf 3:	00:03.952	00:02.031	00:33.342	119,73 km/h	00:32.468	116,51 km/h	01:11.793	101,79 km/h
		Lauf 4:	00:04.103	00:02.084	00:34.056	116,89 km/h	00:32.690	116,41 km/h	01:12.933	100,20 km/h

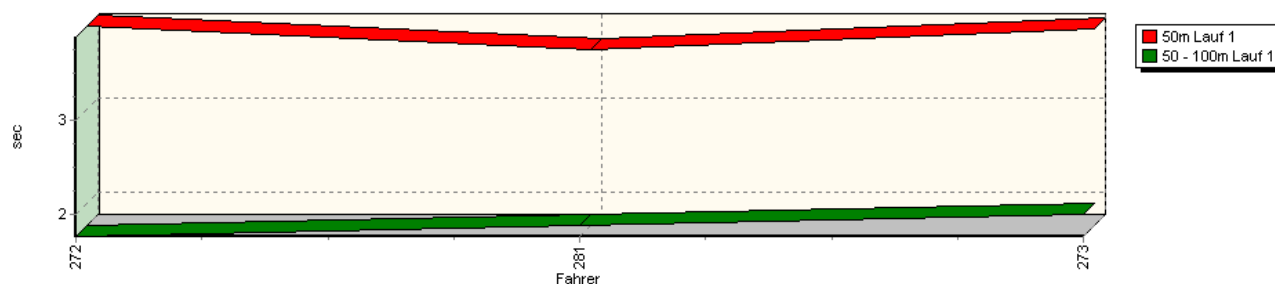
## Sektorzeiten & Speeds - Rennen - Gr. H Diesel und über 2000 ccm

Rg.	Nr.	Sektor 1 (50m)	Sektor 2 (50-100m)	Sektor 3	Speed Trap	Sektor 4	Speed (Ziel)	Laufzeit	Speed (Lauf)
2	263	<b>VON DER HAAR Andreas</b>		VW Golf V R-TDI					
		Lauf 1:	00:04.283	00:02.270	00:33.357	117,13 km/h	00:32.634	117,10 km/h	01:12.544
		Lauf 2:	00:04.045	00:02.149	00:32.765	117,33 km/h	00:32.762	116,23 km/h	01:11.721
		Lauf 3:	00:04.015	00:02.165	00:34.043	115,37 km/h	00:34.242	114,69 km/h	01:14.465
		Lauf 4:	00:04.042	00:02.143	00:33.812	116,11 km/h	00:33.590	116,60 km/h	01:13.587
3	260	<b>PAPE Manfred</b>		VW Golf V R-TDI					
		Lauf 1:	00:03.981	00:02.084	00:35.403	117,17 km/h	00:35.399	112,63 km/h	01:16.867
		Lauf 2:	00:04.096	00:02.147	00:34.394	118,95 km/h	00:34.759	112,54 km/h	01:15.396
		Lauf 3:	00:04.025	00:02.078	00:34.849	115,39 km/h	00:35.418	108,13 km/h	01:16.370
		Lauf 4:	00:03.976	00:02.126	00:34.777	117,42 km/h	00:34.546	112,80 km/h	01:15.425
4	264	<b>BULGRIN Marcus</b>		VW Golf V R-TDI					
		Lauf 1:	00:04.479	00:02.411	00:38.663	110,96 km/h	00:36.596	112,54 km/h	01:22.149
		Lauf 2:	00:04.366	00:02.408	00:39.198	102,23 km/h	00:36.119	113,04 km/h	01:22.091
		Lauf 3:	00:04.504	00:02.424	00:39.682	98,79 km/h	00:36.881	109,65 km/h	01:23.491
		Lauf 4:	00:04.514	00:02.405	00:39.839	105,91 km/h	00:36.413	110,87 km/h	01:23.171

Speed-Diagramm Lauf 1

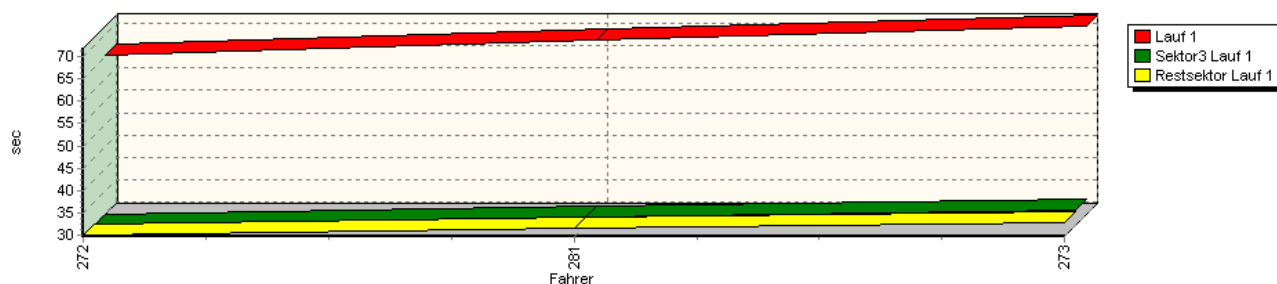


Sektor-Diagramm (Start) Lauf 1

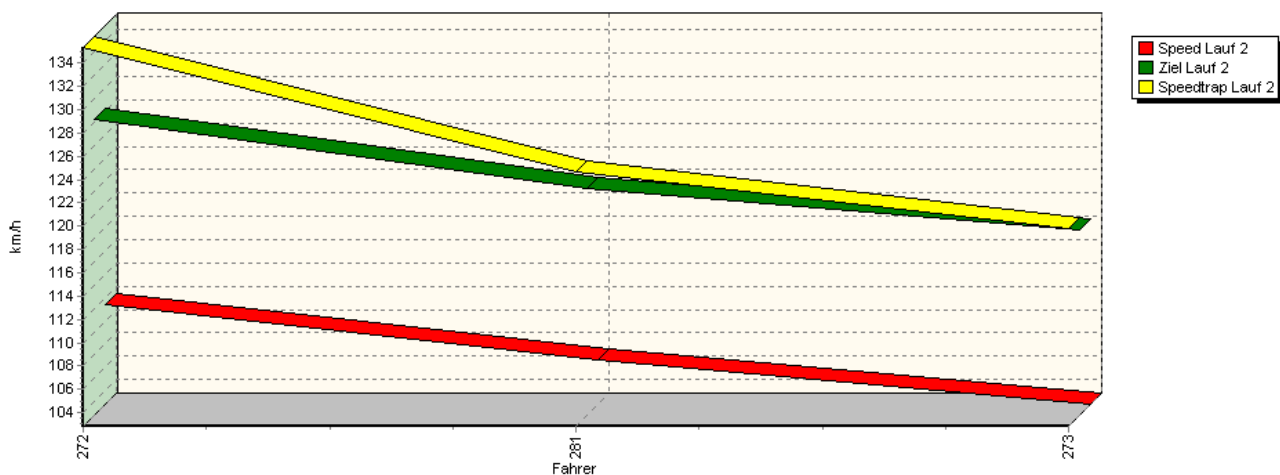


## Sektorzeiten & Speeds - Rennen - Gr. H Diesel und über 2000 ccm

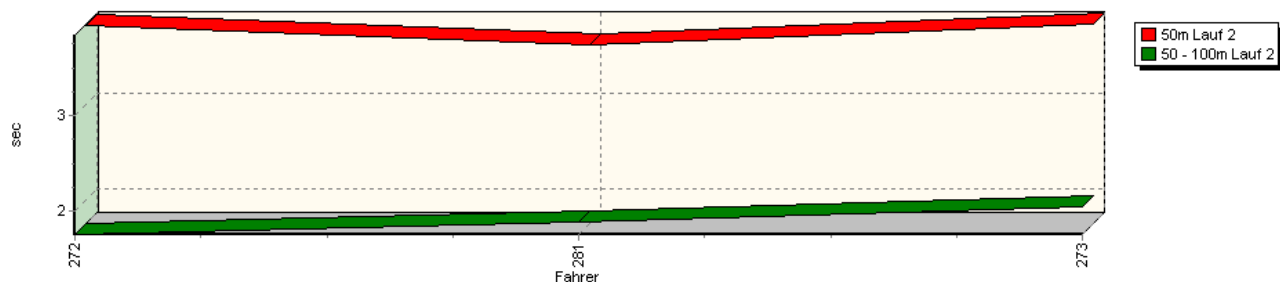
Sektor-Diagramm (Rest) Lauf 1



Speed-Diagramm Lauf 2

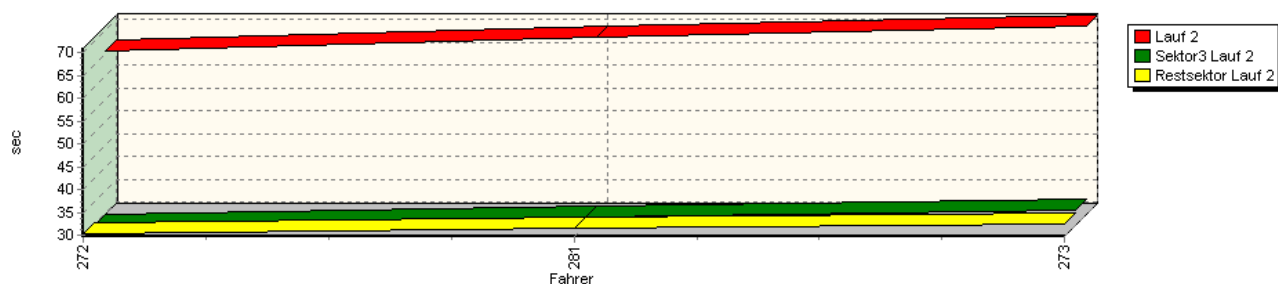


Sektor-Diagramm (Start) Lauf 2

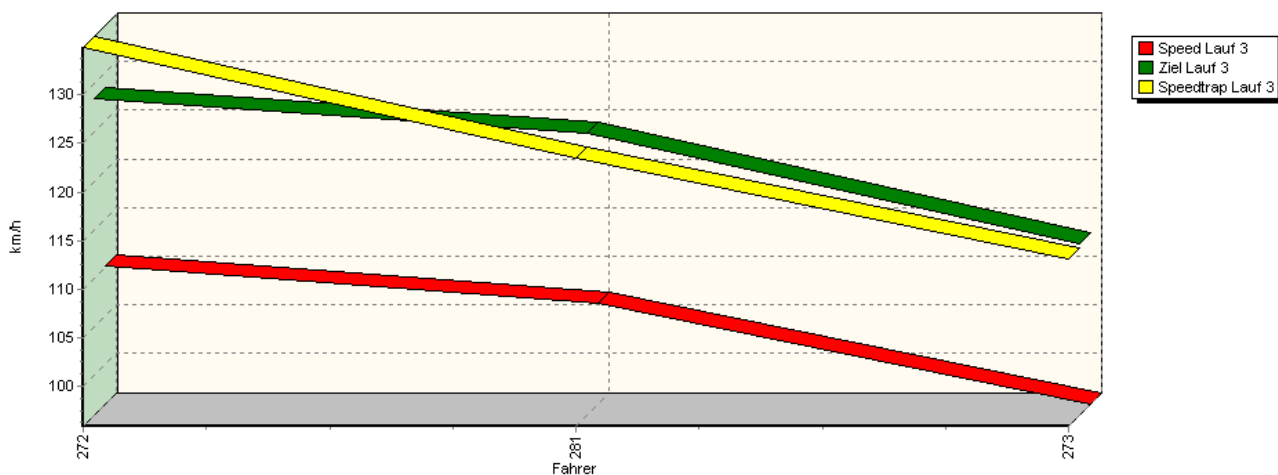


## Sektorzeiten & Speeds - Rennen - Gr. H Diesel und über 2000 ccm

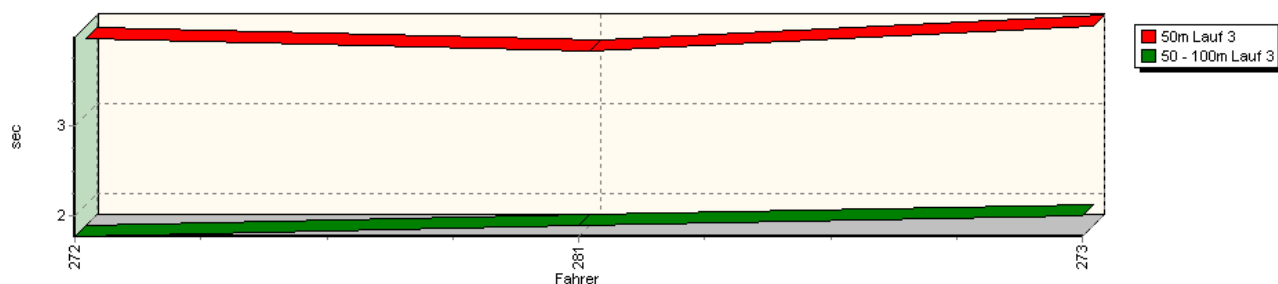
**Sektor-Diagramm (Rest) Lauf 2**



**Speed-Diagramm Lauf 3**

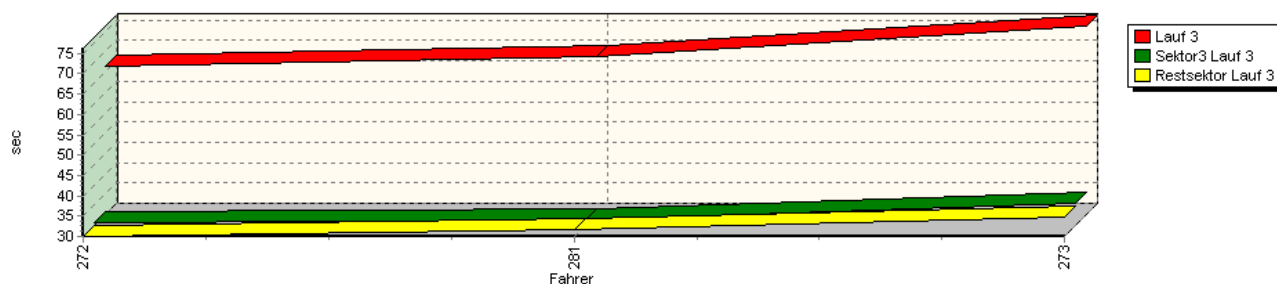


**Sektor-Diagramm (Start) Lauf 3**

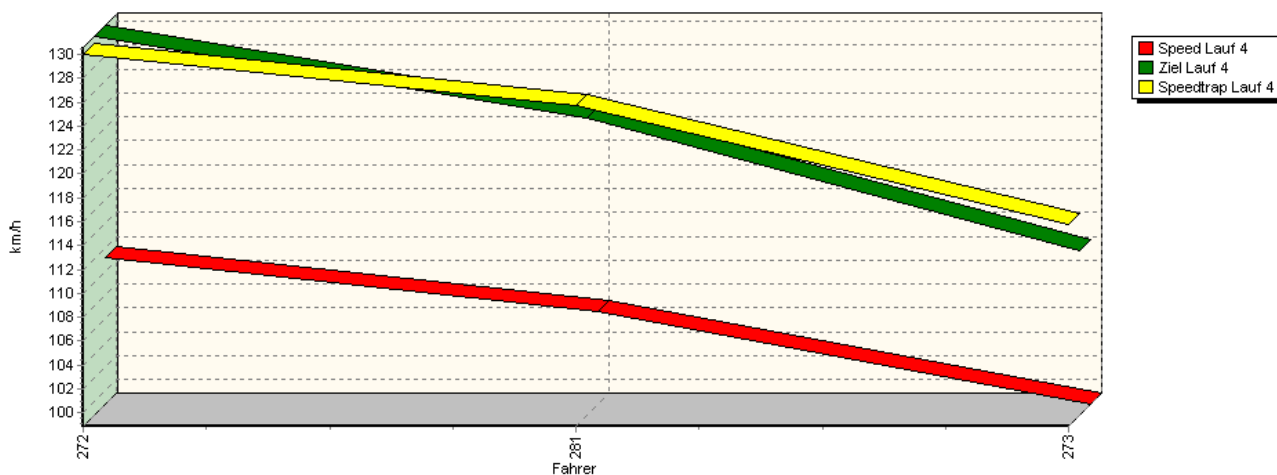


## Sektorzeiten & Speeds - Rennen - Gr. H Diesel und über 2000 ccm

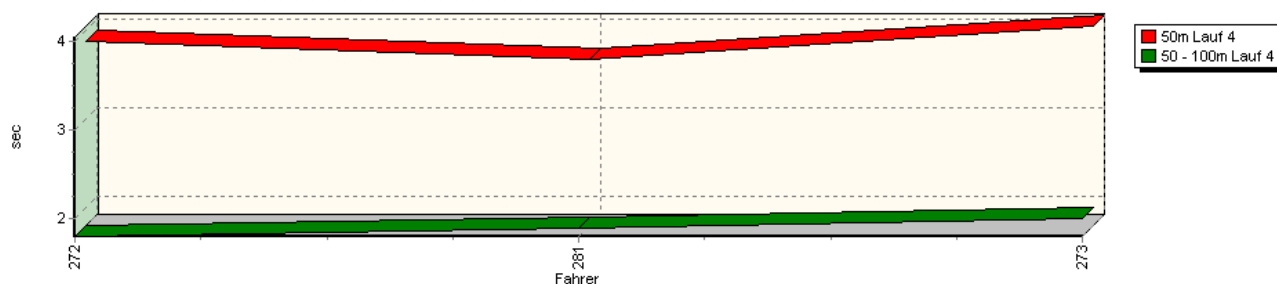
Sektor-Diagramm (Rest) Lauf 3



Speed-Diagramm Lauf 4



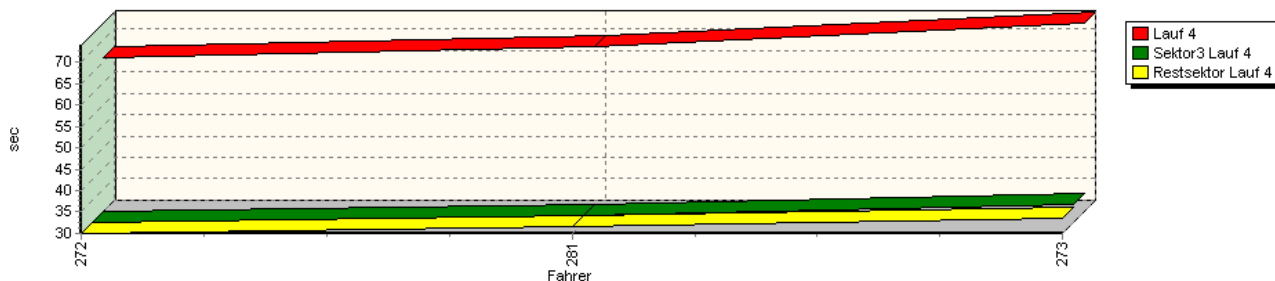
Sektor-Diagramm (Start) Lauf 4





## Sektorzeiten & Speeds - Rennen - Gr. H Diesel und über 2000 ccm

**Sektor-Diagramm (Rest) Lauf 4**



Rg.	Nr.	Sektor 1 (50m)	Sektor 2 (50-100m)	Sektor 3	Speed Trap	Sektor 4	Speed (Ziel)	Laufzeit	Speed (Lauf)	
1	272	<b>WÜSTEFELD Markus</b>	Mercedes Benz AMG 190E Evo2							
		Lauf 1:	00:03.885	00:01.768	00:29.735	136,37 km/h	00:30.016	131,05 km/h	01:05.404	111,74 km/h
		Lauf 2:	00:03.827	00:01.752	00:29.677	135,33 km/h	00:30.376	128,25 km/h	01:05.632	111,35 km/h
		Lauf 3:	00:03.849	00:01.776	00:30.754	134,92 km/h	00:29.982	128,55 km/h	01:06.361	110,13 km/h
		Lauf 4:	00:03.872	00:01.799	00:29.981	130,04 km/h	00:30.093	130,59 km/h	01:05.745	111,16 km/h
2	281	<b>IWAN Ralf</b>	Opel Kadett C 2,5 8V							
		Lauf 1:	00:03.636	00:01.885	00:31.450	123,86 km/h	00:31.687	121,95 km/h	01:08.658	106,44 km/h
		Lauf 2:	00:03.623	00:01.888	00:31.577	124,65 km/h	00:31.432	122,32 km/h	01:08.520	106,65 km/h
		Lauf 3:	00:03.705	00:01.897	00:31.493	123,48 km/h	00:31.741	124,99 km/h	01:08.836	106,17 km/h
		Lauf 4:	00:03.667	00:01.896	00:31.465	125,67 km/h	00:31.485	123,73 km/h	01:08.513	106,67 km/h
3	273	<b>OSTERMANN Thomas</b>	BMW E30 Hartge							
		Lauf 1:	00:03.861	00:01.996	00:33.182	118,84 km/h	00:32.813	117,76 km/h	01:11.852	101,71 km/h
		Lauf 2:	00:03.837	00:02.048	00:32.901	119,74 km/h	00:32.273	118,78 km/h	01:11.059	102,84 km/h
		Lauf 3:	00:03.981	00:02.001	00:35.529	113,13 km/h	00:34.766	113,50 km/h	01:16.277	95,81 km/h
		Lauf 4:	00:04.043	00:02.007	00:34.303	115,77 km/h	00:33.560	112,62 km/h	01:13.913	98,87 km/h