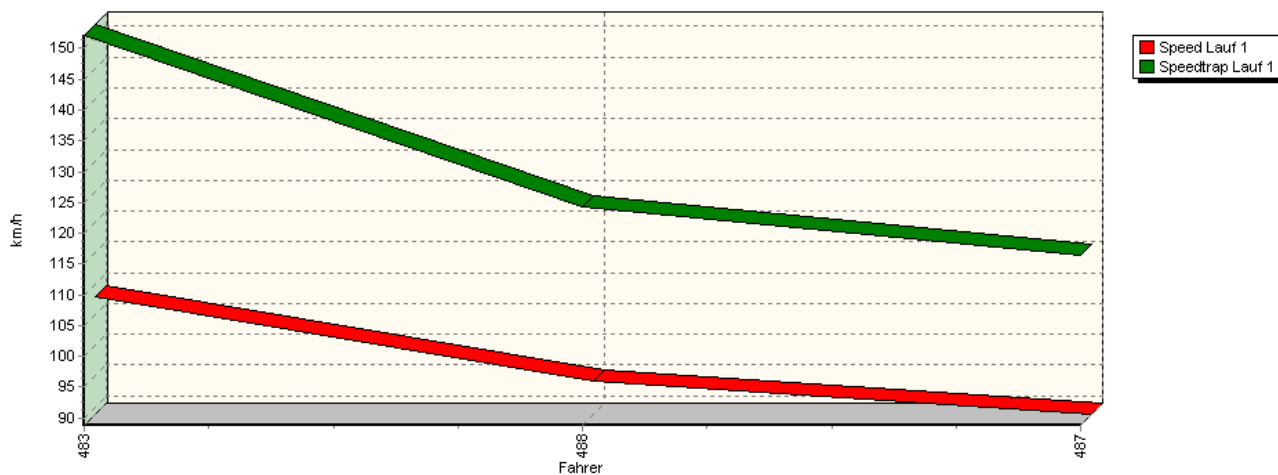
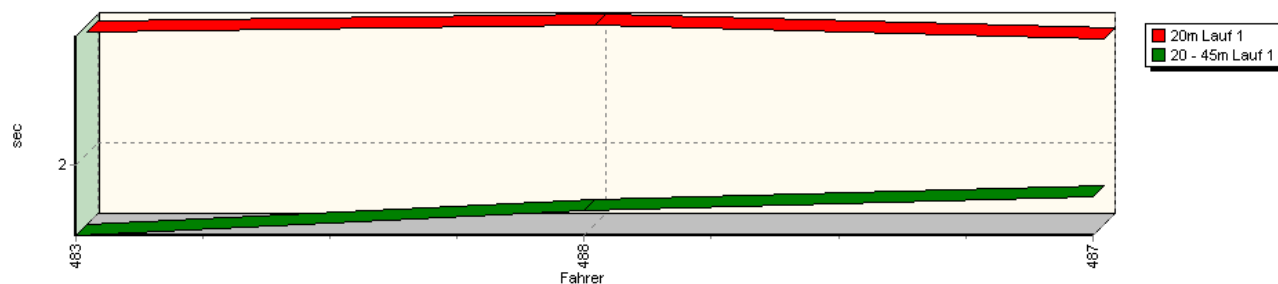


Sektorzeiten & Speeds - Rennen - Gruppe N/CTC/CGT

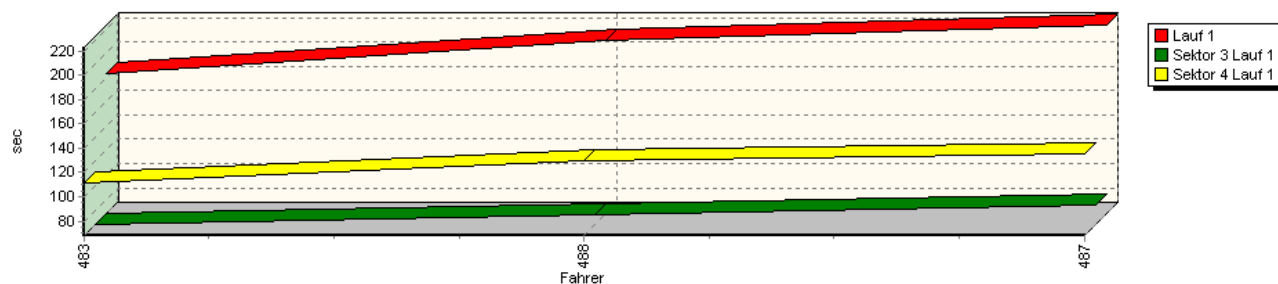
Speed-Diagramm Lauf 1



Sektor-Diagramm (Start) Lauf 1

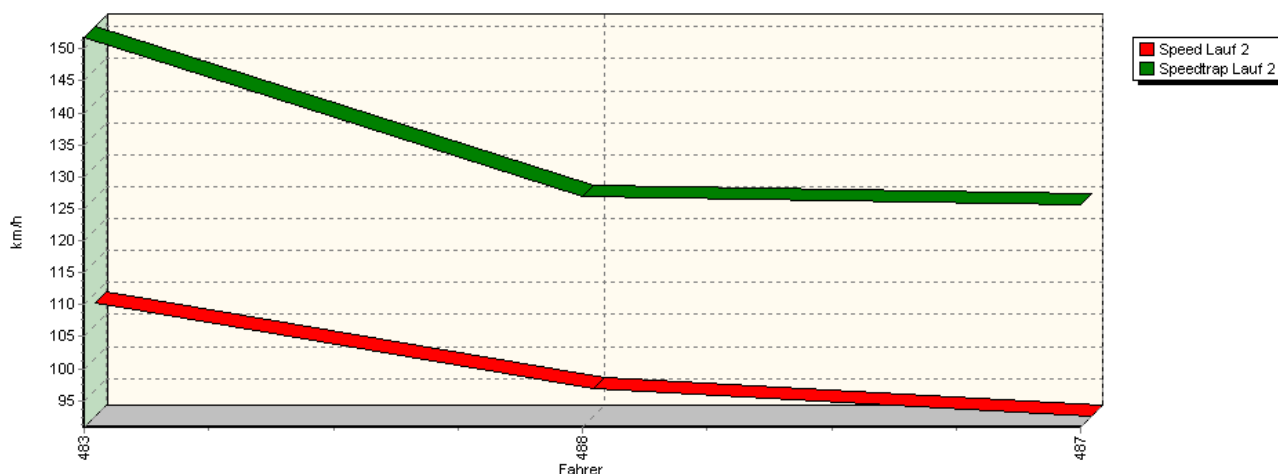


Sektor-Diagramm (Rest) Lauf 1

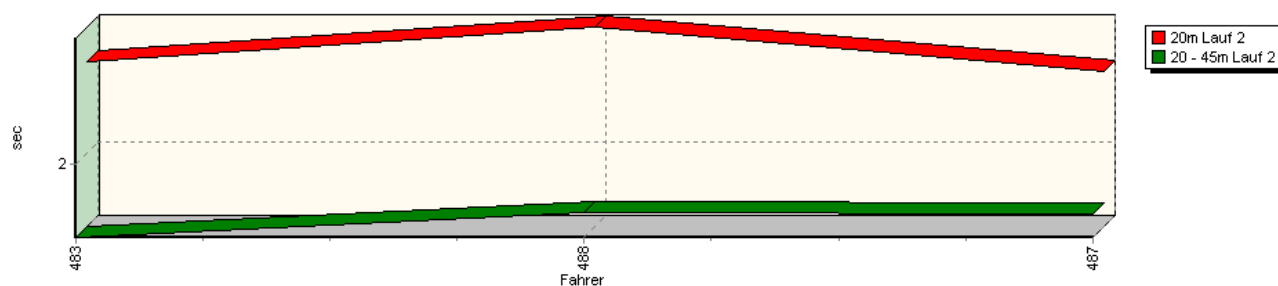


Sektorzeiten & Speeds - Rennen - Gruppe N/CTC/CGT

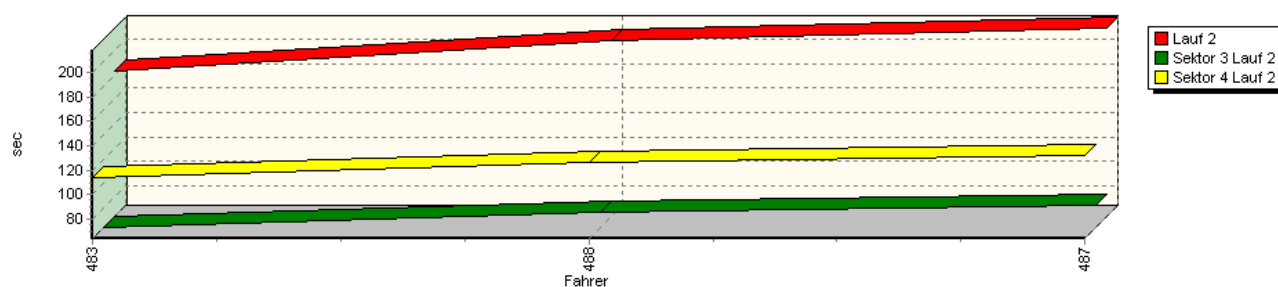
Speed-Diagramm Lauf 2



Sektor-Diagramm (Start) Lauf 2



Sektor-Diagramm (Rest) Lauf 2

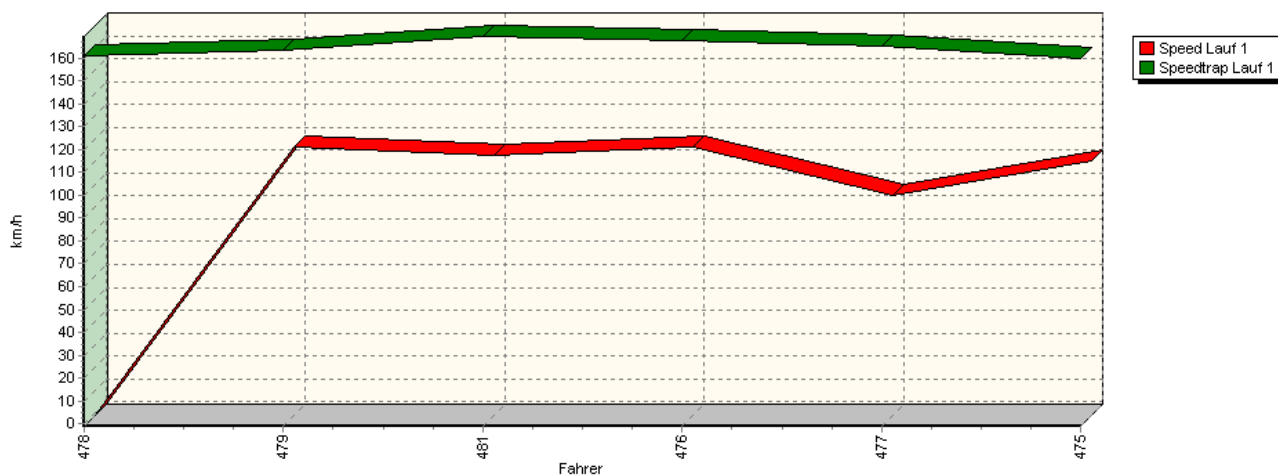


| Rg. | Nr. | Sektor 1 (20m) | Sektor 2 (20-45m) | Sektor 3 | Speed (P22) | Sektor 4 | Laufzeit | Speed (Lauf) | |
|-----|-----|-------------------------|-------------------|--------------------|-------------|-------------|-----------|--------------|-------------|
| 1 | 483 | PFEIFER Manuel | | Honda Civic Type R | | | | | |
| | | Lauf 1: | 00:02.663 | 00:01.610 | 01:08.119 | 152,12 km/h | 01:51.022 | 03:03.414 | 107,95 km/h |
| | | Lauf 2: | 00:02.500 | 00:01.601 | 01:04.131 | 151,81 km/h | 01:54.263 | 03:02.495 | 108,50 km/h |
| 2 | 488 | BÄCHLE Christian | | Suzuki Swift Sport | | | | | |
| | | Lauf 1: | 00:02.702 | 00:01.750 | 01:16.427 | 124,31 km/h | 02:09.295 | 03:30.174 | 94,21 km/h |
| | | Lauf 2: | 00:02.689 | 00:01.737 | 01:16.784 | 126,87 km/h | 02:06.899 | 03:28.109 | 95,14 km/h |

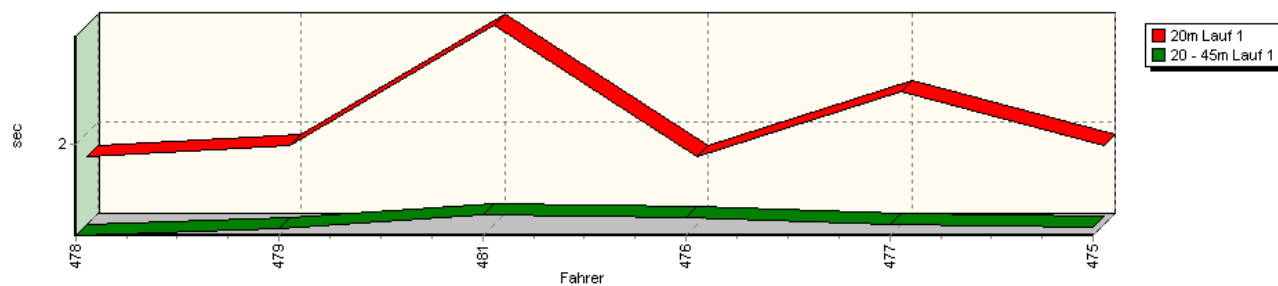
Sektorzeiten & Speeds - Rennen - Gruppe N/CTC/CGT

| Rg. | Nr. | Sektor 1 (20m) | Sektor 2 (20-45m) | Sektor 3 | Speed (P22) | Sektor 4 | Laufzeit | Speed (Lauf) |
|-----|-----|-----------------------|-------------------|-------------|-------------|-------------|-----------|--------------|
| 3 | 487 | D'ACRI Stefano | | Peugeot 106 | | | | |
| | | Lauf 1: | 00:02.626 | 00:01.824 | 01:23.525 | 116,39 km/h | 02:15.005 | 03:42.980 |
| | | Lauf 2: | 00:02.450 | 00:01.729 | 01:21.716 | 125,54 km/h | 02:12.102 | 03:37.997 |

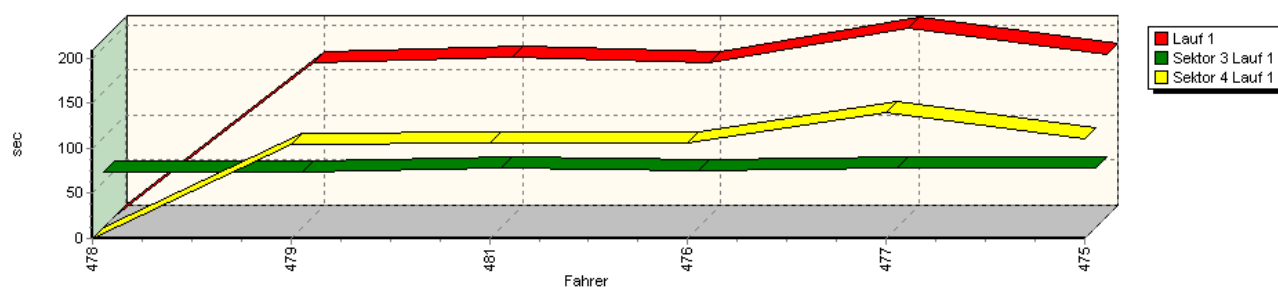
Speed-Diagramm Lauf 1



Sektor-Diagramm (Start) Lauf 1

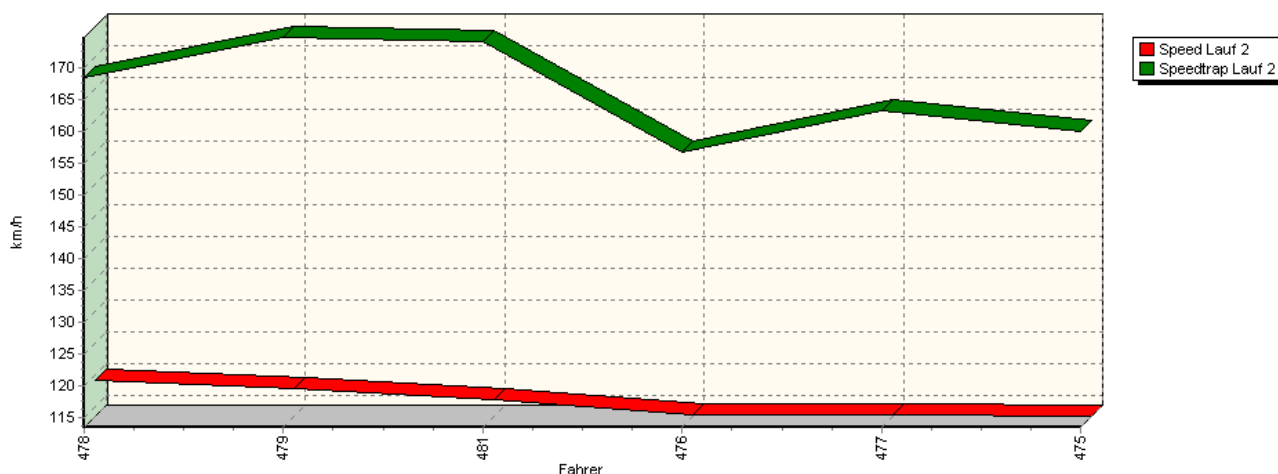


Sektor-Diagramm (Rest) Lauf 1

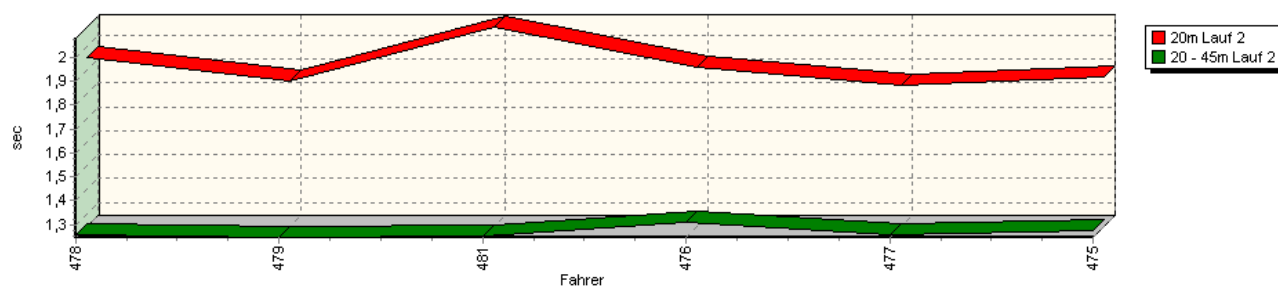


Sektorzeiten & Speeds - Rennen - Gruppe N/CTC/CGT

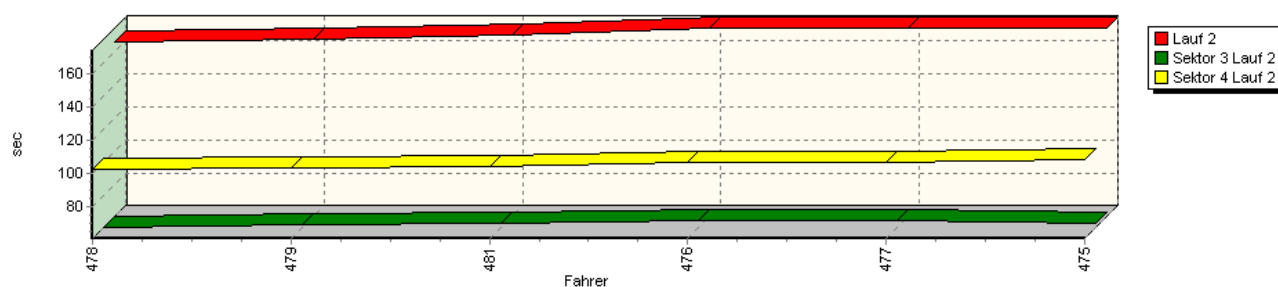
Speed-Diagramm Lauf 2



Sektor-Diagramm (Start) Lauf 2



Sektor-Diagramm (Rest) Lauf 2



| Rg. | Nr. | Sektor 1 (20m) | Sektor 2 (20-45m) | Sektor 3 | Speed (P22) | Sektor 4 | Laufzeit | Speed (Lauf) |
|-----|-----|------------------------|-------------------|--------------------------|-------------|---------------|-----------|--------------|
| 1 | 478 | LOS Jiri | | Mitsubishi Lancer EVO IX | | | | |
| | | Lauf 1: | 00:01.796 | 00:01.208 | 01:01.894 | 160,69 km/h * | A | * km/h |
| | | Lauf 2: | 00:01.950 | 00:01.261 | 01:00.519 | 168,40 km/h | 01:42.442 | 02:46.172 |
| 2 | 479 | MUHVIC Tomislav | | Mitsubishi Lancer EVO 9 | | | | |
| | | Lauf 1: | 00:01.893 | 00:01.272 | 01:02.146 | 163,31 km/h | 01:45.046 | 02:50.357 |
| | | Lauf 2: | 00:01.851 | 00:01.247 | 01:01.940 | 174,74 km/h | 01:43.143 | 02:48.181 |

Sektorzeiten & Speeds - Rennen - Gruppe N/CTC/CGT

| Rg. | Nr. | | Sektor 1 (20m) | Sektor 2 (20-45m) | Sektor 3 | Speed (P22) | Sektor 4 | Laufzeit | Speed (Lauf) |
|-----|-----|---------------------------|----------------|--------------------------|-----------|-------------|-----------|-----------|--------------|
| 3 | 481 | BENES Oskar | | Mitsubishi EVO X | | | | | |
| | | Lauf 1: | 00:02.932 | 00:01.388 | 01:05.412 | 169,38 km/h | 01:46.530 | 02:56.262 | 112,33 km/h |
| | | Lauf 2: | 00:02.078 | 00:01.255 | 01:03.326 | 174,06 km/h | 01:43.921 | 02:50.580 | 116,07 km/h |
| 4 | 476 | SAJLER Filip | | Mitsubishi Lancer EVO X | | | | | |
| | | Lauf 1: | 00:01.797 | 00:01.366 | 01:02.406 | 167,80 km/h | 01:45.247 | 02:50.816 | 115,91 km/h |
| | | Lauf 2: | 00:01.911 | 00:01.308 | 01:04.545 | 156,79 km/h | 01:46.425 | 02:54.189 | 113,67 km/h |
| 5 | 477 | JERMAN Martin | | Mitsubishi Lancer EVO IX | | | | | |
| | | Lauf 1: | 00:02.357 | 00:01.298 | 01:05.361 | 165,31 km/h | 02:19.793 | 03:28.809 | 94,82 km/h |
| | | Lauf 2: | 00:01.835 | 00:01.261 | 01:04.356 | 163,23 km/h | 01:46.714 | 02:54.166 | 113,69 km/h |
| 6 | 475 | SAJLEROVÁ Gabriela | | Mitsubishi Lancer EVO X | | | | | |
| | | Lauf 1: | 00:01.887 | 00:01.278 | 01:05.900 | 159,53 km/h | 01:50.833 | 02:59.898 | 110,06 km/h |
| | | Lauf 2: | 00:01.870 | 00:01.278 | 01:03.352 | 159,96 km/h | 01:47.979 | 02:54.479 | 113,48 km/h |