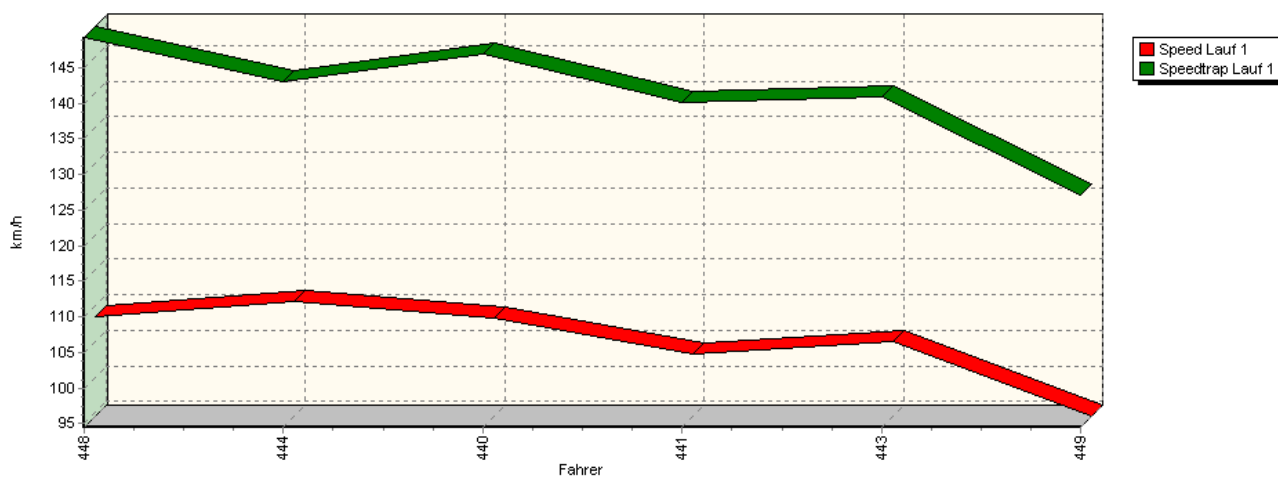
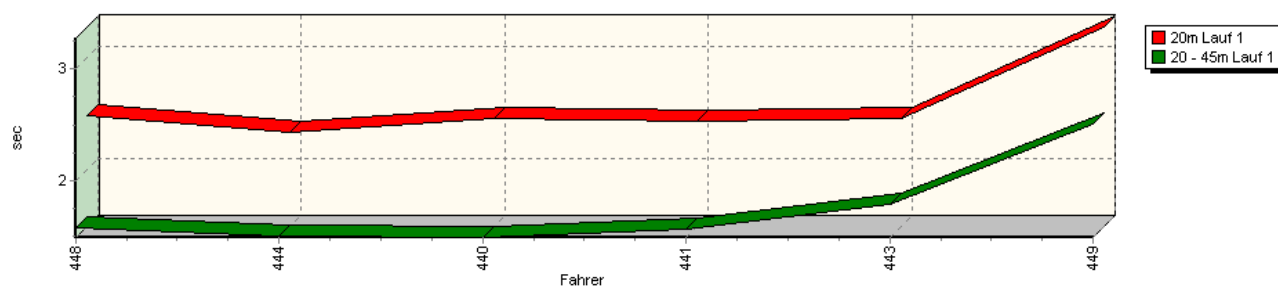


## Sektorzeiten & Speeds - Rennen - Gr. H 1150 + 1300 ccm

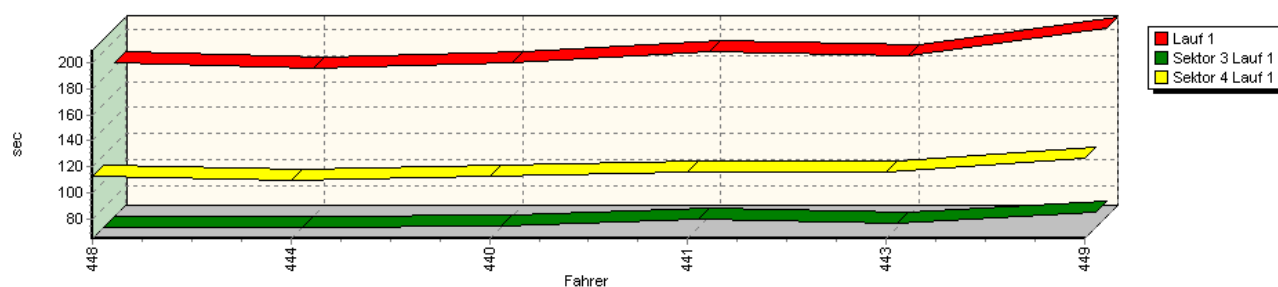
Speed-Diagramm Lauf 1



Sektor-Diagramm (Start) Lauf 1

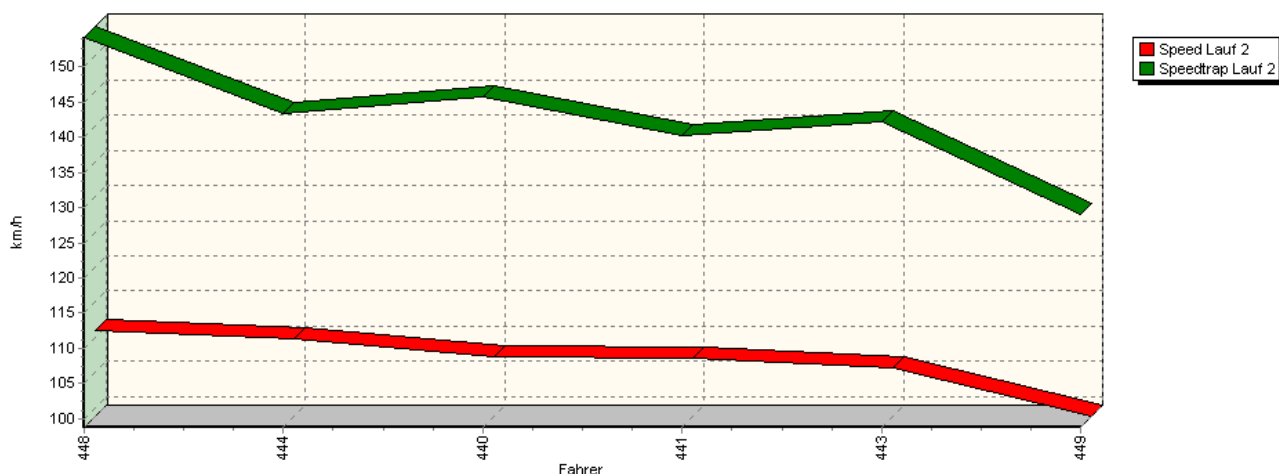


Sektor-Diagramm (Rest) Lauf 1

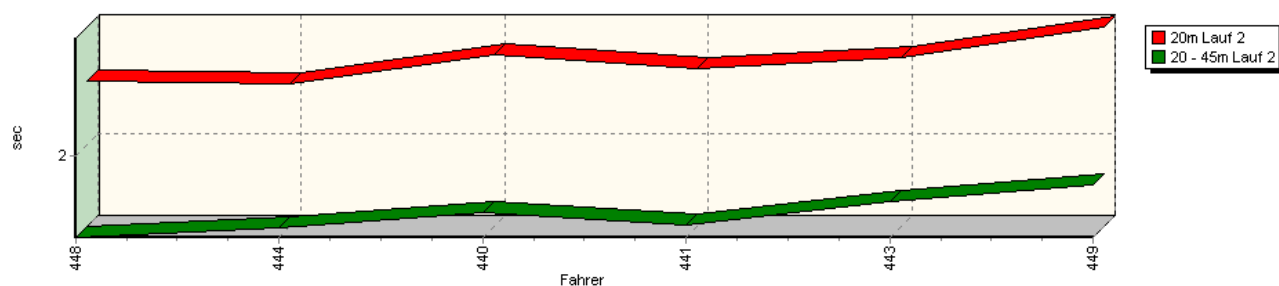


## Sektorzeiten & Speeds - Rennen - Gr. H 1150 + 1300 ccm

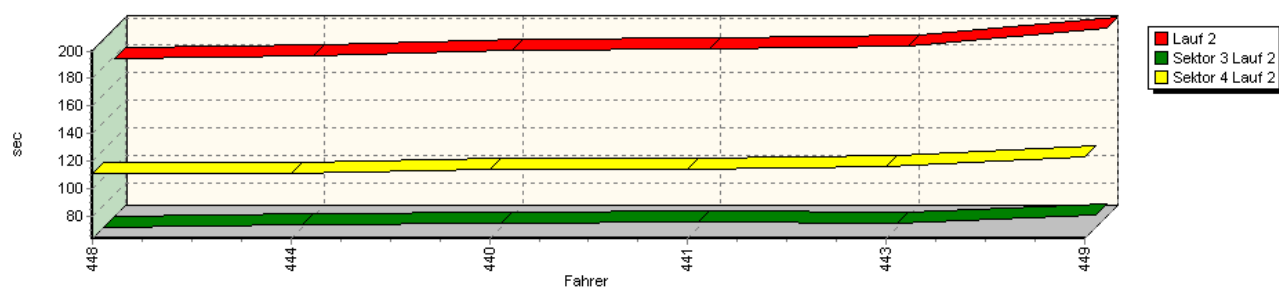
Speed-Diagramm Lauf 2



Sektor-Diagramm (Start) Lauf 2



Sektor-Diagramm (Rest) Lauf 2

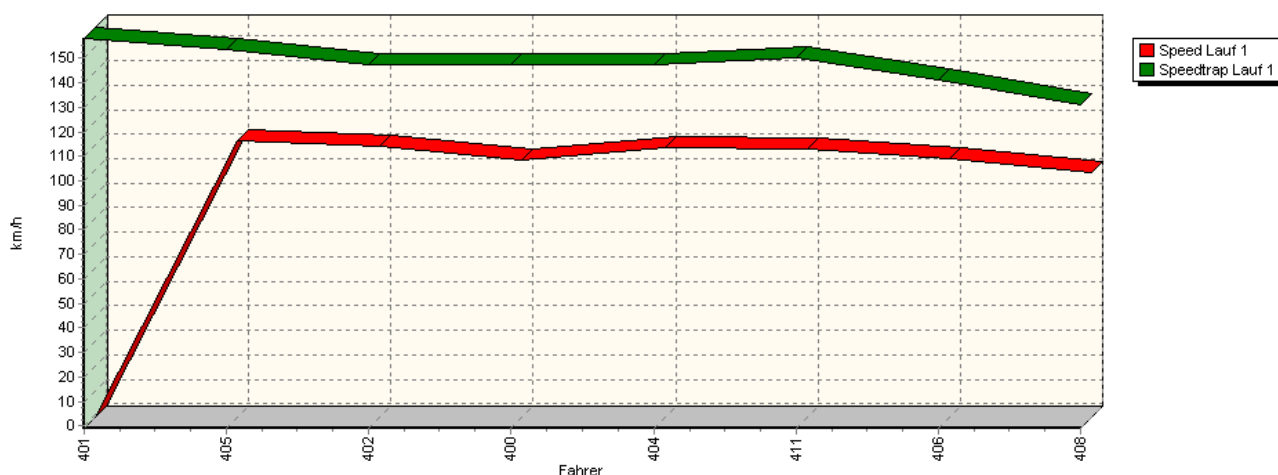


Rg.	Nr.	Sektor 1 (20m)	Sektor 2 (20-45m)	Sektor 3	Speed (P22)	Sektor 4	Laufzeit	Speed (Lauf)	
1	448	<b>STELBERG Thomas</b>		Schneider Polo Coupé 16V					
		Lauf 1:	00:02.486	00:01.576	01:05.363	149,24 km/h	01:53.113	03:02.538	108,47 km/h
		Lauf 2:	00:02.432	00:01.445	01:03.670	154,22 km/h	01:50.808	02:58.355	111,01 km/h
2	444	<b>HEßBERGER Jürgen</b>		Fiat 127 Sport Martini-Racing					
		Lauf 1:	00:02.331	00:01.504	01:05.071	142,99 km/h	01:50.059	02:58.965	110,64 km/h
		Lauf 2:	00:02.419	00:01.513	01:05.827	143,35 km/h	01:50.762	03:00.521	109,68 km/h

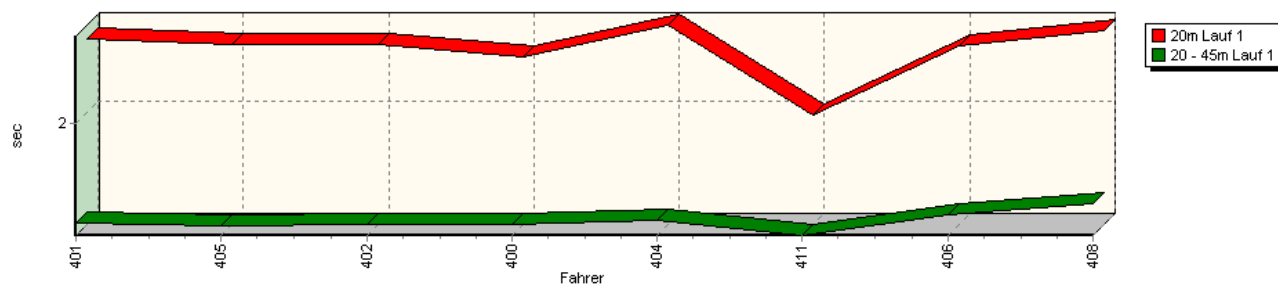
## Sektorzeiten & Speeds - Rennen - Gr. H 1150 + 1300 ccm

Rg.	Nr.		Sektor 1 (20m)	Sektor 2 (20-45m)	Sektor 3	Speed (P22)	Sektor 4	Laufzeit	Speed (Lauf)
3	440	<b>DEUTSCH Bernd</b>		Schneider Audi 50					
		Lauf 1:	00:02.458	00:01.495	01:06.309	146,95 km/h	01:52.521	03:02.783	108,33 km/h
		Lauf 2:	00:02.613	00:01.611	01:06.880	145,83 km/h	01:53.492	03:04.596	107,26 km/h
4	441	<b>STEGMANN Tobias</b>		Schneider Audi 50					
		Lauf 1:	00:02.434	00:01.567	01:11.384	140,18 km/h	01:56.528	03:11.913	103,17 km/h
		Lauf 2:	00:02.517	00:01.533	01:07.468	140,29 km/h	01:53.672	03:05.190	106,92 km/h
5	443	<b>RICHTER Peter</b>		VW Capricorn Polo					
		Lauf 1:	00:02.461	00:01.794	01:08.607	140,91 km/h	01:55.863	03:08.725	104,91 km/h
		Lauf 2:	00:02.591	00:01.693	01:07.058	142,17 km/h	01:56.288	03:07.630	105,53 km/h
6	449	<b>HOFFMANN Dieter</b>		Trabant 601 Sachsenring					
		Lauf 1:	00:03.277	00:02.513	01:17.047	127,07 km/h	02:06.670	03:29.507	94,51 km/h
		Lauf 2:	00:02.803	00:01.803	01:12.843	129,08 km/h	02:03.075	03:20.524	98,74 km/h

Speed-Diagramm Lauf 1

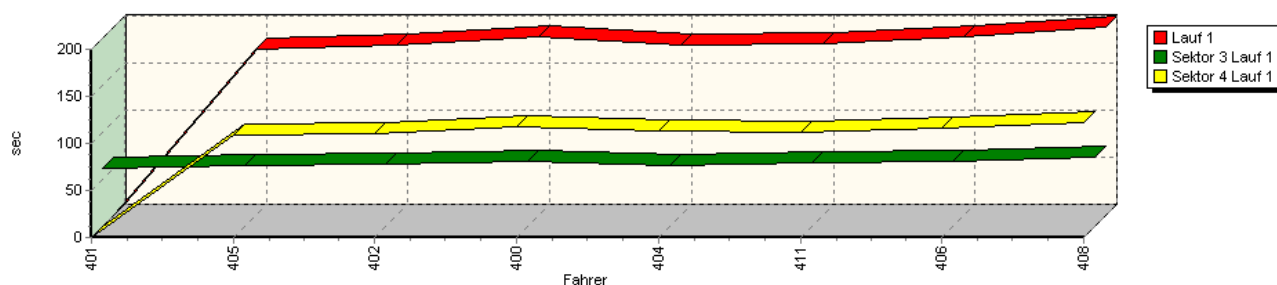


Sektor-Diagramm (Start) Lauf 1

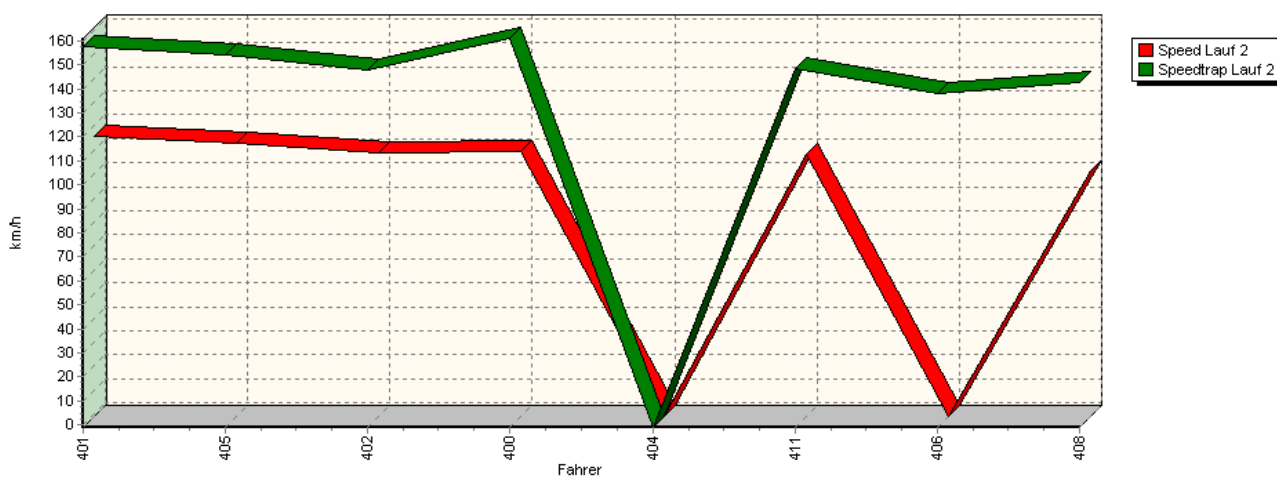


## Sektorzeiten & Speeds - Rennen - Gr. H 1150 + 1300 ccm

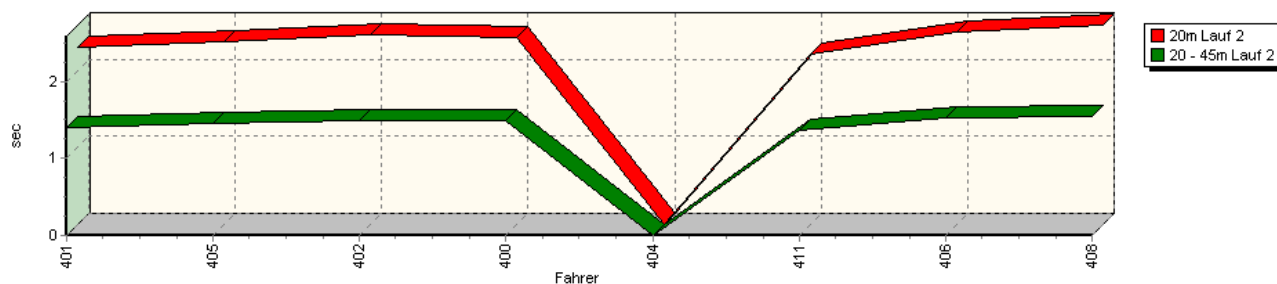
**Sektor-Diagramm (Rest) Lauf 1**



**Speed-Diagramm Lauf 2**

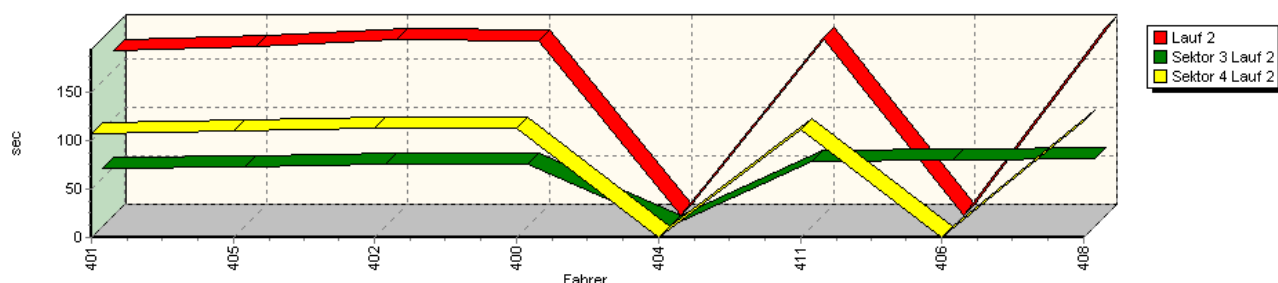


**Sektor-Diagramm (Start) Lauf 2**



## Sektorzeiten & Speeds - Rennen - Gr. H 1150 + 1300 ccm

Sektor-Diagramm (Rest) Lauf 2



Rg.	Nr.	Sektor 1 (20m)	Sektor 2 (20-45m)	Sektor 3	Speed (P22)	Sektor 4	Laufzeit	Speed (Lauf)
1	401	<b>EBENHÖH Armin</b>		VW Polo Minichberger 16V				
		Lauf 1:	00:02.388	00:01.472	01:01.124	158,14 km/h *	A	* km/h
		Lauf 2:	00:02.299	00:01.402	01:00.075	157,67 km/h	01:46.986	02:50.762 115,95 km/h
2	405	<b>MOSER Hugo</b>		VW Polo I				
		Lauf 1:	00:02.362	00:01.457	01:04.111	153,39 km/h	01:48.728	02:56.658 112,08 km/h
		Lauf 2:	00:02.381	00:01.450	01:01.904	154,27 km/h	01:49.717	02:55.452 112,85 km/h
3	402	<b>HÖRNIG Christof</b>		VW Polo II				
		Lauf 1:	00:02.361	00:01.466	01:06.175	147,58 km/h	01:50.631	03:00.633 109,61 km/h
		Lauf 2:	00:02.470	00:01.495	01:05.186	147,61 km/h	01:52.975	03:02.126 108,72 km/h
4	400	<b>KONRAD Manfred</b>		VW Corrado				
		Lauf 1:	00:02.293	00:01.464	01:08.567	147,31 km/h	01:58.099	03:10.423 103,98 km/h
		Lauf 2:	00:02.434	00:01.486	01:04.056	161,07 km/h	01:52.694	03:00.670 109,59 km/h
5	404	<b>ABB Nils</b>		VW Schneider Polo II 8V				
		Lauf 1:	00:02.465	00:01.484	01:04.898	147,69 km/h	01:52.867	03:01.714 108,96 km/h
		Lauf 2:	*	*	*	* km/h	*	* km/h
6	411	<b>KOHLER Thomas</b>		Fiat X1/9 16V				
		Lauf 1:	00:01.985	00:01.406	01:07.221	150,44 km/h	01:51.678	03:02.290 108,62 km/h
		Lauf 2:	00:02.212	00:01.366	01:07.682	148,63 km/h	01:51.704	03:02.964 108,22 km/h
7	406	<b>STREIBERGER Klaus</b>		VW Polo				
		Lauf 1:	00:02.356	00:01.515	01:09.077	140,97 km/h	01:56.473	03:09.421 104,53 km/h
		Lauf 2:	00:02.509	00:01.532	01:09.394	138,18 km/h *	A	* km/h
8	408	<b>HÜLSMANN Markus</b>		VW Golf I				
		Lauf 1:	00:02.439	00:01.573	01:13.323	130,81 km/h	02:02.910	03:20.245 98,88 km/h
		Lauf 2:	00:02.590	00:01.554	01:10.677	142,40 km/h	02:00.135	03:14.956 101,56 km/h