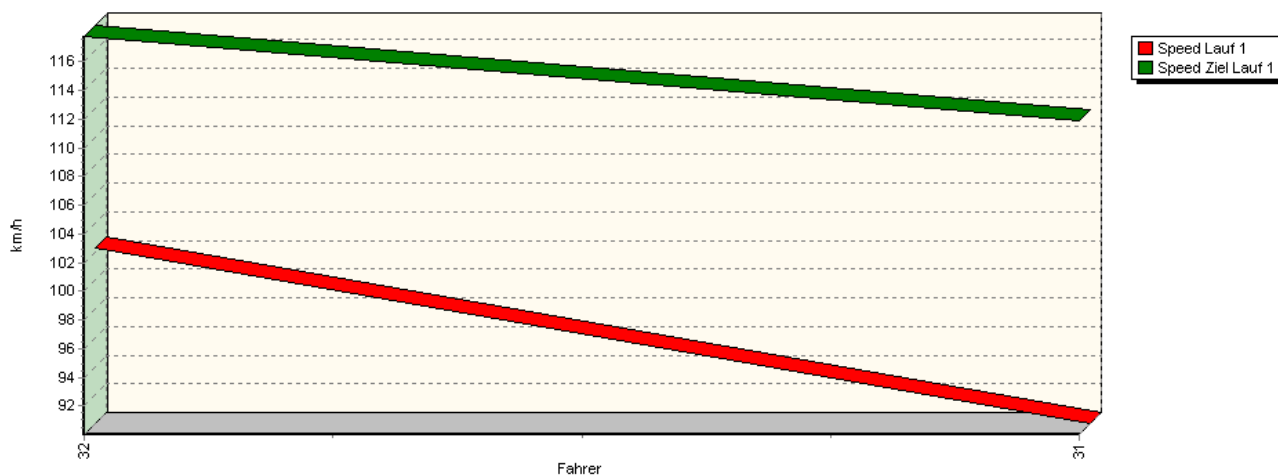


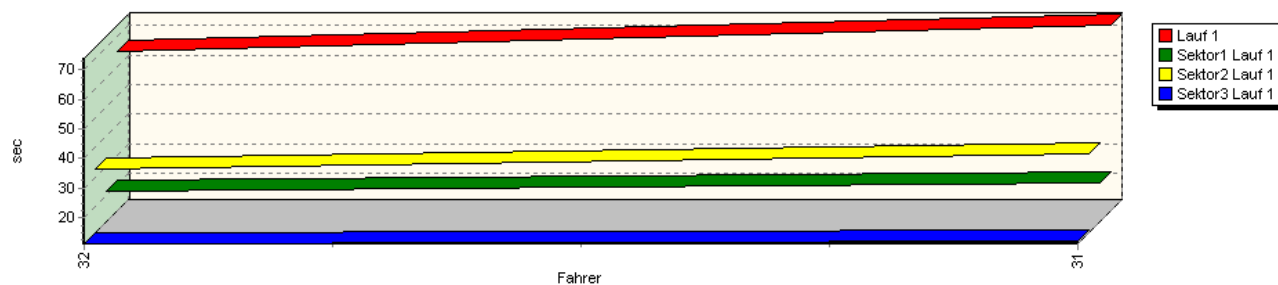
## Sektorzeiten & Speeds - Gr. E2-SS -1600, -2000 + F3

Groupe E2-SS (D,E) Classe 34 jusqu'à 1600 ccm

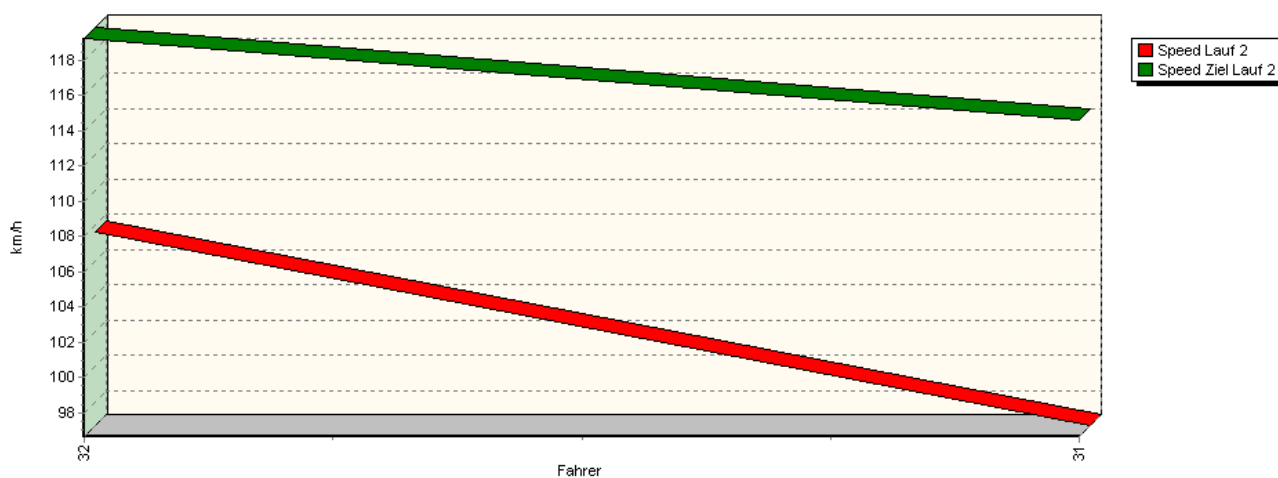
Speed-Diagramm Lauf 1



Sektor-Diagramm (Rest) Lauf 1

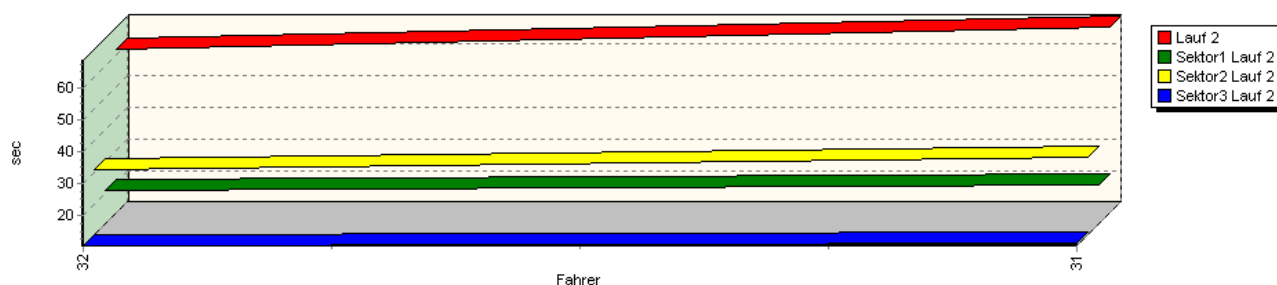


Speed-Diagramm Lauf 2

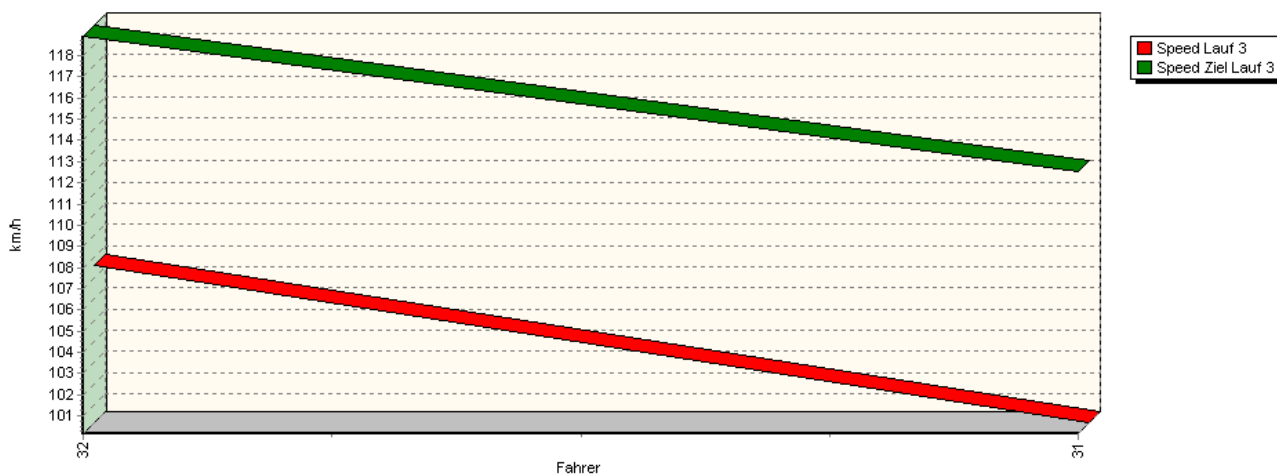


## Sektorzeiten & Speeds - Gr. E2-SS -1600, -2000 + F3

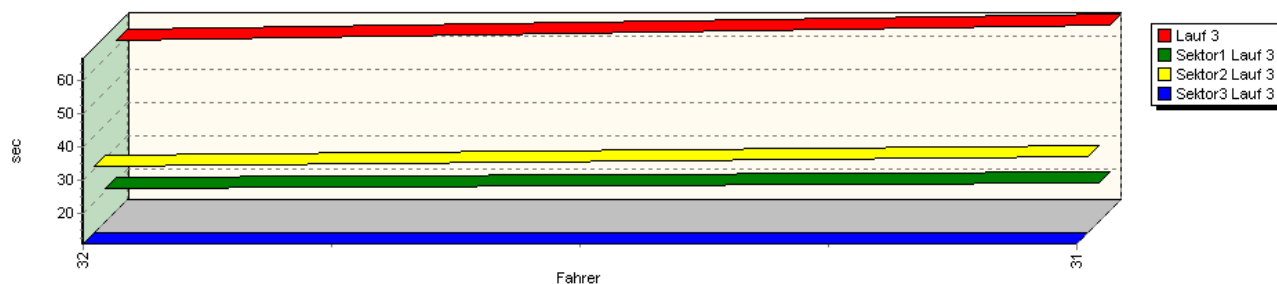
Sektor-Diagramm (Rest) Lauf 2



Speed-Diagramm Lauf 3



Sektor-Diagramm (Rest) Lauf 3



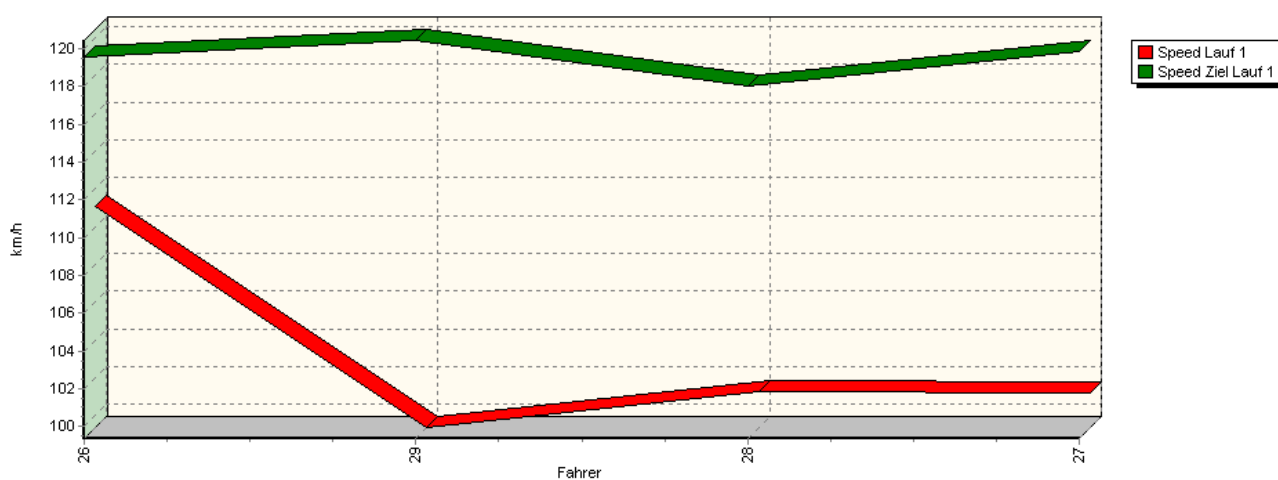
Rg.	Nr.	Sektor 1	Sektor 2	Sektor 3	Speed Ziel	Laufzeit	Speed (Lauf)	
1	32	<b>VANDEPUT Julien</b>	Van Diemen-Vauxhall RF99					
		Lauf 1:	00:21.309	00:32.839	00:10.984	117,77 km/h	01:05.132	102,25 km/h
		Lauf 2:	00:20.741	00:30.844	00:10.296	119,23 km/h	01:01.881	107,63 km/h
		Lauf 3:	00:20.662	00:30.612	00:10.651	118,92 km/h	01:01.925	107,55 km/h

## Sektorzeiten & Speeds - Gr. E2-SS -1600, -2000 + F3

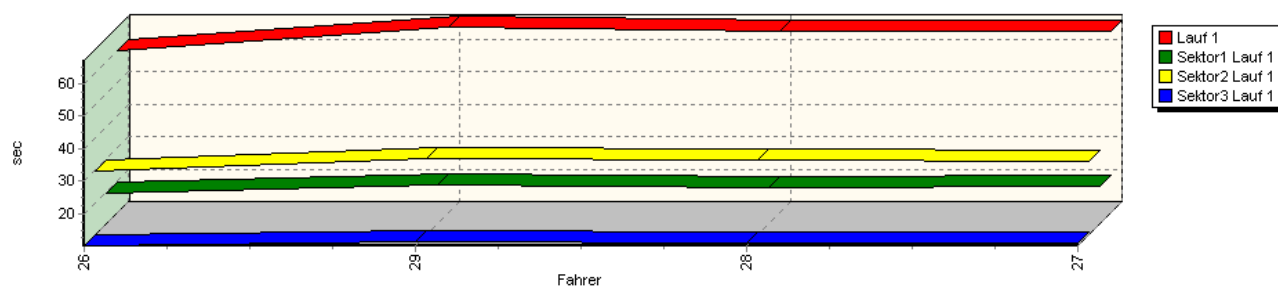
Rg.	Nr.	Sektor 1	Sektor 2	Sektor 3	Speed Ziel	Laufzeit	Speed (Lauf)	
2	31	<b>HERZ Sascha</b>	Mygale-BMW FB-02					
		Lauf 1:	00:23.949	00:38.007	00:12.031	111,92 km/h	01:13.987	90,02 km/h
		Lauf 2:	00:22.613	00:35.010	00:11.293	114,58 km/h	01:08.916	96,64 km/h
		Lauf 3:	00:22.161	00:33.483	00:10.853	112,56 km/h	01:06.497	100,15 km/h

### Groupe E2-SS (D,E) Classe 35 plus de 1600 à 2000 ccm

#### Speed-Diagramm Lauf 1



#### Sektor-Diagramm (Rest) Lauf 1

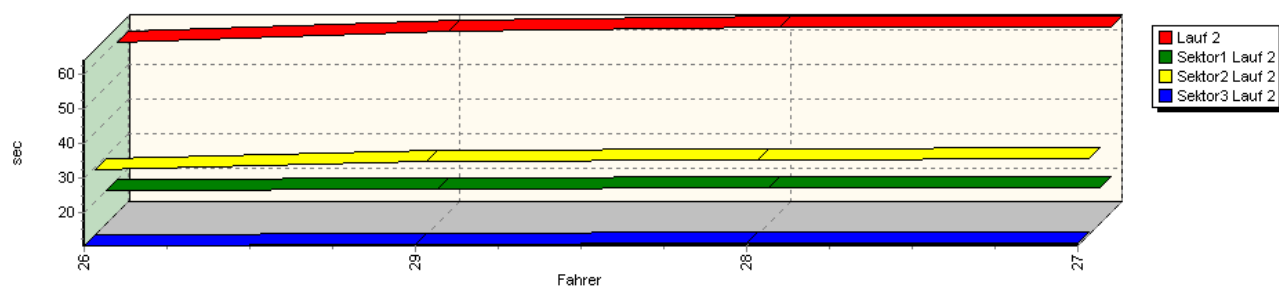


## Sektorzeiten & Speeds - Gr. E2-SS -1600, -2000 + F3

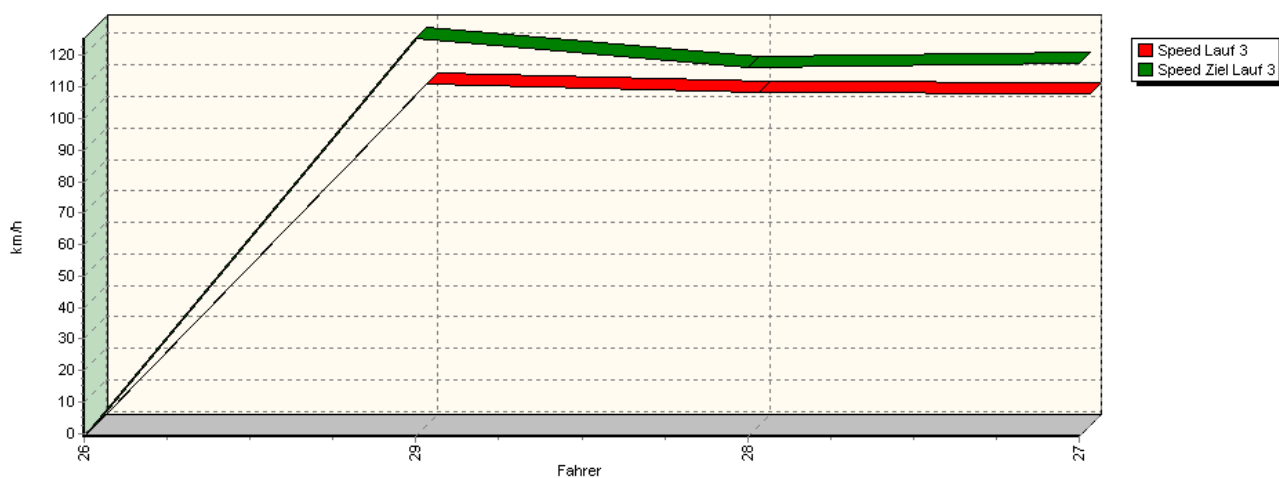
Speed-Diagramm Lauf 2



Sektor-Diagramm (Rest) Lauf 2

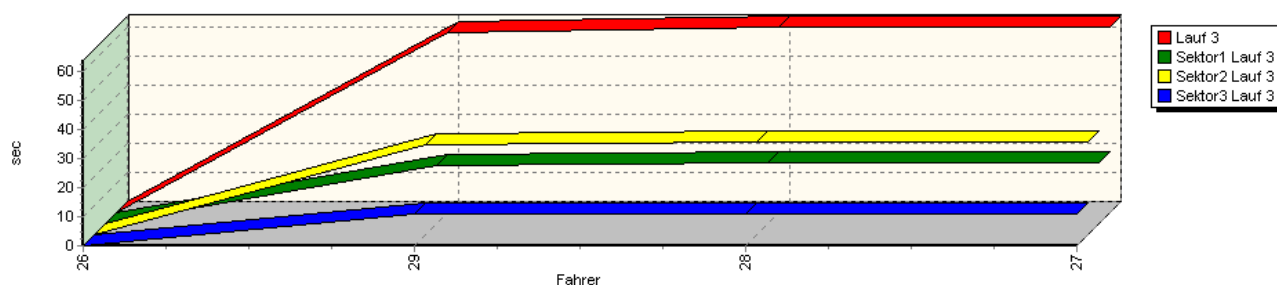


Speed-Diagramm Lauf 3



## Sektorzeiten & Speeds - Gr. E2-SS -1600, -2000 + F3

Sektor-Diagramm (Rest) Lauf 3



Rg.	Nr.	Sektor 1	Sektor 2	Sektor 3	Speed Ziel	Laufzeit	Speed (Lauf)	
1	26	<b>LINDEN Léon</b>		Dallara-Opel Spiess F304				
		Lauf 1:	00:19.807	00:29.828	00:10.318	119,54 km/h	00:59.953	111,09 km/h
		Lauf 2:	00:19.784	00:29.295	00:10.307	119,24 km/h	00:59.386	112,15 km/h
		Lauf 3:	*	*	*	* km/h	*	* km/h
2	29	<b>VITALI Hugo</b>		Dallara-Opel F2				
		Lauf 1:	00:22.061	00:33.476	00:11.492	120,43 km/h	01:07.029	99,36 km/h
		Lauf 2:	00:20.327	00:31.610	00:10.784	125,34 km/h	01:02.721	106,18 km/h
		Lauf 3:	00:20.155	00:31.133	00:10.770	125,48 km/h	01:02.058	107,32 km/h
3	28	<b>ADAMI Erwin</b>		Mygale-Ford Formel Ford				
		Lauf 1:	00:21.365	00:33.265	00:11.127	118,01 km/h	01:05.757	101,28 km/h
		Lauf 2:	00:20.880	00:31.902	00:11.119	115,31 km/h	01:03.901	104,22 km/h
		Lauf 3:	00:21.020	00:31.727	00:10.779	116,10 km/h	01:03.526	104,84 km/h
4	27	<b>BRAQUET Roland</b>		Tatuus-Renault FR2000				
		Lauf 1:	00:21.819	00:32.912	00:11.088	119,86 km/h	01:05.819	101,19 km/h
		Lauf 2:	00:20.609	00:32.176	00:10.958	116,19 km/h	01:03.743	104,48 km/h
		Lauf 3:	00:21.025	00:31.946	00:10.785	117,52 km/h	01:03.756	104,46 km/h

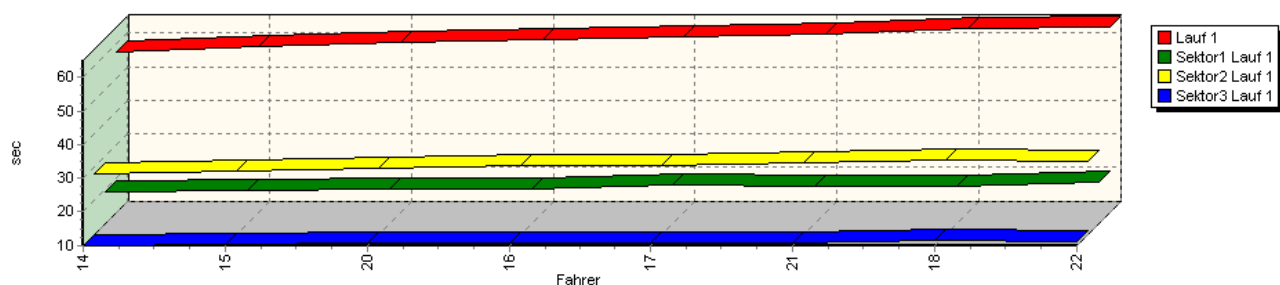
## Groupe E2-SS (D,E) Classe 36 F3

Speed-Diagramm Lauf 1

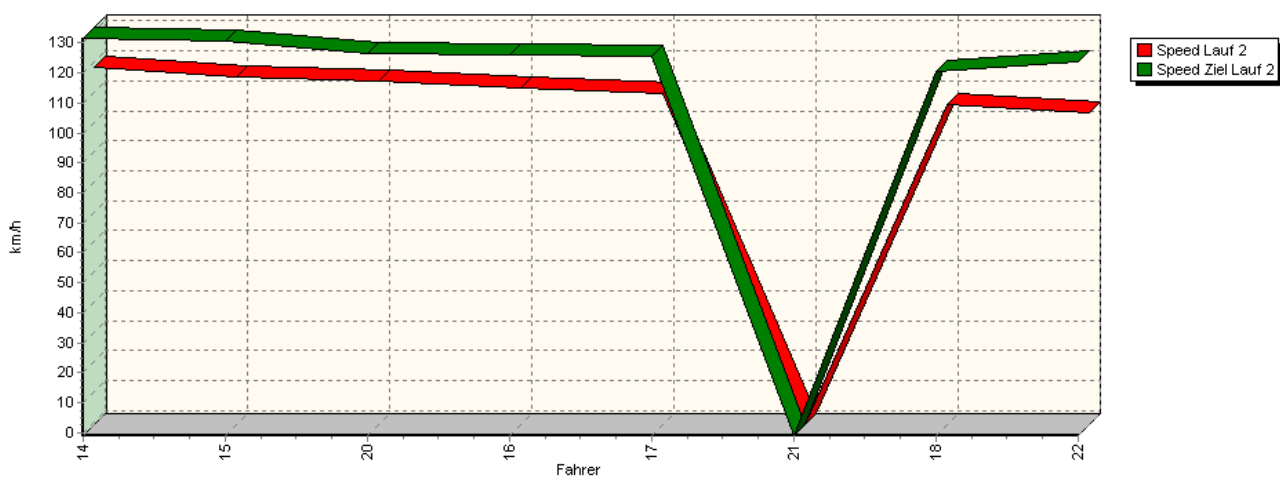


## Sektorzeiten & Speeds - Gr. E2-SS -1600, -2000 + F3

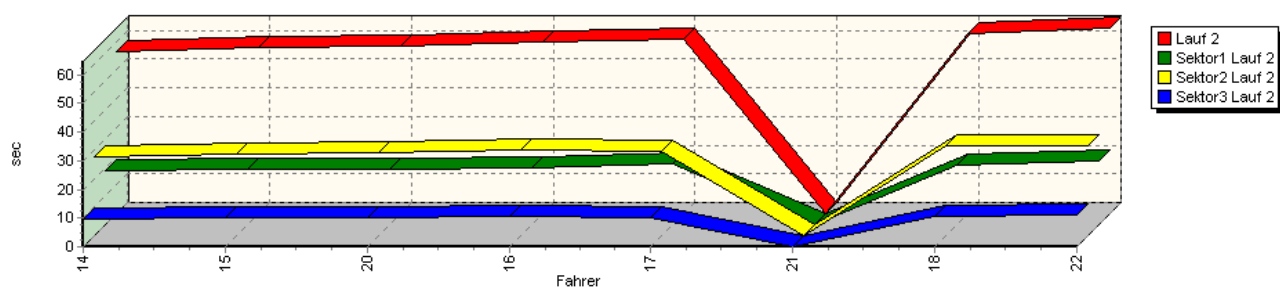
Sektor-Diagramm (Rest) Lauf 1



Speed-Diagramm Lauf 2



Sektor-Diagramm (Rest) Lauf 2

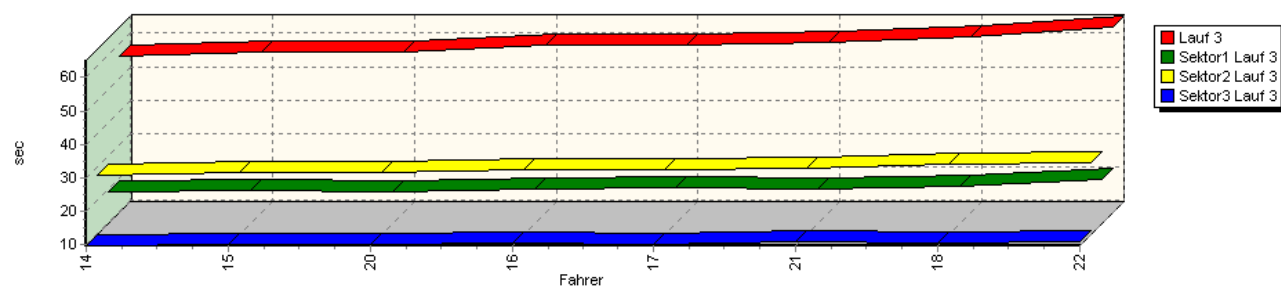


## Sektorzeiten & Speeds - Gr. E2-SS -1600, -2000 + F3

Speed-Diagramm Lauf 3



Sektor-Diagramm (Rest) Lauf 3



Rg.	Nr.	Sektor 1	Sektor 2	Sektor 3	Speed Ziel	Laufzeit	Speed (Lauf)
1	14	<b>CHOLLEY Ludovic</b>	Dallara-Opel F300				
		Lauf 1: 00:19.514	00:28.151	00:09.846	132,09 km/h	00:57.511	115,80 km/h
		Lauf 2: 00:18.951	00:27.615	00:09.733	131,53 km/h	00:56.299	118,30 km/h
		Lauf 3: 00:19.324	00:27.377	00:09.672	130,74 km/h	00:56.373	118,14 km/h
2	15	<b>CHOLLEY Patrick</b>	Dallara-Opel F303-04				
		Lauf 1: 00:19.837	00:29.004	00:10.311	126,27 km/h	00:59.152	112,59 km/h
		Lauf 2: 00:19.220	00:28.599	00:10.046	130,47 km/h	00:57.865	115,10 km/h
		Lauf 3: 00:19.483	00:28.255	00:09.885	132,09 km/h	00:57.623	115,58 km/h
3	20	<b>SOURIS Fredericq</b>	Dallara-Fiat F396				
		Lauf 1: 00:19.953	00:29.710	00:10.840	130,83 km/h	01:00.503	110,08 km/h
		Lauf 2: 00:19.468	00:28.849	00:10.272	126,39 km/h	00:58.589	113,67 km/h
		Lauf 3: 00:19.293	00:28.140	00:10.255	131,73 km/h	00:57.688	115,45 km/h
4	16	<b>FUSILLIER Philippe</b>	Dallara-Renault Sodemo F302				
		Lauf 1: 00:20.216	00:30.342	00:10.680	118,93 km/h	01:01.238	108,76 km/h
		Lauf 2: 00:19.623	00:29.783	00:10.491	125,83 km/h	00:59.897	111,19 km/h
		Lauf 3: 00:19.897	00:29.246	00:10.446	124,55 km/h	00:59.589	111,77 km/h





**European Hill Race**  
**Bergrennen Eschdorf**  
**3. - 5. Mai 2013**  
Luxemburger und Belgische Bergmeisterschaft 2013  
Deutsche Bergmeisterschaft 2013



**Sektorzeiten & Speeds - Gr. E2-SS -1600, -2000 + F3**

Rg.	Nr.	Sektor 1	Sektor 2	Sektor 3	Speed Ziel	Laufzeit	Speed (Lauf)
5	17	<b>CANTE Cécile</b>	Dallara-Mercedes F305/7				
		Lauf 1: 00:21.304	00:30.453	00:10.629	124,18 km/h	01:02.386	106,75 km/h
		Lauf 2: 00:21.163	00:29.600	00:10.047	125,77 km/h	01:00.810	109,52 km/h
		Lauf 3: 00:20.538	00:29.082	00:10.086	130,32 km/h	00:59.706	111,55 km/h
6	21	<b>SAINTMARD Gilles</b>	Dallara-Opel F393				
		Lauf 1: 00:20.772	00:31.409	00:10.829	126,37 km/h	01:03.010	105,70 km/h
		Lauf 2: *	*	*	* km/h	*	* km/h
		Lauf 3: 00:20.034	00:29.484	00:10.877	109,16 km/h	01:00.395	110,27 km/h
7	18	<b>MEIERS Robert</b>	Dallara-Toyota F300				
		Lauf 1: 00:21.136	00:32.080	00:11.376	118,93 km/h	01:04.592	103,11 km/h
		Lauf 2: 00:20.928	00:31.230	00:10.677	120,29 km/h	01:02.835	105,99 km/h
		Lauf 3: 00:20.874	00:30.735	00:10.534	121,86 km/h	01:02.143	107,17 km/h
8	22	<b>WOLPERT Mathieu</b>	BSR-VW 389				
		Lauf 1: 00:22.235	00:31.727	00:11.125	114,64 km/h	01:05.087	102,32 km/h
		Lauf 2: 00:22.073	00:31.311	00:11.297	123,59 km/h	01:04.681	102,97 km/h
		Lauf 3: 00:22.773	00:31.272	00:11.098	119,71 km/h	01:05.143	102,24 km/h