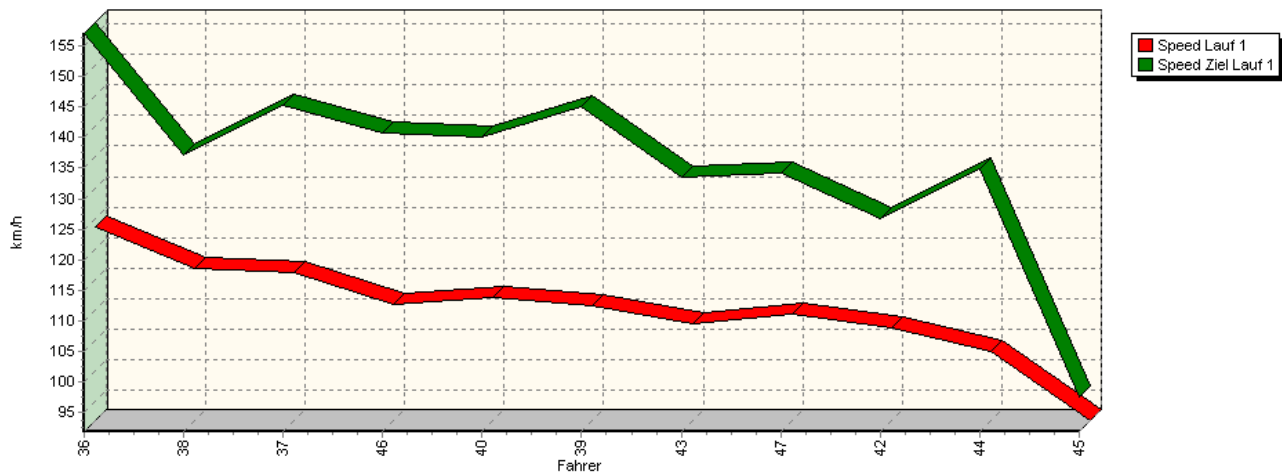


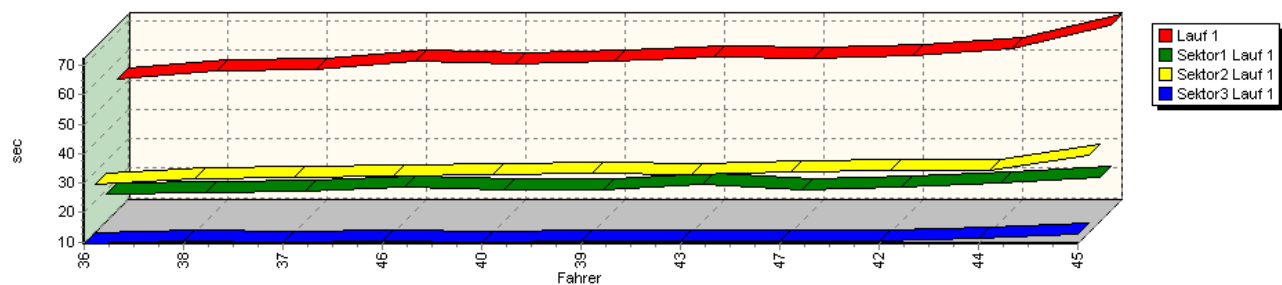
Sektorzeiten & Speeds - Gr. E2-SC/CN -3000 / +3500 ccm

Groupe E2-SC/CN/C3 Classe 33 plus de 2500 à 3000 ccm

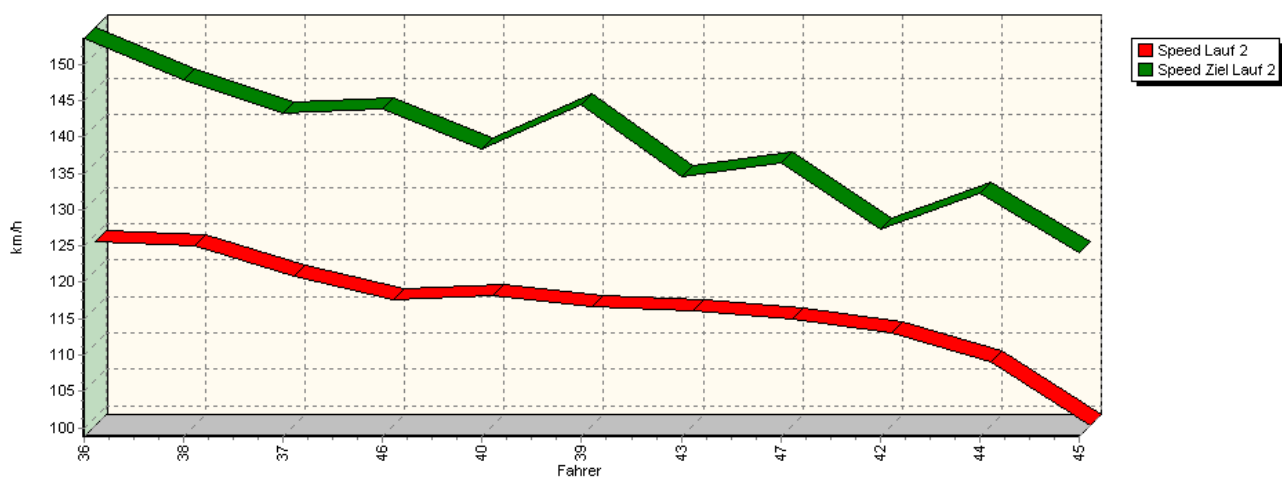
Speed-Diagramm Lauf 1



Sektor-Diagramm (Rest) Lauf 1

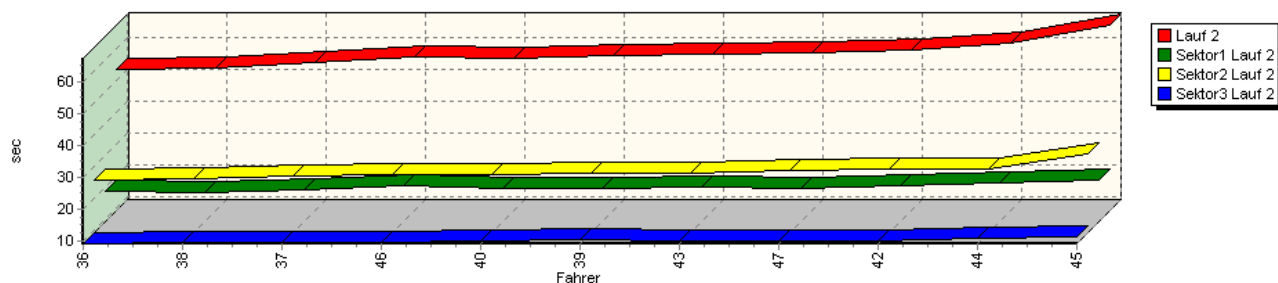


Speed-Diagramm Lauf 2

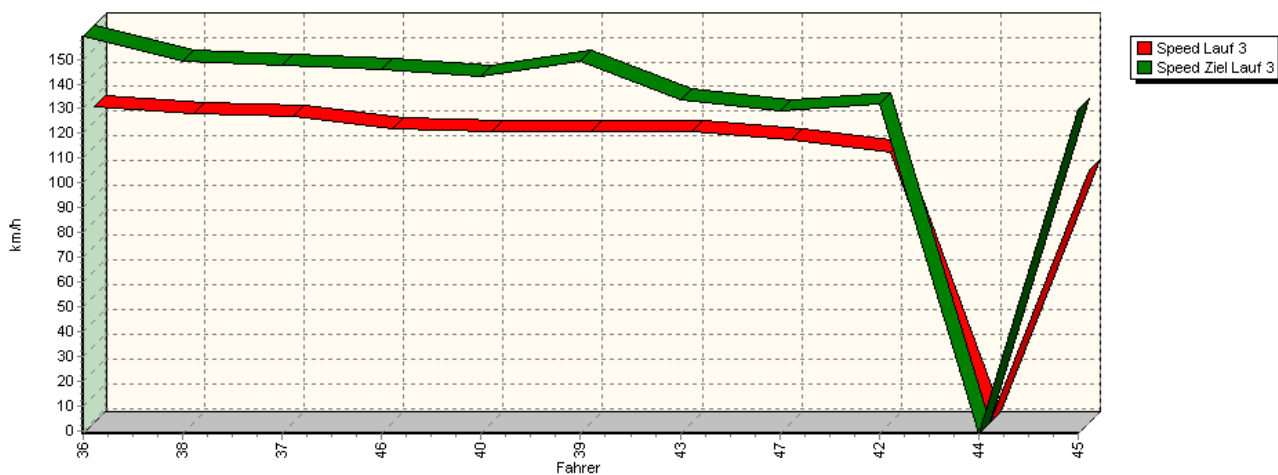


Sektorzeiten & Speeds - Gr. E2-SC/CN -3000 / +3500 ccm

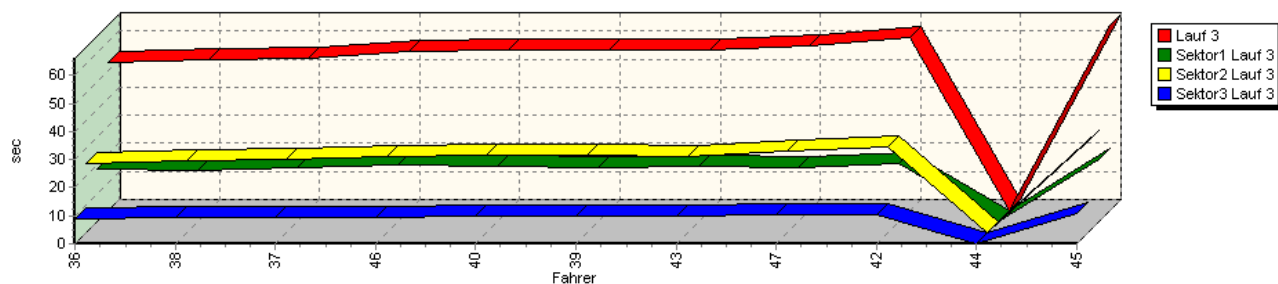
Sektor-Diagramm (Rest) Lauf 2



Speed-Diagramm Lauf 3



Sektor-Diagramm (Rest) Lauf 3



Rg.	Nr.	Sektor 1	Sektor 2	Sektor 3	Speed Ziel	Laufzeit	Speed (Lauf)	
1	36	ZAJELSNIK Patrik		Norma-Mugen M20F				
		Lauf 1:	00:18.923	00:25.654	00:09.367	157,01 km/h	00:53.944	123,46 km/h
		Lauf 2:	00:18.733	00:25.734	00:09.233	153,54 km/h	00:53.700	124,02 km/h
		Lauf 3:	00:18.671	00:24.921	00:09.030	159,19 km/h	00:52.622	126,56 km/h



European Hill Race

Bergrennen Eschdorf

3. - 5. Mai 2013

Luxemburger und Belgische Bergmeisterschaft 2013

Deutsche Bergmeisterschaft 2013



Sektorzeiten & Speeds - Gr. E2-SC/CN -3000 / +3500 ccm

Rg.	Nr.	Sektor 1	Sektor 2	Sektor 3	Speed Ziel	Laufzeit	Speed (Lauf)
2	38	MARCHAL Jacques	Norma-BMW M20F				
		Lauf 1: 00:19.225	00:27.681	00:10.102	137,18 km/h	00:57.008	116,83 km/h
		Lauf 2: 00:18.175	00:26.122	00:09.666	147,78 km/h	00:53.963	123,42 km/h
		Lauf 3: 00:18.386	00:25.881	00:09.498	149,36 km/h	00:53.765	123,87 km/h
3	37	DE CONINCK Jelle	Norma-BMW M20F				
		Lauf 1: 00:19.552	00:28.137	00:09.631	145,21 km/h	00:57.320	116,19 km/h
		Lauf 2: 00:19.278	00:26.827	00:09.743	143,29 km/h	00:55.848	119,25 km/h
		Lauf 3: 00:19.062	00:26.024	00:09.315	147,44 km/h	00:54.401	122,42 km/h
4	46	FLADUNG Holger	Osella-BMW PA20S				
		Lauf 1: 00:21.194	00:28.766	00:10.114	140,73 km/h	01:00.074	110,86 km/h
		Lauf 2: 00:20.397	00:27.267	00:09.747	143,80 km/h	00:57.411	116,01 km/h
		Lauf 3: 00:20.009	00:27.113	00:09.568	145,69 km/h	00:56.690	117,48 km/h
5	40	ZAJELSNIK Alexander	Norma-BMW M20F				
		Lauf 1: 00:20.143	00:29.214	00:10.055	140,06 km/h	00:59.412	112,10 km/h
		Lauf 2: 00:19.479	00:27.648	00:09.928	138,30 km/h	00:57.055	116,73 km/h
		Lauf 3: 00:19.602	00:27.682	00:09.918	143,15 km/h	00:57.202	116,43 km/h
6	39	BREBSOM Nicolas	Norma-Cosworth M20FC				
		Lauf 1: 00:20.214	00:29.483	00:10.529	145,00 km/h	01:00.226	110,58 km/h
		Lauf 2: 00:19.462	00:28.015	00:10.358	144,43 km/h	00:57.835	115,15 km/h
		Lauf 3: 00:19.355	00:27.758	00:10.091	149,27 km/h	00:57.204	116,43 km/h
7	43	BEHNKE Peter	Osella-BMW PA20				
		Lauf 1: 00:22.063	00:29.339	00:10.445	133,46 km/h	01:01.847	107,68 km/h
		Lauf 2: 00:20.162	00:27.989	00:09.994	134,48 km/h	00:58.145	114,54 km/h
		Lauf 3: 00:19.880	00:27.381	00:09.947	133,81 km/h	00:57.208	116,42 km/h
8	47	PERVEUX Didier	Radical-Powertec SR8 LM V8				
		Lauf 1: 00:20.346	00:30.110	00:10.486	134,21 km/h	01:00.942	109,28 km/h
		Lauf 2: 00:19.670	00:28.743	00:10.271	136,39 km/h	00:58.684	113,49 km/h
		Lauf 3: 00:19.438	00:29.223	00:10.287	128,97 km/h	00:58.948	112,98 km/h
9	42	BEHNKE Michael	Osella-BMW PA20				
		Lauf 1: 00:21.215	00:30.554	00:10.423	126,80 km/h	01:02.192	107,09 km/h
		Lauf 2: 00:20.476	00:29.102	00:10.102	127,35 km/h	00:59.680	111,59 km/h
		Lauf 3: 00:20.885	00:30.452	00:10.429	131,99 km/h	01:01.766	107,83 km/h
10	44	GEBHARD Dino	Osella-BMW PA20S				
		Lauf 1: 00:22.630	00:30.656	00:11.228	134,79 km/h	01:04.514	103,23 km/h
		Lauf 2: 00:21.553	00:29.329	00:11.081	132,17 km/h	01:01.963	107,48 km/h
		Lauf 3: *	*	*	* km/h	*	* km/h
11	45	EIERMANN Philipp Karl	Osella-BMW PA20S				
		Lauf 1: 00:24.296	00:35.698	00:12.457	97,68 km/h	01:12.451	91,92 km/h
		Lauf 2: 00:22.352	00:33.818	00:11.253	124,01 km/h	01:07.423	98,78 km/h
		Lauf 3: 00:22.384	00:32.727	00:11.049	129,58 km/h	01:06.160	100,66 km/h

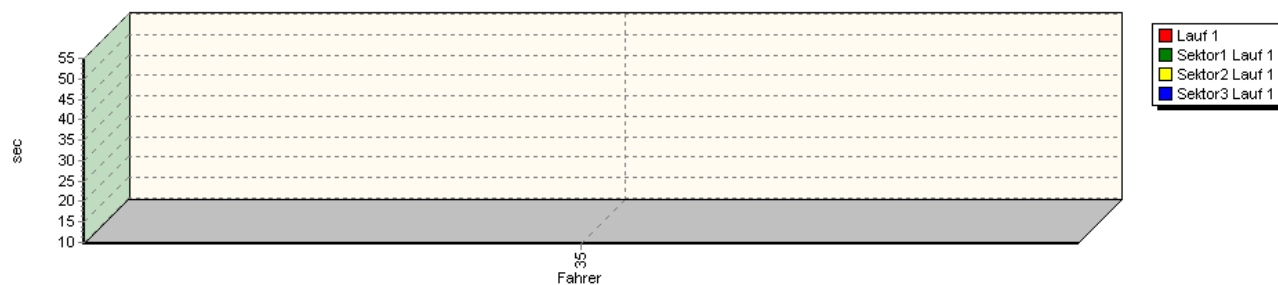
Sektorzeiten & Speeds - Gr. E2-SC/CN -3000 / +3500 ccm

Groupe E2-SC/CN/C3 Classe 38 plus de 3500 ccm

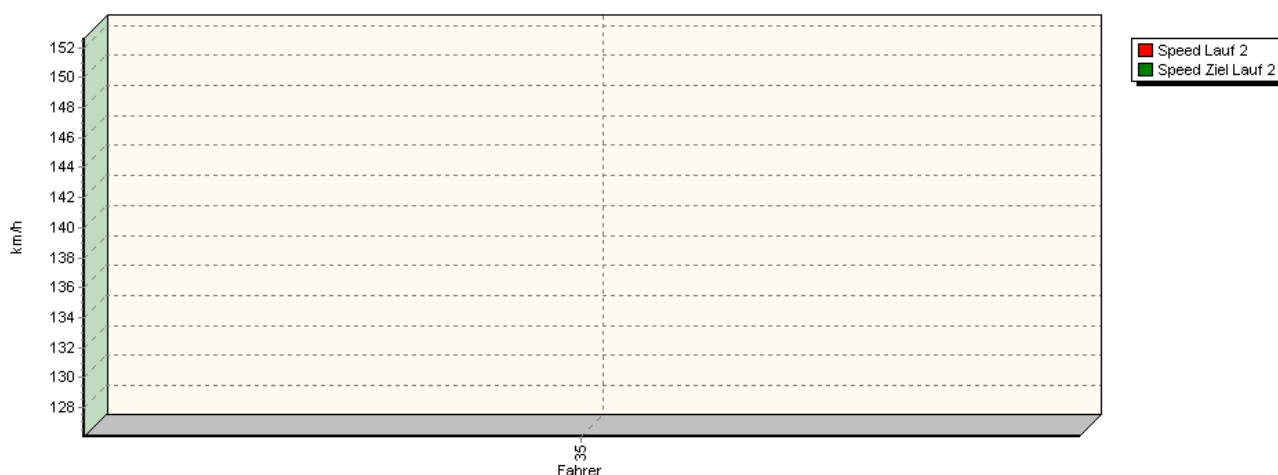
Speed-Diagramm Lauf 1



Sektor-Diagramm (Rest) Lauf 1

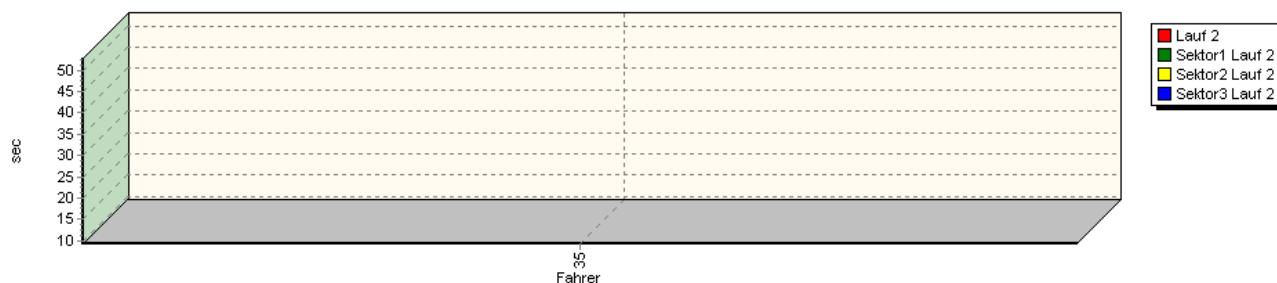


Speed-Diagramm Lauf 2

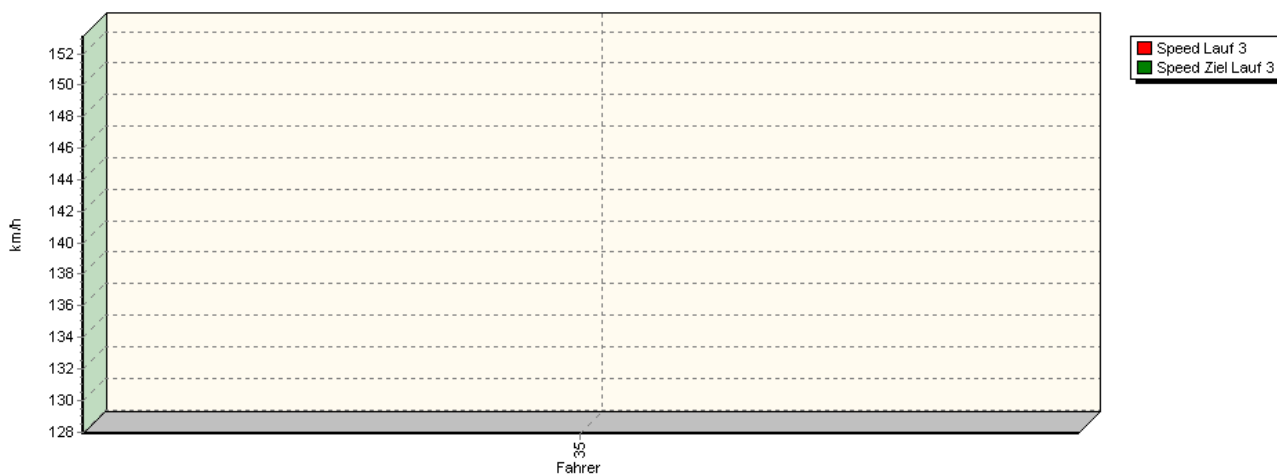


Sektorzeiten & Speeds - Gr. E2-SC/CN -3000 / +3500 ccm

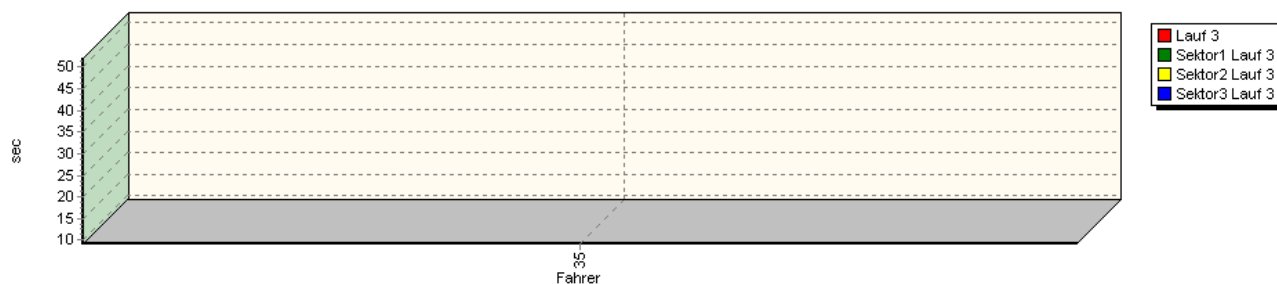
Sektor-Diagramm (Rest) Lauf 2



Speed-Diagramm Lauf 3



Sektor-Diagramm (Rest) Lauf 3



Rg.	Nr.	Sektor 1	Sektor 2	Sektor 3	Speed Ziel	Laufzeit	Speed (Lauf)	
1	35	FRANTZ Cyrille		Osella-BMW PA27 V8				
		Lauf 1:	00:19.108	00:26.485	00:09.539	143,74 km/h	00:55.132	120,80 km/h
		Lauf 2:	00:18.345	00:25.264	00:09.225	152,62 km/h	00:52.834	126,06 km/h
		Lauf 3:	00:18.313	00:24.632	00:09.137	153,11 km/h	00:52.082	127,87 km/h