



Internationales Auto-Bergrennen

Esthofen - St. Agatha

21. und 22. September 2013

Österreichische Automobil Berg Staatsmeisterschaft 2013 / OSK Historic Bergchallenge

Österreichische Berg Staatsmeisterschaft für Historische Automobile 2013

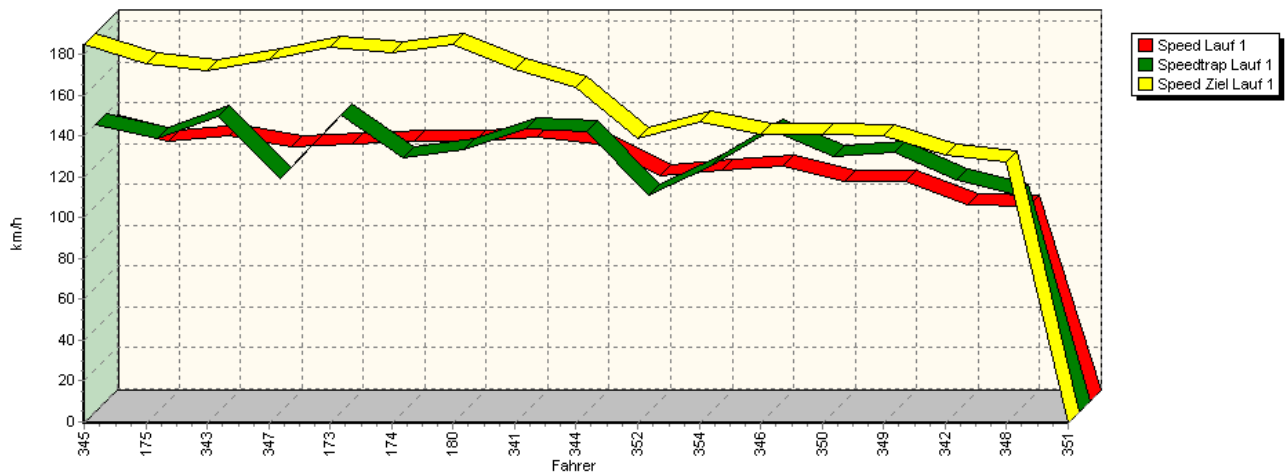
Czech Hill Climb Championship / Czech Hill Climb Championship for Historical Cars 2013

Czech Hill Climb Trophy 2013 / KW Gruppe H Berg-Cup 2013

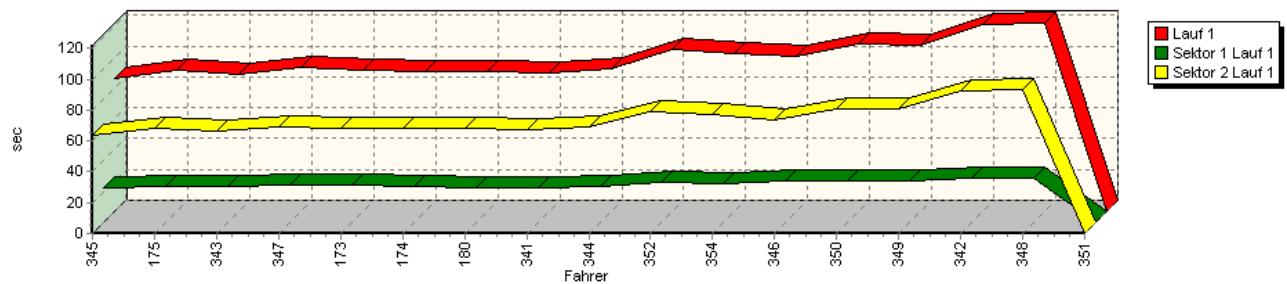


Sektorzeiten & Speeds - Rennen - Div. 3 Gruppe GT, E1 OSK & H OSK, H-KW Berg Cup bis 1

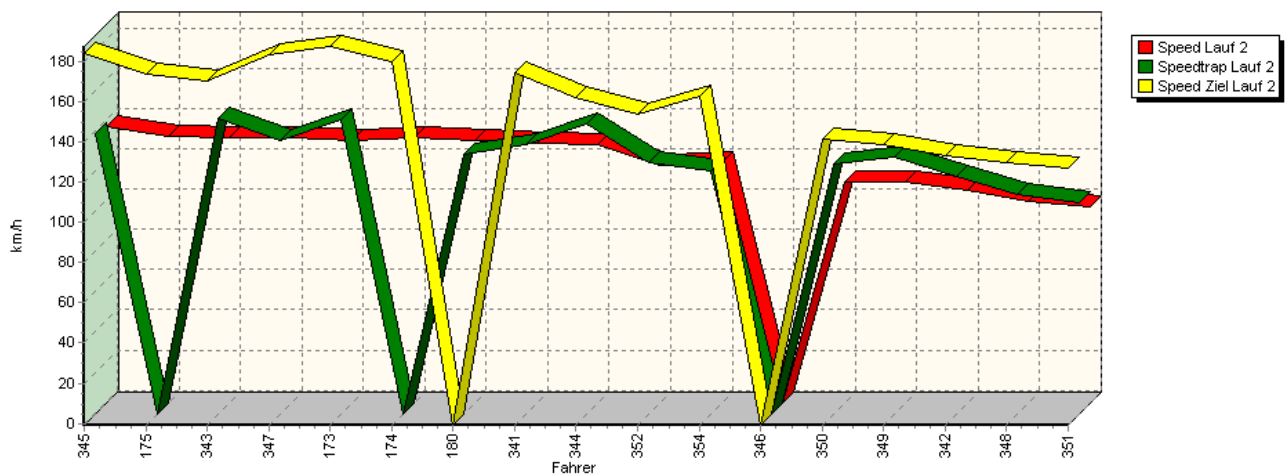
Speed-Diagramm Lauf 1



Sektor-Diagramm (Rest) Lauf 1



Speed-Diagramm Lauf 2





Internationales Auto-Bergrennen

Esthofen - St. Agatha

21. und 22. September 2013

Österreichische Automobil Berg Staatsmeisterschaft 2013 / OSK Historic Bergchallenge

Österreichische Berg Staatsmeisterschaft für Historische Automobile 2013

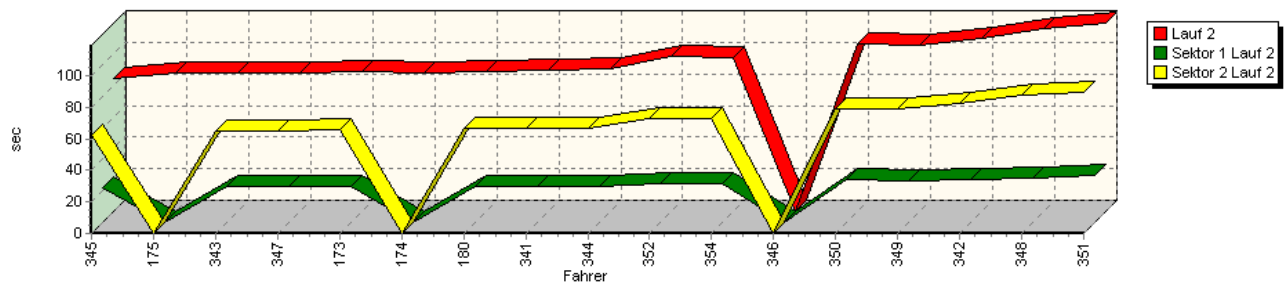
Czech Hill Climb Championship / Czech Hill Climb Championship for Historical Cars 2013

Czech Hill Climb Trophy 2013 / KW Gruppe H Berg-Cup 2013

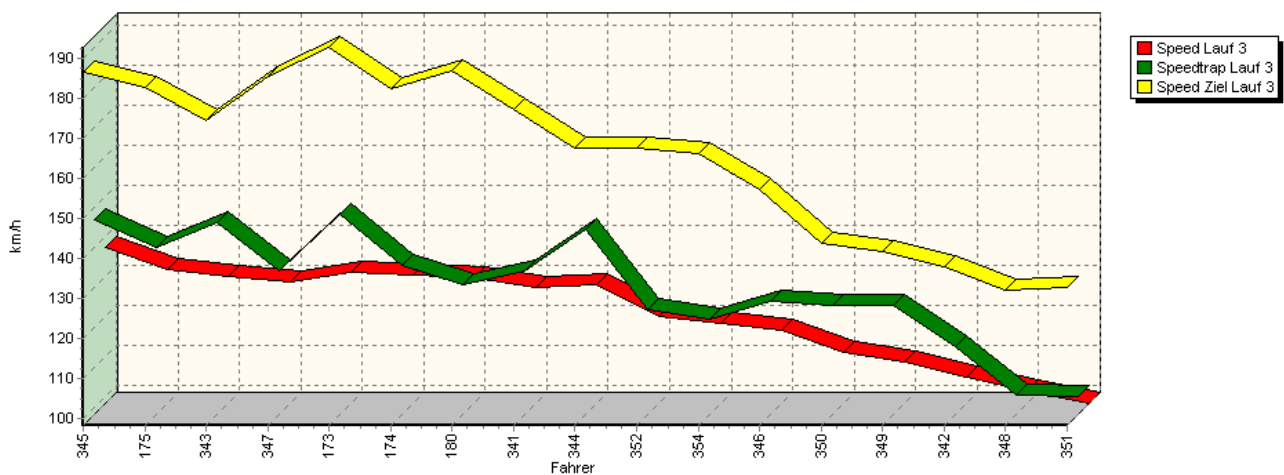


Sektorzeiten & Speeds - Rennen - Div. 3 Gruppe GT, E1 OSK & H OSK, H-KW Berg Cup bis 1

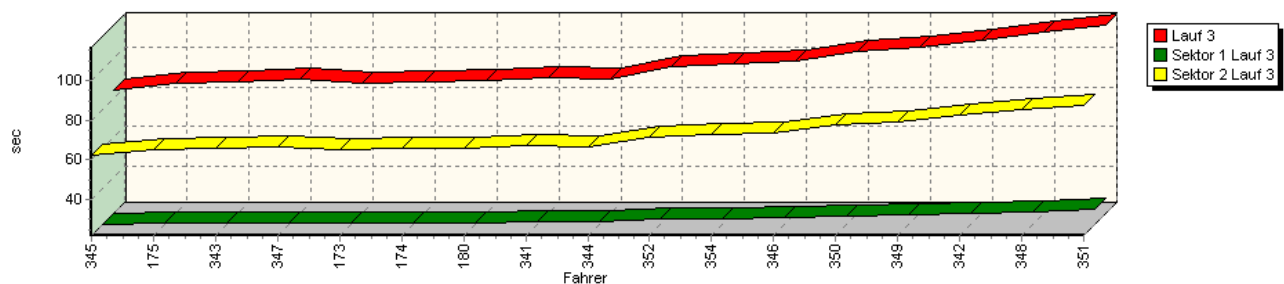
Sektor-Diagramm (Rest) Lauf 2



Speed-Diagramm Lauf 3



Sektor-Diagramm (Rest) Lauf 3



| Rg. | Nr. | Sektor 1 | Speed Trap | Sektor 2 | Speed (Ziel) | Laufzeit | Speed (Lauf) | |
|-----|-----|-----------------------------|------------|-------------|--------------|-------------|--------------|-------------|
| 1 | 345 | STRASSER Thomas jun. | | VW Polo 16V | | | | |
| | | Lauf 1: | 00:22.116 | 139,89 km/h | 01:03.950 | 184,79 km/h | 01:26.066 | 133,85 km/h |
| | | Lauf 2: | 00:21.840 | 138,62 km/h | 01:02.379 | 184,05 km/h | 01:24.219 | 136,79 km/h |
| | | Lauf 3: | 00:21.750 | 146,92 km/h | 01:02.144 | 186,49 km/h | 01:23.894 | 137,32 km/h |





Internationales Auto-Bergrennen

Esthofen - St. Agatha

21. und 22. September 2013

Österreichische Automobil Berg Staatsmeisterschaft 2013 / OSK Historic Bergchallenge

Österreichische Berg Staatsmeisterschaft für Historische Automobile 2013

Czech Hill Climb Championship / Czech Hill Climb Championship for Historical Cars 2013

Czech Hill Climb Trophy 2013 / KW Gruppe H Berg-Cup 2013



Sektorzeiten & Speeds - Rennen - Div. 3 Gruppe GT, E1 OSK & H OSK, H-KW Berg Cup bis 1

| Rg. | Nr. | Sektor 1 | Speed Trap | Sektor 2 | Speed (Ziel) | Laufzeit | Speed (Lauf) |
|-----|-----|------------------------------|------------------------|-----------|--------------|-----------|--------------|
| 2 | 175 | SCHULTE Manfred | Citroën AX Kit Car | | | | |
| | | Lauf 1: 00:23.231 | 133,57 km/h | 01:07.919 | 175,30 km/h | 01:31.150 | 126,38 km/h |
| | | Lauf 2: * | * km/h | * | 173,82 km/h | 01:27.364 | 131,86 km/h |
| | | Lauf 3: 00:22.338 | 140,05 km/h | 01:05.087 | 182,80 km/h | 01:27.425 | 131,77 km/h |
| 3 | 343 | STRASSER Norbert jun. | Toyota Corolla AE86 | | | | |
| | | Lauf 1: 00:23.032 | 143,93 km/h | 01:06.009 | 171,77 km/h | 01:29.041 | 129,38 km/h |
| | | Lauf 2: 00:22.435 | 146,18 km/h | 01:05.213 | 170,85 km/h | 01:27.648 | 131,43 km/h |
| | | Lauf 3: 00:22.628 | 146,25 km/h | 01:05.832 | 174,69 km/h | 01:28.460 | 130,23 km/h |
| 4 | 347 | SCHNEIDER Christian | Peugeot 205 GTI | | | | |
| | | Lauf 1: 00:24.100 | 113,63 km/h | 01:08.842 | 177,52 km/h | 01:32.942 | 123,95 km/h |
| | | Lauf 2: 00:22.627 | 135,32 km/h | 01:05.027 | 183,55 km/h | 01:27.654 | 131,43 km/h |
| | | Lauf 3: 00:22.795 | 134,33 km/h | 01:06.642 | 185,52 km/h | 01:29.437 | 128,81 km/h |
| 5 | 173 | AUCHTER Tobias | Opel Corsa Zöllner GSI | | | | |
| | | Lauf 1: 00:23.853 | 144,95 km/h | 01:07.977 | 183,33 km/h | 01:31.830 | 125,45 km/h |
| | | Lauf 2: 00:22.787 | 145,64 km/h | 01:05.734 | 187,76 km/h | 01:28.521 | 130,14 km/h |
| | | Lauf 3: 00:22.293 | 148,43 km/h | 01:05.467 | 192,86 km/h | 01:27.760 | 131,27 km/h |
| 6 | 174 | HEINDRICHS Werner | Opel Schneider Corsa | | | | |
| | | Lauf 1: 00:23.080 | 123,52 km/h | 01:07.780 | 180,75 km/h | 01:30.860 | 126,79 km/h |
| | | Lauf 2: * | * km/h | * | 180,02 km/h | 01:27.955 | 130,98 km/h |
| | | Lauf 3: 00:22.484 | 135,67 km/h | 01:05.750 | 182,46 km/h | 01:28.234 | 130,56 km/h |
| 7 | 180 | MAIER Helmut | VW Spiess Golf | | | | |
| | | Lauf 1: 00:22.709 | 127,78 km/h | 01:08.138 | 184,61 km/h | 01:30.847 | 126,81 km/h |
| | | Lauf 2: 00:22.464 | 128,25 km/h | 01:06.423 | * km/h | 01:28.887 | 129,60 km/h |
| | | Lauf 3: 00:22.720 | 130,84 km/h | 01:06.069 | 187,15 km/h | 01:28.789 | 129,75 km/h |
| 8 | 341 | KLAUS Robert | Peugeot 205 RS | | | | |
| | | Lauf 1: 00:22.833 | 138,19 km/h | 01:06.961 | 172,61 km/h | 01:29.794 | 128,29 km/h |
| | | Lauf 2: 00:23.055 | 133,14 km/h | 01:06.494 | 174,85 km/h | 01:29.549 | 128,65 km/h |
| | | Lauf 3: 00:23.122 | 134,19 km/h | 01:07.217 | 177,19 km/h | 01:30.339 | 127,52 km/h |
| 9 | 344 | STRASSER Michael | Toyota Corolla AE86 | | | | |
| | | Lauf 1: 00:23.475 | 136,62 km/h | 01:08.657 | 163,84 km/h | 01:32.132 | 125,04 km/h |
| | | Lauf 2: 00:23.063 | 143,51 km/h | 01:07.086 | 162,13 km/h | 01:30.149 | 127,79 km/h |
| | | Lauf 3: 00:23.258 | 144,61 km/h | 01:06.788 | 167,76 km/h | 01:30.046 | 127,93 km/h |
| 10 | 352 | JANAK Jaroslav | VW Golf | | | | |
| | | Lauf 1: 00:26.457 | 105,33 km/h | 01:18.961 | 138,99 km/h | 01:45.418 | 109,28 km/h |
| | | Lauf 2: 00:24.637 | 124,35 km/h | 01:13.163 | 154,17 km/h | 01:37.800 | 117,79 km/h |
| | | Lauf 3: 00:24.494 | 124,61 km/h | 01:11.305 | 167,57 km/h | 01:35.799 | 120,25 km/h |
| 11 | 354 | STANEK Vojtech | Citroën | | | | |
| | | Lauf 1: 00:25.048 | 119,91 km/h | 01:17.564 | 146,75 km/h | 01:42.612 | 112,27 km/h |
| | | Lauf 2: 00:24.383 | 120,26 km/h | 01:12.674 | 163,10 km/h | 01:37.057 | 118,69 km/h |
| | | Lauf 3: 00:24.585 | 122,16 km/h | 01:12.621 | 166,31 km/h | 01:37.206 | 118,51 km/h |
| 12 | 346 | HUTTER Gregor | Alfa Romeo 145 | | | | |
| | | Lauf 1: 00:26.879 | 137,66 km/h | 01:14.025 | 140,68 km/h | 01:40.904 | 114,17 km/h |
| | | Lauf 2: * | * km/h | * | * km/h | * | * km/h |
| | | Lauf 3: 00:25.372 | 126,70 km/h | 01:13.371 | 157,51 km/h | 01:38.743 | 116,67 km/h |
| 13 | 350 | MALY Pavel | VW Lupo GTI | | | | |
| | | Lauf 1: 00:27.240 | 124,32 km/h | 01:20.915 | 140,59 km/h | 01:48.155 | 106,51 km/h |
| | | Lauf 2: 00:26.822 | 123,86 km/h | 01:18.969 | 141,65 km/h | 01:45.791 | 108,89 km/h |
| | | Lauf 3: 00:26.293 | 125,52 km/h | 01:17.512 | 143,95 km/h | 01:43.805 | 110,98 km/h |





Internationales Auto-Bergrennen

Esthofen - St. Agatha

21. und 22. September 2013

Österreichische Automobil Berg Staatsmeisterschaft 2013 / OSK Historic Bergchallenge

Österreichische Berg Staatsmeisterschaft für Historische Automobile 2013

Czech Hill Climb Championship / Czech Hill Climb Championship for Historical Cars 2013

Czech Hill Climb Trophy 2013 / KW Gruppe H Berg-Cup 2013



Sektorzeiten & Speeds - Rennen - Div. 3 Gruppe GT, E1 OSK & H OSK, H-KW Berg Cup bis 1

| Rg. | Nr. | Sektor 1 | Speed Trap | Sektor 2 | Speed (Ziel) | Laufzeit | Speed (Lauf) |
|-----|-----|----------------------------|-------------|-----------|--------------|-----------|--------------|
| 14 | 349 | SKALA Jan | VW Lupo GTI | | | | |
| | | Lauf 1: 00:26.858 | 126,31 km/h | 01:20.790 | 139,86 km/h | 01:47.648 | 107,02 km/h |
| | | Lauf 2: 00:26.354 | 127,21 km/h | 01:19.096 | 138,61 km/h | 01:45.450 | 109,25 km/h |
| | | Lauf 3: 00:26.757 | 125,58 km/h | 01:19.045 | 141,74 km/h | 01:45.802 | 108,88 km/h |
| 15 | 342 | BOINTNER Reinhard | Seat Ibiza | | | | |
| | | Lauf 1: 00:28.406 | 112,99 km/h | 01:32.495 | 130,58 km/h | 02:00.901 | 95,28 km/h |
| | | Lauf 2: 00:27.410 | 117,27 km/h | 01:22.501 | 133,39 km/h | 01:49.911 | 104,81 km/h |
| | | Lauf 3: 00:27.189 | 115,41 km/h | 01:22.447 | 138,17 km/h | 01:49.636 | 105,08 km/h |
| 16 | 348 | VONSAK Jakub | VW Lupo GTI | | | | |
| | | Lauf 1: 00:29.009 | 105,59 km/h | 01:33.023 | 126,84 km/h | 02:02.032 | 94,40 km/h |
| | | Lauf 2: 00:28.475 | 108,53 km/h | 01:27.582 | 130,12 km/h | 01:56.057 | 99,26 km/h |
| | | Lauf 3: 00:27.785 | 103,16 km/h | 01:25.601 | 132,31 km/h | 01:53.386 | 101,60 km/h |
| 17 | 351 | GRUNTORAD Frantisek | VW Lupo GTI | | | | |
| | | Lauf 1: * | * km/h | * | * km/h | A | * km/h |
| | | Lauf 2: 00:29.928 | 104,70 km/h | 01:29.348 | 127,42 km/h | 01:59.276 | 96,58 km/h |
| | | Lauf 3: 00:29.733 | 102,81 km/h | 01:27.353 | 132,71 km/h | 01:57.086 | 98,39 km/h |



OSK-Reg.:
HC 04/2013

Alfred Fischer (RL)
22.09.2013 - 12:24



Thomas Stoll (Zeitnahme)
Seite: 4 von 4