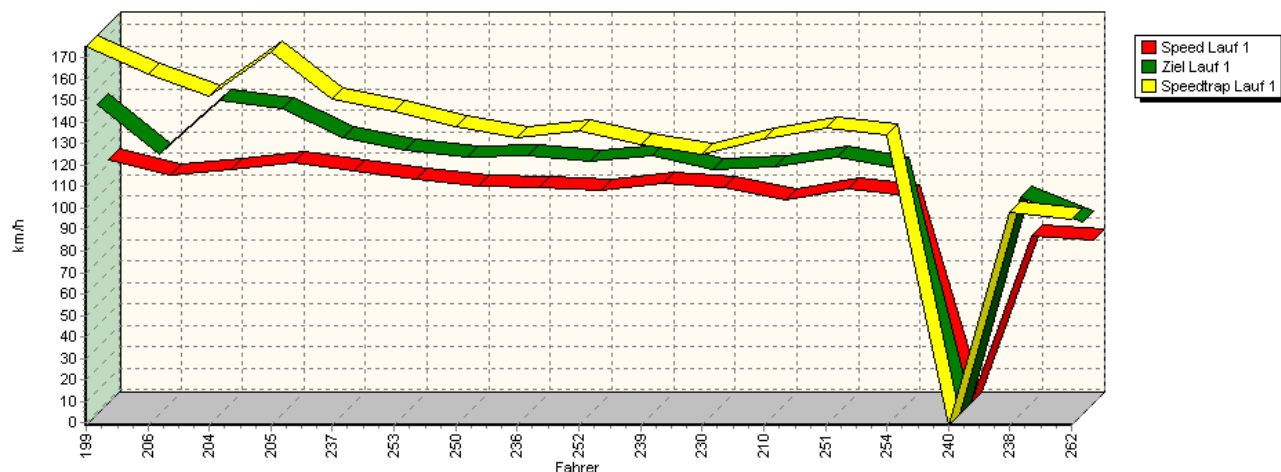
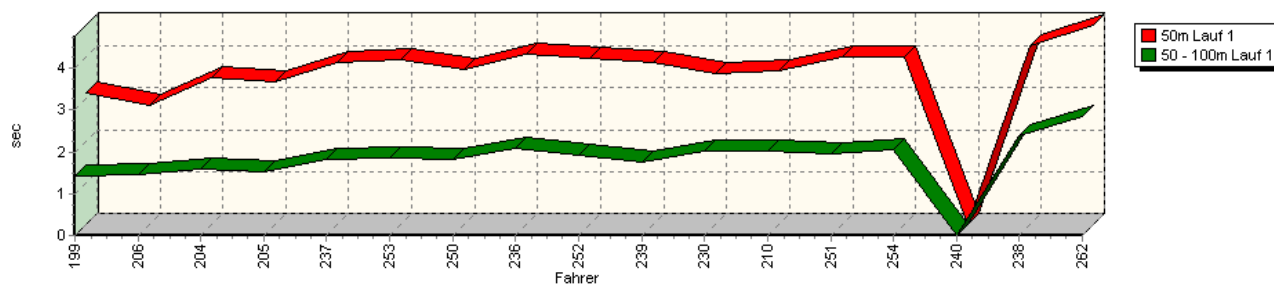


Sektorzeiten & Speeds - Training - Gruppe E1/FS

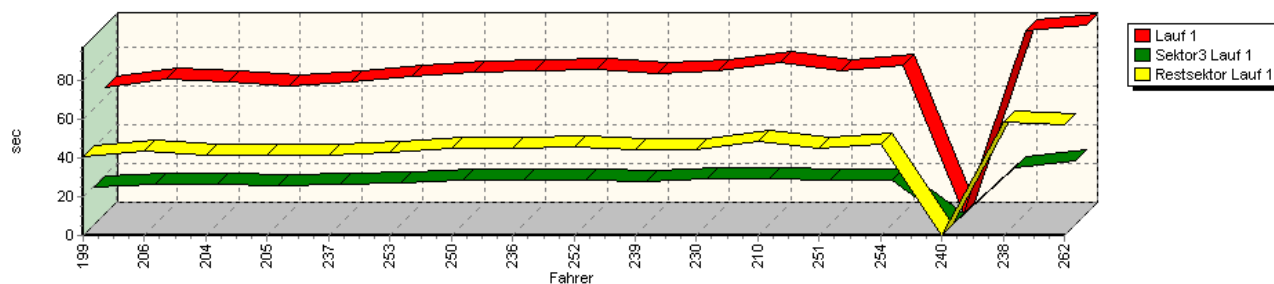
Speed-Diagramm Lauf 1



Sektor-Diagramm (Start) Lauf 1

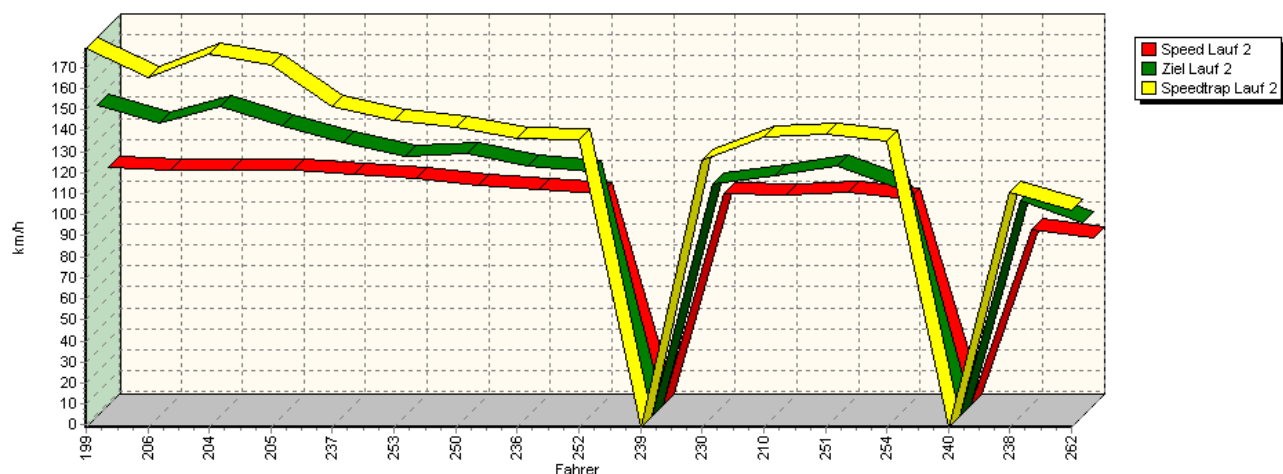


Sektor-Diagramm (Rest) Lauf 1

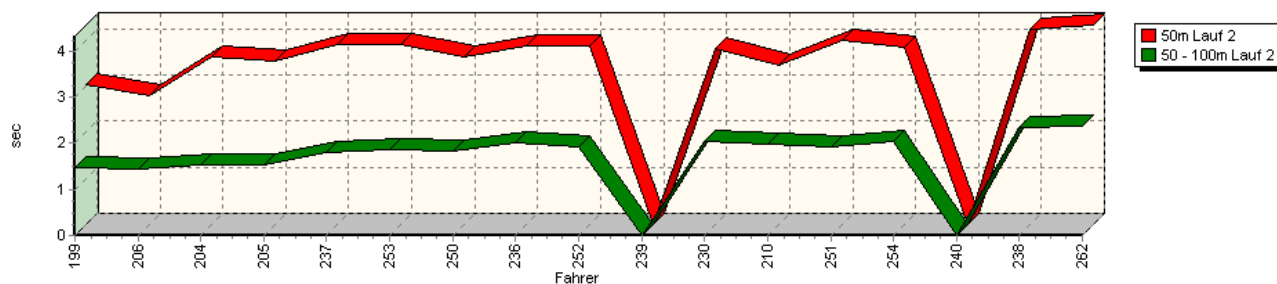


Sektorzeiten & Speeds - Training - Gruppe E1/FS

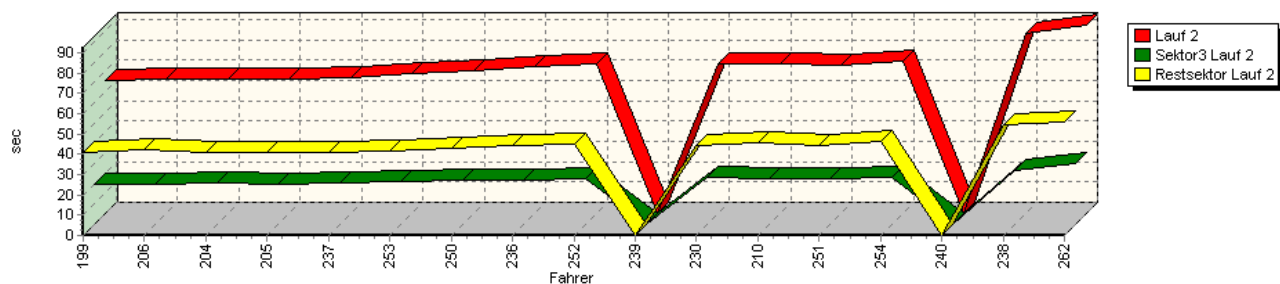
Speed-Diagramm Lauf 2



Sektor-Diagramm (Start) Lauf 2

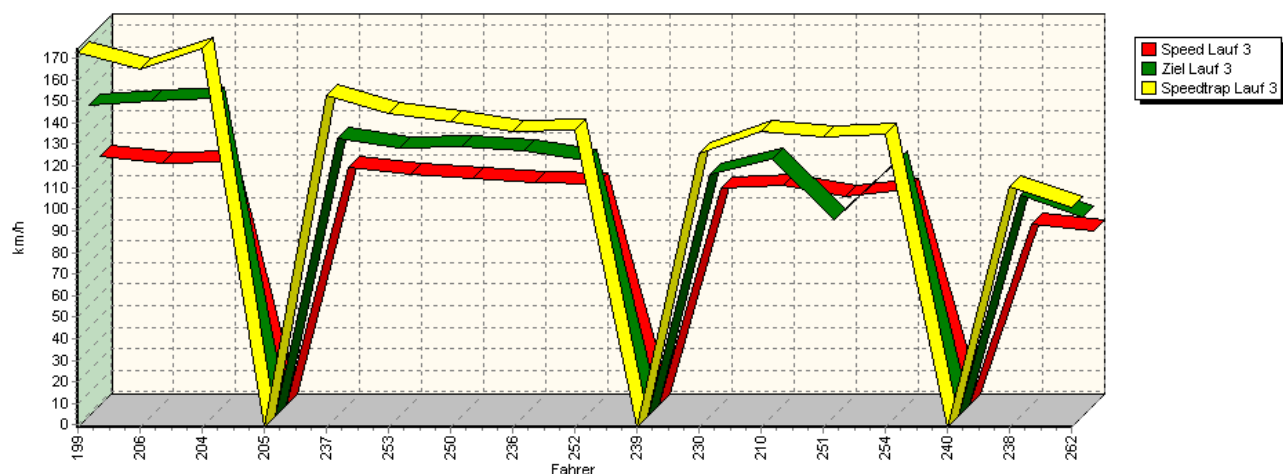


Sektor-Diagramm (Rest) Lauf 2

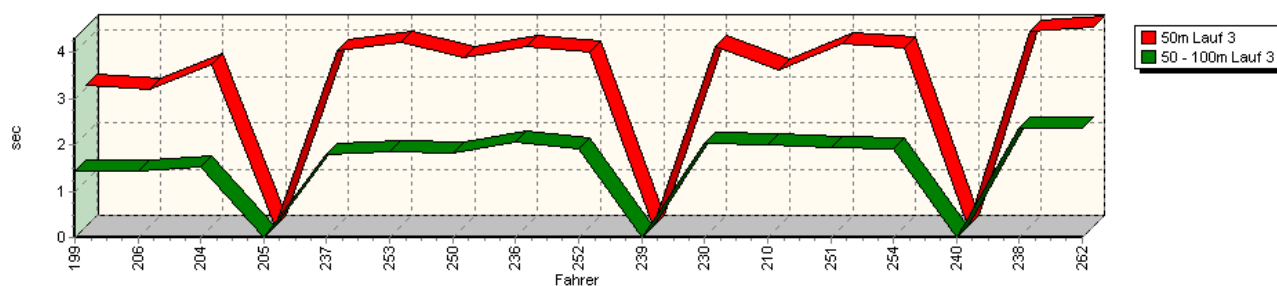


Sektorzeiten & Speeds - Training - Gruppe E1/FS

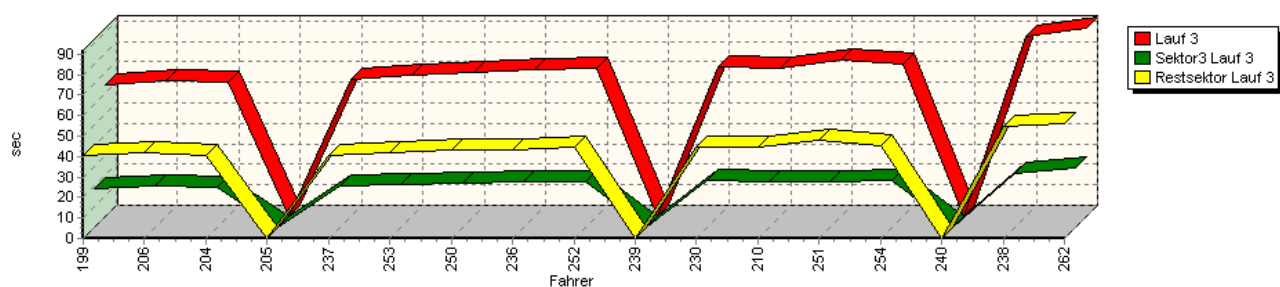
Speed-Diagramm Lauf 3



Sektor-Diagramm (Start) Lauf 3

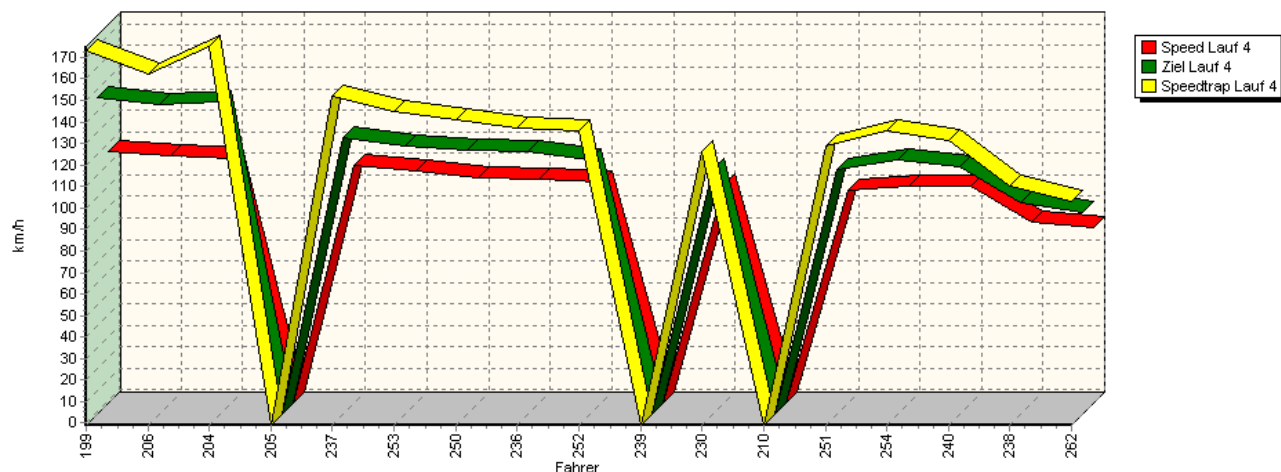


Sektor-Diagramm (Rest) Lauf 3

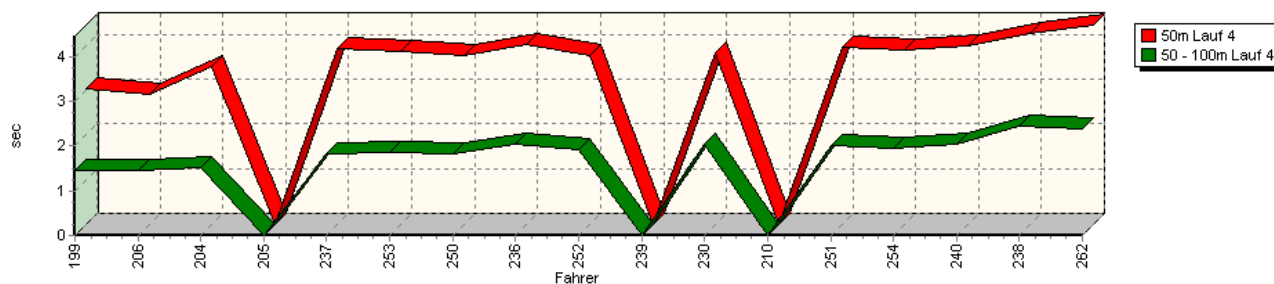


Sektorzeiten & Speeds - Training - Gruppe E1/FS

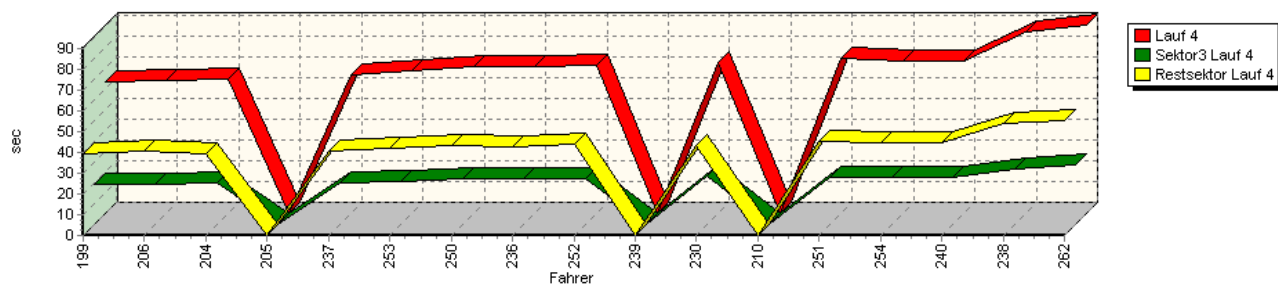
Speed-Diagramm Lauf 4



Sektor-Diagramm (Start) Lauf 4



Sektor-Diagramm (Rest) Lauf 4



Rg.	Nr.	Sektor 1 (50m)	Sektor 2 (50-100m)	Sektor 3	Speed Trap	Sektor 4	Speed (Ziel)	Laufzeit	Speed (Lauf)	
1	199	STOLZ Herbert		Porsche 935 DP II						
		Lauf 1:	00:03.142	00:01.438	00:19.353	175,19 km/h	00:41.069	143,36 km/h	01:05.002	112,43 km/h
		Lauf 2:	00:03.016	00:01.460	00:19.713	178,95 km/h	00:41.000	147,02 km/h	01:05.189	112,10 km/h
		Lauf 3:	00:03.039	00:01.440	00:19.010	172,72 km/h	00:40.425	143,31 km/h	01:03.914	114,34 km/h
		Lauf 4:	00:03.034	00:01.457	00:19.037	173,26 km/h	00:39.573	146,27 km/h	01:03.101	115,81 km/h

Sektorzeiten & Speeds - Training - Gruppe E1/FS

Rg.	Nr.		Sektor 1 (50m)	Sektor 2 (50-100m)	Sektor 3	Speed Trap	Sektor 4	Speed (Ziel)	Laufzeit	Speed (Lauf)
2	206	BÜELER Toni			Mitsubishi Lancer EVO 6 RS					
		Lauf 1:	00:02.864	00:01.462	00:21.108	162,45 km/h	00:43.933	120,10 km/h	01:09.367	105,35 km/h
		Lauf 2:	00:02.778	00:01.427	00:19.512	165,11 km/h	00:42.206	138,28 km/h	01:05.923	110,86 km/h
		Lauf 3:	00:02.972	00:01.443	00:19.931	164,63 km/h	00:41.594	145,07 km/h	01:05.940	110,83 km/h
		Lauf 4:	00:02.919	00:01.450	00:19.097	162,53 km/h	00:40.764	142,99 km/h	01:04.230	113,78 km/h
3	204	MICHL Dan			Opel Michl 2.8					
		Lauf 1:	00:03.496	00:01.587	00:21.111	152,10 km/h	00:41.560	144,74 km/h	01:07.754	107,86 km/h
		Lauf 2:	00:03.612	00:01.515	00:20.152	176,52 km/h	00:40.927	146,24 km/h	01:06.206	110,38 km/h
		Lauf 3:	00:03.510	00:01.530	00:19.650	174,50 km/h	00:40.695	146,09 km/h	01:05.385	111,77 km/h
		Lauf 4:	00:03.513	00:01.509	00:20.085	175,06 km/h	00:39.646	143,92 km/h	01:04.753	112,86 km/h
4	205	SCHREY Daniel			Dodge Viper GTS-R					
		Lauf 1:	00:03.408	00:01.511	00:19.779	172,31 km/h	00:41.328	141,24 km/h	01:06.026	110,68 km/h
		Lauf 2:	00:03.529	00:01.531	00:19.811	170,91 km/h	00:41.199	136,76 km/h	01:06.070	110,61 km/h
		Lauf 3:	*	*	*	* km/h	*	* km/h	*	* km/h
		Lauf 4:	*	*	*	* km/h	*	* km/h	*	* km/h
5	237	SCHÖNBORN Rainer			VW Golf I 16V					
		Lauf 1:	00:03.880	00:01.833	00:20.850	150,61 km/h	00:41.561	127,40 km/h	01:08.124	107,27 km/h
		Lauf 2:	00:03.891	00:01.809	00:20.419	151,24 km/h	00:40.967	128,73 km/h	01:07.086	108,94 km/h
		Lauf 3:	00:03.809	00:01.804	00:20.471	152,65 km/h	00:40.760	128,01 km/h	01:06.844	109,33 km/h
		Lauf 4:	00:03.934	00:01.809	00:20.259	152,05 km/h	00:40.812	127,39 km/h	01:06.814	109,38 km/h
6	253	LEWE Manfred			VW Brügge Golf 20V					
		Lauf 1:	00:03.942	00:01.849	00:21.719	145,17 km/h	00:43.299	121,82 km/h	01:10.809	103,21 km/h
		Lauf 2:	00:03.888	00:01.848	00:21.232	144,63 km/h	00:41.683	122,30 km/h	01:08.651	106,45 km/h
		Lauf 3:	00:03.982	00:01.843	00:21.063	144,32 km/h	00:41.966	123,49 km/h	01:08.854	106,14 km/h
		Lauf 4:	00:03.871	00:01.860	00:20.829	145,18 km/h	00:41.901	123,91 km/h	01:08.461	106,75 km/h
7	250	VOSS Andreas			VW Misczyk Golf					
		Lauf 1:	00:03.704	00:01.838	00:22.589	138,15 km/h	00:45.085	118,38 km/h	01:13.216	99,81 km/h
		Lauf 2:	00:03.632	00:01.840	00:21.913	141,56 km/h	00:43.069	123,84 km/h	01:10.454	103,73 km/h
		Lauf 3:	00:03.654	00:01.840	00:21.594	140,33 km/h	00:43.009	123,93 km/h	01:10.097	104,25 km/h
		Lauf 4:	00:03.759	00:01.837	00:21.684	141,09 km/h	00:43.203	121,51 km/h	01:10.483	103,68 km/h
8	236	SCHUSTER Jürgen			Mazda RX-7					
		Lauf 1:	00:04.064	00:02.085	00:22.633	132,54 km/h	00:44.974	119,22 km/h	01:13.756	99,08 km/h
		Lauf 2:	00:03.876	00:02.011	00:21.982	136,30 km/h	00:44.183	118,02 km/h	01:12.052	101,43 km/h
		Lauf 3:	00:03.895	00:02.055	00:22.115	136,03 km/h	00:43.410	121,78 km/h	01:11.475	102,25 km/h
		Lauf 4:	00:04.009	00:02.037	00:22.059	137,33 km/h	00:42.595	120,84 km/h	01:10.700	103,37 km/h
9	252	JURISIC Mario			Citroën AX					
		Lauf 1:	00:03.990	00:01.927	00:22.769	135,69 km/h	00:45.941	116,49 km/h	01:14.627	97,93 km/h
		Lauf 2:	00:03.856	00:01.919	00:22.855	135,63 km/h	00:44.968	115,22 km/h	01:13.598	99,30 km/h
		Lauf 3:	00:03.774	00:01.906	00:22.064	136,73 km/h	00:44.473	117,52 km/h	01:12.217	101,20 km/h
		Lauf 4:	00:03.760	00:01.900	00:21.817	136,18 km/h	00:44.089	117,33 km/h	01:11.566	102,12 km/h
10	239	FRANK Bernd			BMW E36 STC					
		Lauf 1:	00:03.881	00:01.771	00:22.023	129,71 km/h	00:44.459	119,15 km/h	01:12.134	101,31 km/h
		Lauf 2:	*	*	*	* km/h	*	* km/h	*	* km/h
		Lauf 3:	*	*	*	* km/h	*	* km/h	*	* km/h
		Lauf 4:	*	*	*	* km/h	*	* km/h	*	* km/h

Sektorzeiten & Speeds - Training - Gruppe E1/FS

Rg.	Nr.		Sektor 1 (50m)	Sektor 2 (50-100m)	Sektor 3	Speed Trap	Sektor 4	Speed (Ziel)	Laufzeit	Speed (Lauf)
11	230	KIESER Werner	Ford Escort RS 2000							
		Lauf 1:	00:03.622	00:02.037	00:23.753	124,77 km/h	00:44.301	112,76 km/h	01:13.713	99,14 km/h
		Lauf 2:	00:03.800	00:02.037	00:23.184	125,82 km/h	00:44.391	109,31 km/h	01:13.412	99,55 km/h
		Lauf 3:	00:03.905	00:02.049	00:22.974	125,82 km/h	00:44.340	110,92 km/h	01:13.268	99,74 km/h
		Lauf 4:	00:03.823	00:02.049	00:23.031	126,43 km/h	00:43.579	113,00 km/h	01:12.482	100,83 km/h
12	210	KREMER Yves	Subaru STI							
		Lauf 1:	00:03.686	00:02.034	00:23.992	131,83 km/h	00:48.451	113,97 km/h	01:18.163	93,50 km/h
		Lauf 2:	00:03.433	00:01.976	00:22.773	137,20 km/h	00:45.783	113,49 km/h	01:13.965	98,80 km/h
		Lauf 3:	00:03.389	00:02.000	00:22.392	136,17 km/h	00:44.767	118,43 km/h	01:12.548	100,73 km/h
		Lauf 4:	*	*	*	* km/h	*	* km/h	*	* km/h
13	251	GOLDBACH Markus	Opel Corsa A 16V							
		Lauf 1:	00:03.999	00:01.948	00:22.802	136,93 km/h	00:45.319	118,61 km/h	01:14.068	98,67 km/h
		Lauf 2:	00:03.988	00:01.925	00:22.328	138,39 km/h	00:44.539	117,71 km/h	01:12.780	100,41 km/h
		Lauf 3:	00:03.954	00:01.960	00:22.588	133,40 km/h	00:47.870	90,04 km/h	01:16.372	95,69 km/h
		Lauf 4:	00:03.953	00:02.013	00:22.873	128,82 km/h	00:45.570	112,58 km/h	01:14.409	98,21 km/h
14	254	HASENSTAB Franz	Peugeot 206							
		Lauf 1:	00:04.022	00:02.047	00:23.266	133,85 km/h	00:47.158	113,57 km/h	01:16.493	95,54 km/h
		Lauf 2:	00:03.843	00:02.043	00:23.167	134,79 km/h	00:46.152	107,68 km/h	01:15.205	97,18 km/h
		Lauf 3:	00:03.849	00:01.926	00:22.880	134,95 km/h	00:45.370	116,63 km/h	01:14.025	98,72 km/h
		Lauf 4:	00:03.896	00:01.957	00:22.647	135,89 km/h	00:44.684	117,26 km/h	01:13.184	99,86 km/h
15	240	GOEDERT Georges	Renault Clio Cup							
		Lauf 1:	*	*	*	* km/h	*	* km/h	*	* km/h
		Lauf 2:	*	*	*	* km/h	*	* km/h	*	* km/h
		Lauf 3:	*	*	*	* km/h	*	* km/h	*	* km/h
		Lauf 4:	00:03.989	00:02.037	00:22.413	131,15 km/h	00:44.746	114,24 km/h	01:13.185	99,86 km/h
16	238	BECKER Sandra	Renault Clio B 1.8 16V							
		Lauf 1:	00:04.279	00:02.377	00:29.519	98,34 km/h	00:58.741	99,86 km/h	01:34.916	76,99 km/h
		Lauf 2:	00:04.228	00:02.349	00:26.947	110,50 km/h	00:54.862	101,53 km/h	01:28.386	82,68 km/h
		Lauf 3:	00:04.222	00:02.363	00:26.662	110,32 km/h	00:54.652	101,62 km/h	01:27.899	83,14 km/h
		Lauf 4:	00:04.250	00:02.425	00:26.943	109,93 km/h	00:53.925	97,28 km/h	01:27.543	83,48 km/h
17	262	BECKER Pascal	VW Polo							
		Lauf 1:	00:04.771	00:02.857	00:32.636	94,69 km/h	00:57.204	88,60 km/h	01:37.468	74,98 km/h
		Lauf 2:	00:04.315	00:02.356	00:29.988	101,95 km/h	00:56.139	91,08 km/h	01:32.798	78,75 km/h
		Lauf 3:	00:04.311	00:02.359	00:29.065	101,14 km/h	00:56.140	91,05 km/h	01:31.875	79,54 km/h
		Lauf 4:	00:04.448	00:02.373	00:28.469	102,93 km/h	00:55.348	93,11 km/h	01:30.638	80,63 km/h