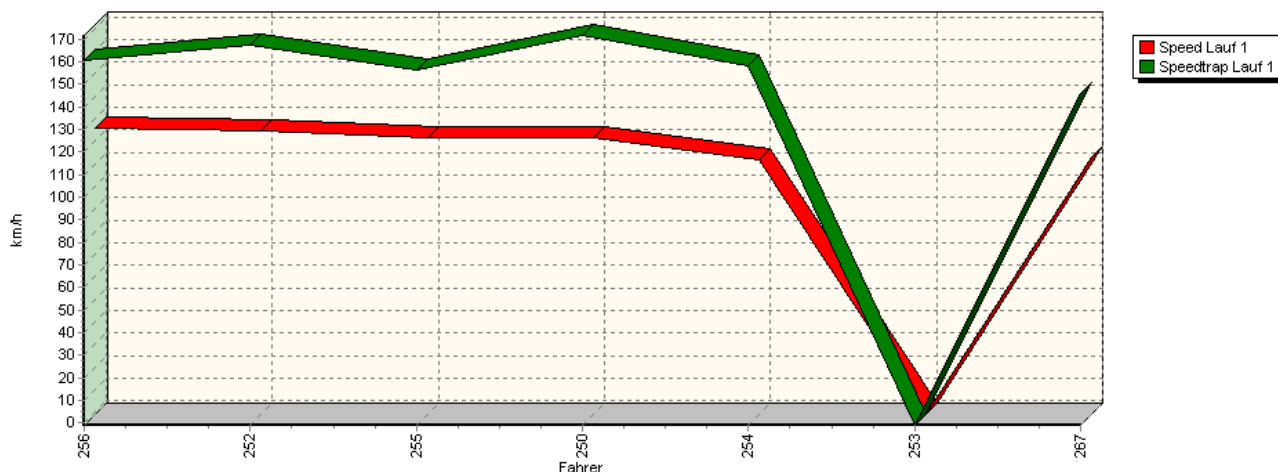
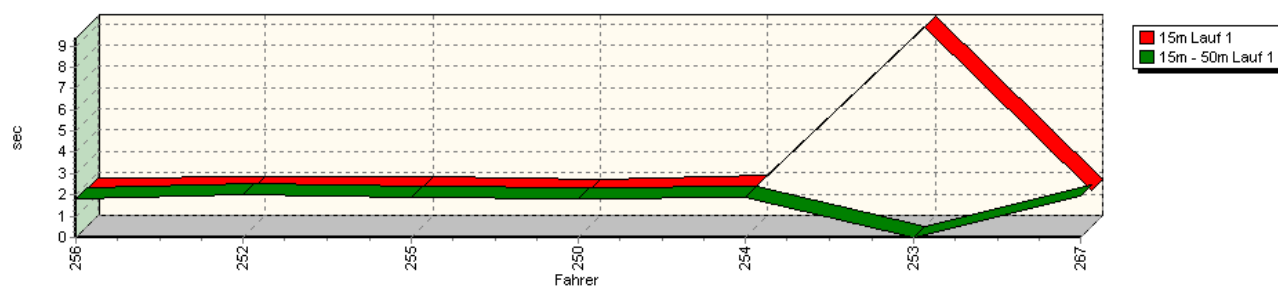


Sektorzeiten & Speeds - Gruppe E1, FS (DMSB) bis 1600 ccm - Klasse 23

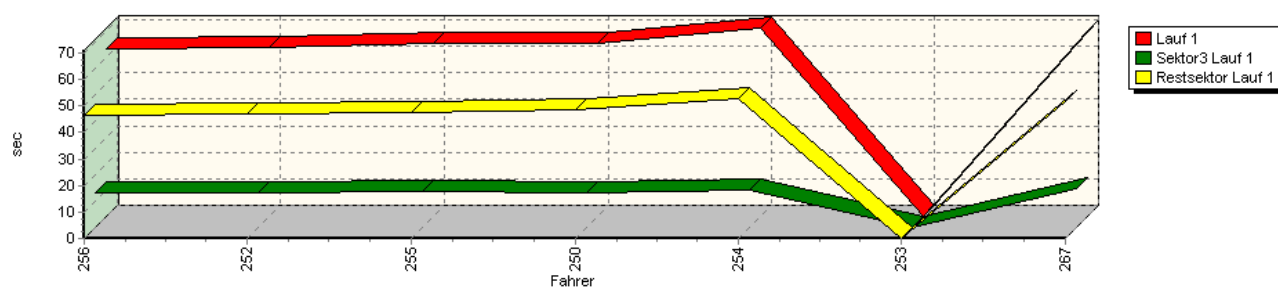
Speed-Diagramm Lauf 1



Sektor-Diagramm (Start) Lauf 1

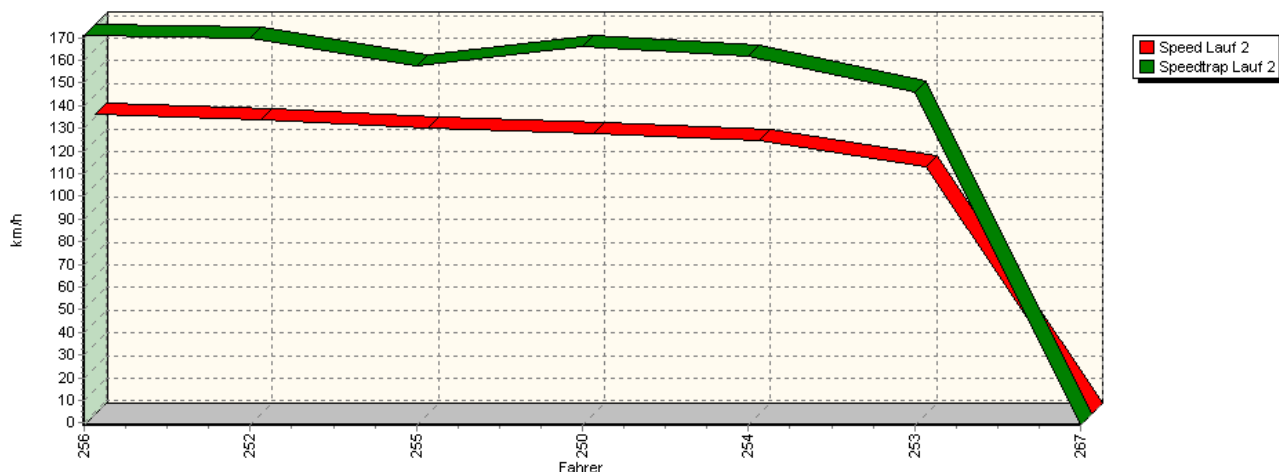


Sektor-Diagramm (Rest) Lauf 1

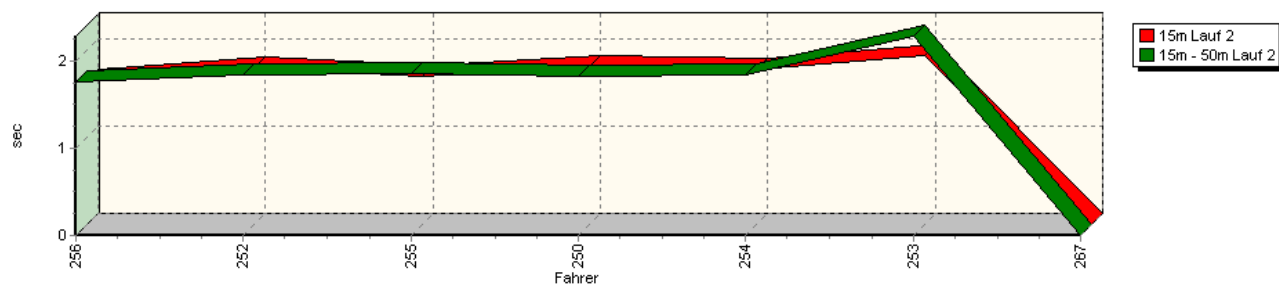


Sektorzeiten & Speeds - Gruppe E1, FS (DMSB) bis 1600 ccm - Klasse 23

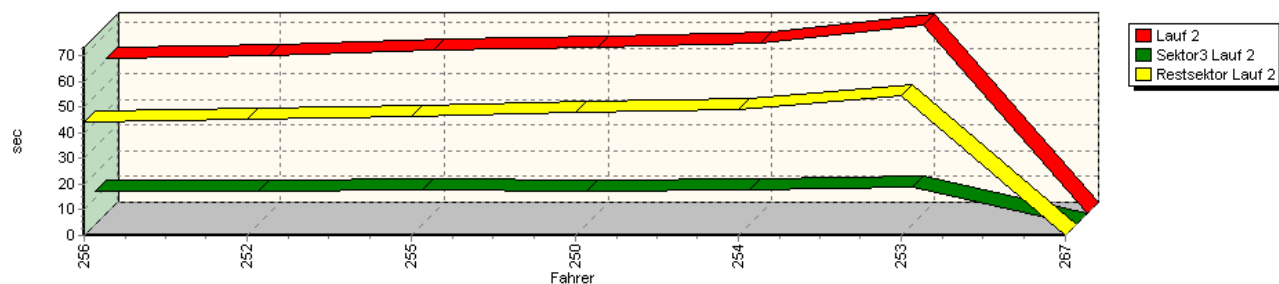
Speed-Diagramm Lauf 2



Sektor-Diagramm (Start) Lauf 2

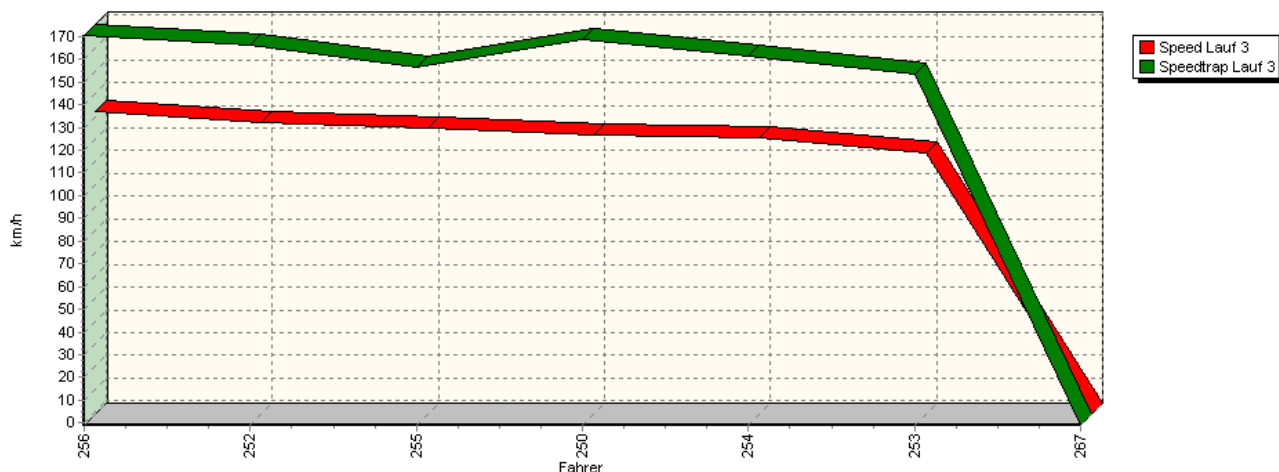


Sektor-Diagramm (Rest) Lauf 2

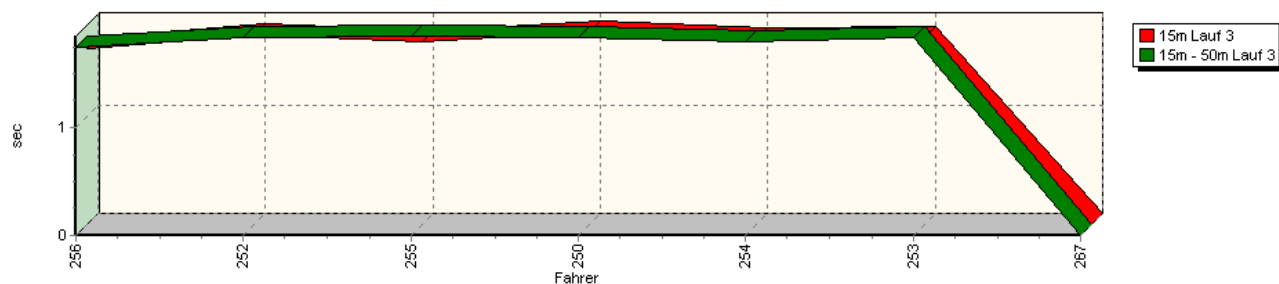


Sektorzeiten & Speeds - Gruppe E1, FS (DMSB) bis 1600 ccm - Klasse 23

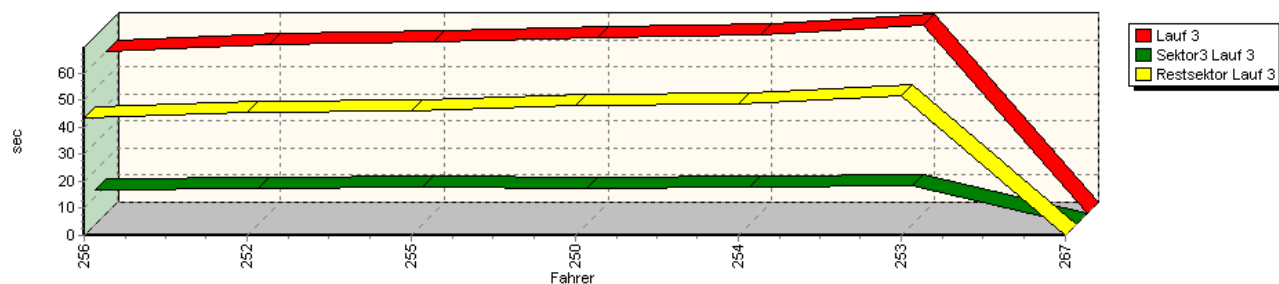
Speed-Diagramm Lauf 3



Sektor-Diagramm (Start) Lauf 3



Sektor-Diagramm (Rest) Lauf 3



Rg.	Nr.	Sektor 1 (15m)	Sektor 2 (15-50m)	Sektor 3	Speed Trap	Sektor 4	Laufzeit	Speed (Lauf)	
1	256	MICHALKO Manuel		Citroën Nemeth Saxo 1,6					
		Lauf 1:	00:01.744	00:01.796	00:13.072	160,33 km/h	00:46.520	01:03.132	125,45 km/h
		Lauf 2:	00:01.647	00:01.763	00:12.891	171,01 km/h	00:43.882	01:00.183	131,60 km/h
		Lauf 3:	00:01.636	00:01.749	00:12.845	170,47 km/h	00:43.562	00:59.792	132,46 km/h

Sektorzeiten & Speeds - Gruppe E1, FS (DMSB) bis 1600 ccm - Klasse 23

Rg.	Nr.		Sektor 1 (15m)	Sektor 2 (15-50m)	Sektor 3	Speed Trap	Sektor 4	Laufzeit	Speed (Lauf)
2	252	BÜRKI Martin		MB VW Polo					
		Lauf 1:	00:01.837	00:02.031	00:13.034	167,11 km/h	00:46.865	01:03.767	124,20 km/h
		Lauf 2:	00:01.792	00:01.833	00:12.771	169,49 km/h	00:45.175	01:01.571	128,63 km/h
		Lauf 3:	00:01.769	00:01.843	00:13.049	166,50 km/h	00:45.525	01:02.186	127,36 km/h
3	255	STRASSER Norbert jun.		Toyota Corolla AE86					
		Lauf 1:	00:01.832	00:01.914	00:13.827	156,56 km/h	00:47.536	01:05.109	121,64 km/h
		Lauf 2:	00:01.700	00:01.861	00:13.556	157,68 km/h	00:46.229	01:03.346	125,03 km/h
		Lauf 3:	00:01.701	00:01.858	00:13.722	156,24 km/h	00:46.181	01:03.462	124,80 km/h
4	250	PISANO Egidio		VW Spieß Golf I 16V					
		Lauf 1:	00:01.718	00:01.815	00:12.964	171,59 km/h	00:48.664	01:05.161	121,54 km/h
		Lauf 2:	00:01.812	00:01.828	00:13.095	165,85 km/h	00:47.712	01:04.447	122,89 km/h
		Lauf 3:	00:01.797	00:01.839	00:13.234	168,69 km/h	00:48.115	01:04.985	121,87 km/h
5	254	ROHR Christoph		Audi 50 MLP					
		Lauf 1:	00:01.878	00:01.911	00:14.314	157,90 km/h	00:52.902	01:11.005	111,54 km/h
		Lauf 2:	00:01.772	00:01.833	00:13.659	161,92 km/h	00:48.945	01:06.209	119,62 km/h
		Lauf 3:	00:01.735	00:01.809	00:13.731	161,54 km/h	00:48.460	01:05.735	120,48 km/h
6	253	JURISIC Mario		Citroën AX 1,6					
		Lauf 1:	00:09.361	*	*	* km/h	*	A	* km/h
		Lauf 2:	00:01.931	00:02.284	00:14.492	145,84 km/h	00:54.516	01:13.223	108,16 km/h
		Lauf 3:	00:01.744	00:01.843	00:14.112	153,72 km/h	00:51.784	01:09.483	113,98 km/h
7	267	STRASSER Michael		Toyota Corolla AE86					
		Lauf 1:	00:01.694	00:01.940	00:14.831	145,66 km/h	00:51.579	01:10.044	113,07 km/h
		Lauf 2:	*	*	*	* km/h	*	*	* km/h
		Lauf 3:	*	*	*	* km/h	*	*	* km/h