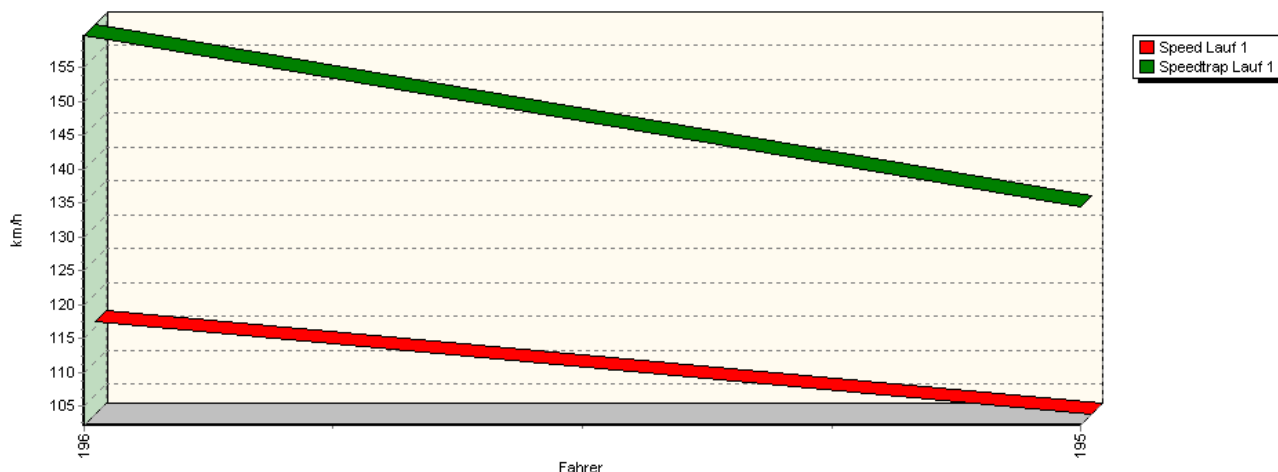
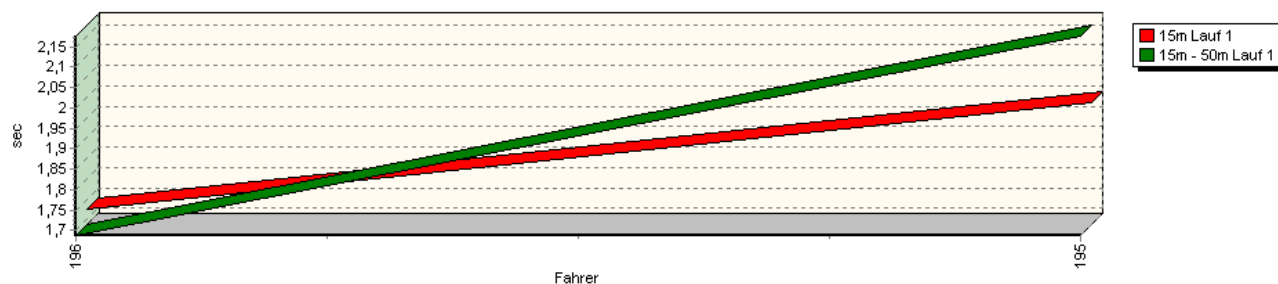


## Sektorzeiten & Speeds - Gruppe GT

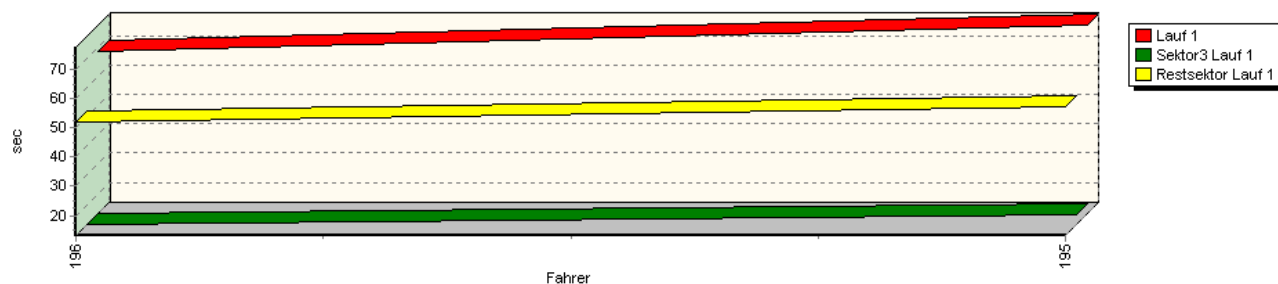
Speed-Diagramm Lauf 1



Sektor-Diagramm (Start) Lauf 1

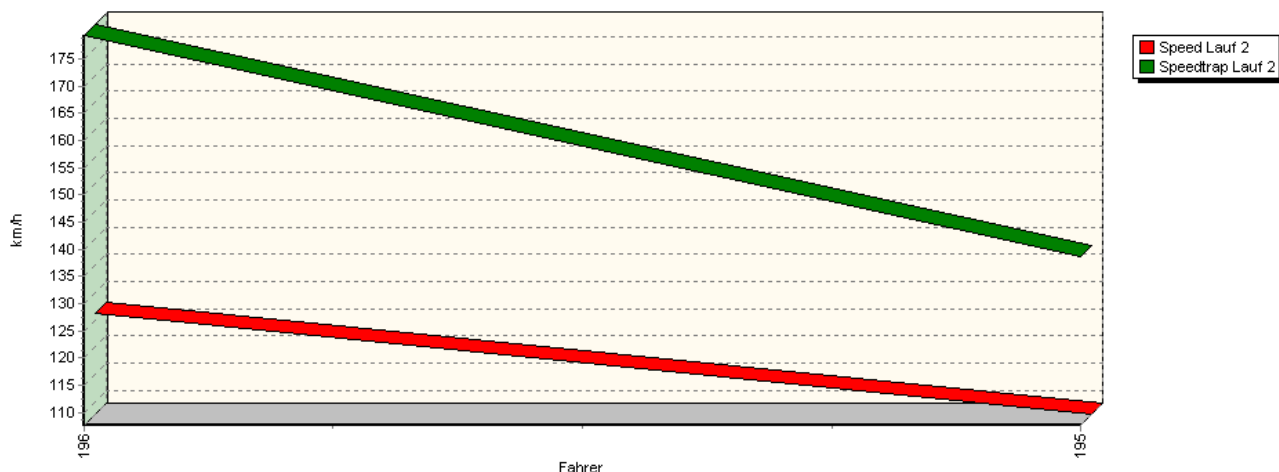


Sektor-Diagramm (Rest) Lauf 1

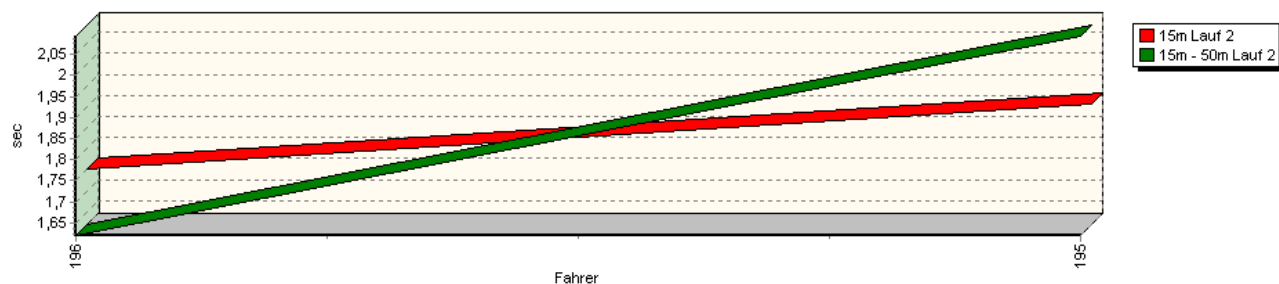


## Sektorzeiten & Speeds - Gruppe GT

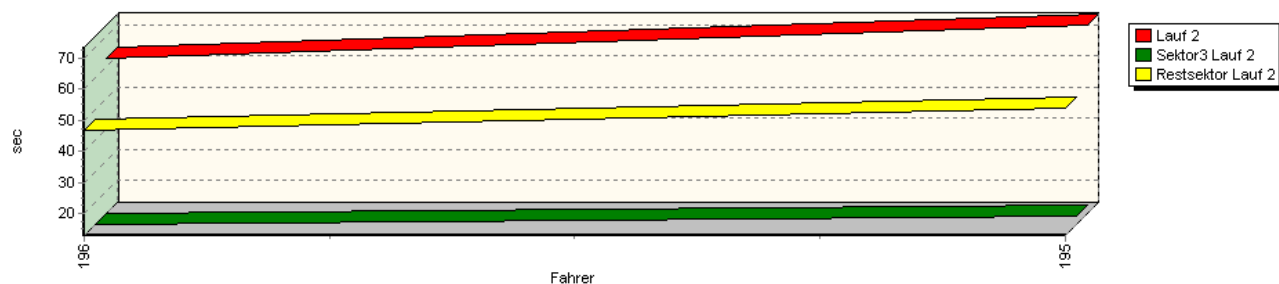
Speed-Diagramm Lauf 2



Sektor-Diagramm (Start) Lauf 2

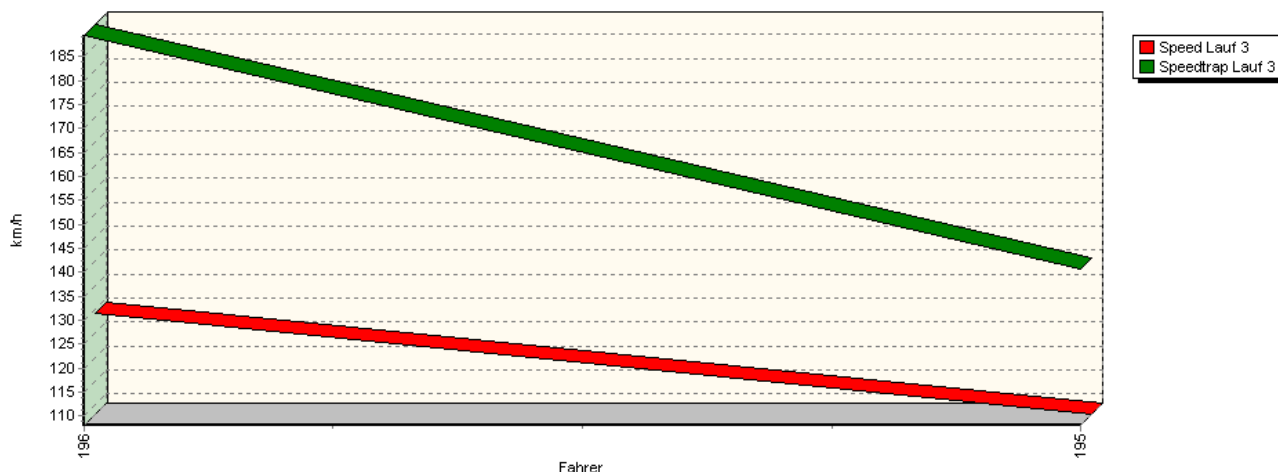


Sektor-Diagramm (Rest) Lauf 2

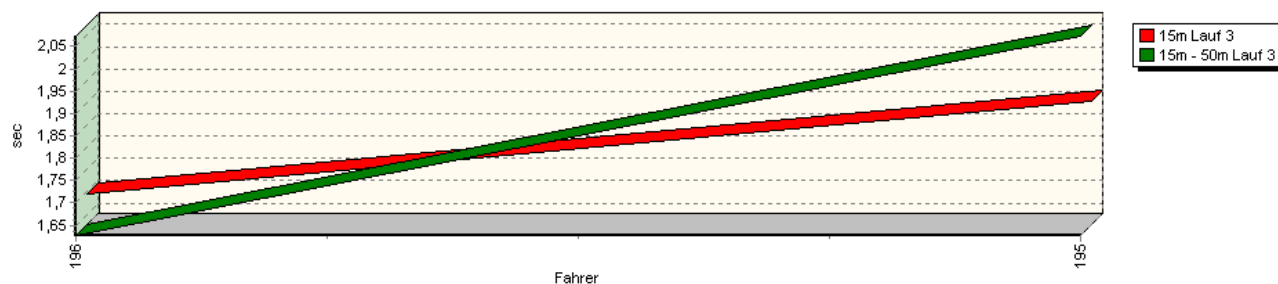


## Sektorzeiten & Speeds - Gruppe GT

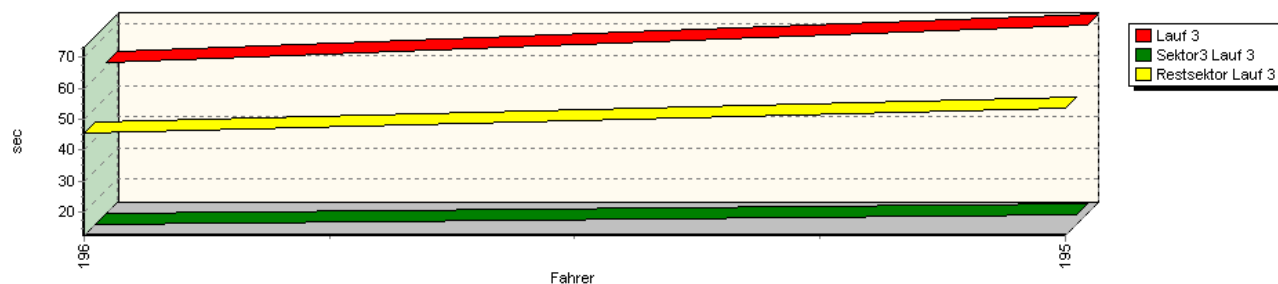
Speed-Diagramm Lauf 3



Sektor-Diagramm (Start) Lauf 3



Sektor-Diagramm (Rest) Lauf 3



Rg.	Nr.	Sektor 1 (15m)	Sektor 2 (15-50m)	Sektor 3	Speed Trap	Sektor 4	Laufzeit	Speed (Lauf)	
1	196	VALENTINI Michael		Porsche GT 2					
		Lauf 1:	00:01.725	00:01.688	00:13.150	159,72 km/h	00:51.807	01:08.370	115,84 km/h
		Lauf 2:	00:01.752	00:01.620	00:12.805	179,30 km/h	00:46.595	01:02.772	126,17 km/h
		Lauf 3:	00:01.695	00:01.627	00:12.440	189,41 km/h	00:45.524	01:01.286	129,23 km/h

## Sektorzeiten & Speeds - Gruppe GT

Rg.	Nr.		Sektor 1 (15m)	Sektor 2 (15-50m)	Sektor 3	Speed Trap	Sektor 4	Laufzeit	Speed (Lauf)
2	195	<b>AGNELLO Giuseppe</b>		Mazda MX 5					
		Lauf 1:	00:01.985	00:02.176	00:16.337	134,50 km/h	00:56.992	01:17.490	102,21 km/h
		Lauf 2:	00:01.906	00:02.093	00:15.676	138,59 km/h	00:53.938	01:13.613	107,59 km/h
		Lauf 3:	00:01.904	00:02.073	00:15.703	140,56 km/h	00:53.614	01:13.294	108,06 km/h