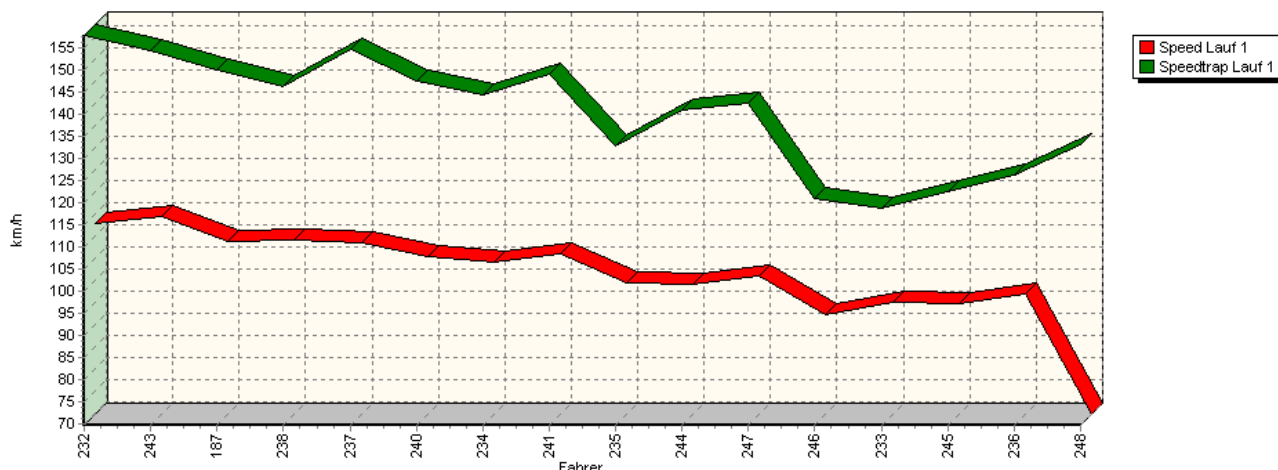
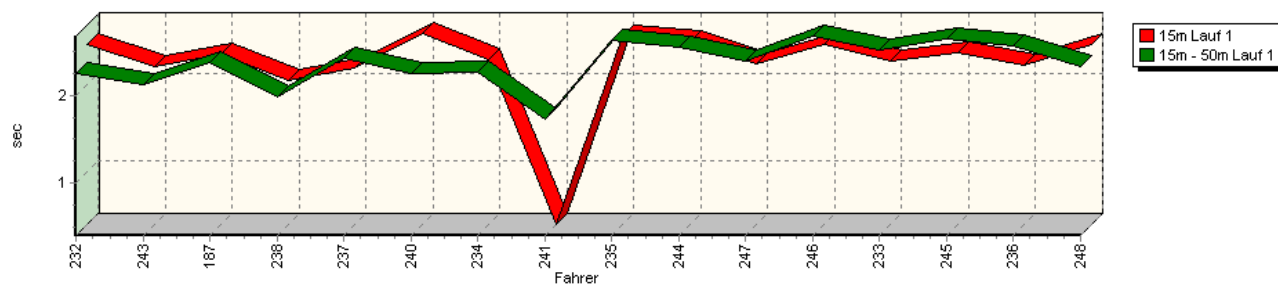


Sektorzeiten & Speeds - Gruppe E1, FS (DMSB) bis 2000 ccm - Klasse 24

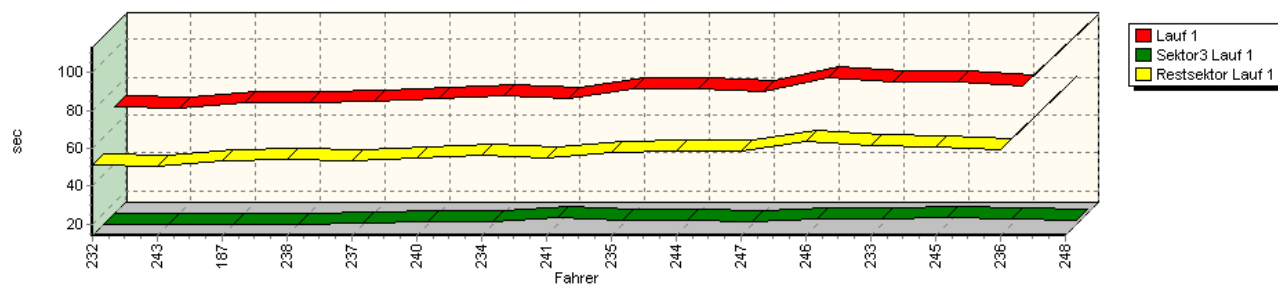
Speed-Diagramm Lauf 1



Sektor-Diagramm (Start) Lauf 1

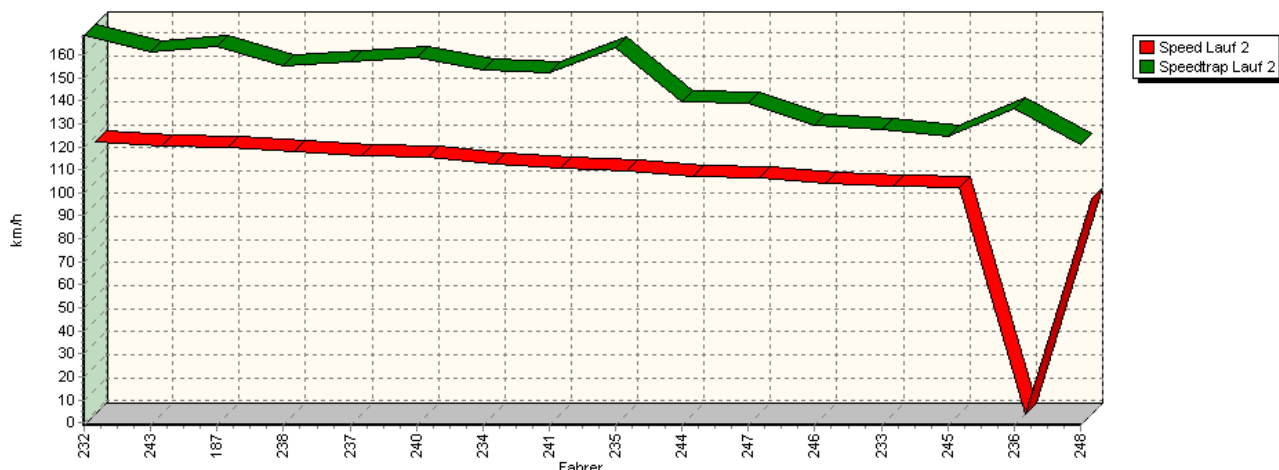


Sektor-Diagramm (Rest) Lauf 1

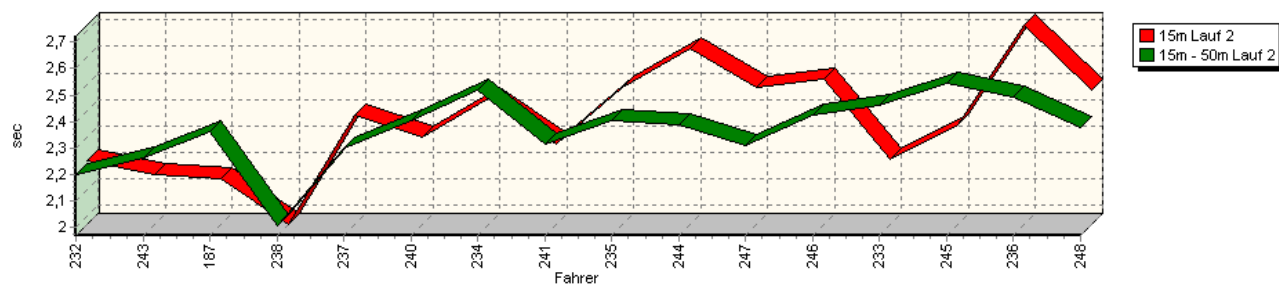


Sektorzeiten & Speeds - Gruppe E1, FS (DMSB) bis 2000 ccm - Klasse 24

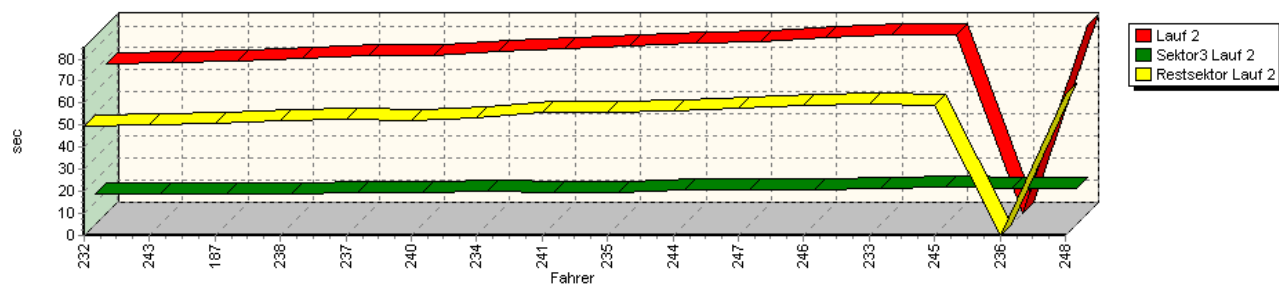
Speed-Diagramm Lauf 2



Sektor-Diagramm (Start) Lauf 2



Sektor-Diagramm (Rest) Lauf 2



Rg.	Nr.	Sektor 1 (15m)	Sektor 2 (15-50m)	Sektor 3	Speed Trap	Sektor 4	Laufzeit	Speed (Lauf)	
1	232	NAUMANN Peter		VW Polo 1,4 G 40					
		Lauf 1:	00:02.460	00:02.245	00:14.026	157,89 km/h	00:51.458	01:10.189	112,84 km/h
		Lauf 2:	00:02.211	00:02.200	00:13.495	168,36 km/h	00:49.679	01:07.585	117,19 km/h
2	243	LAMPERT Christoph		VW Golf GTI 16V					
		Lauf 1:	00:02.209	00:02.123	00:14.330	154,52 km/h	00:50.560	01:09.222	114,41 km/h
		Lauf 2:	00:02.157	00:02.261	00:13.853	161,28 km/h	00:50.406	01:08.677	115,32 km/h

Sektorzeiten & Speeds - Gruppe E1, FS (DMSB) bis 2000 ccm - Klasse 24

Rg.	Nr.		Sektor 1 (15m)	Sektor 2 (15-50m)	Sektor 3	Speed Trap	Sektor 4	Laufzeit	Speed (Lauf)
3	187	CERMAK Jan		Lotus WR Evora					
		Lauf 1:	00:02.352	00:02.382	00:14.353	150,12 km/h	00:53.587	01:12.674	108,98 km/h
		Lauf 2:	00:02.142	00:02.360	00:13.630	163,81 km/h	00:50.689	01:08.821	115,08 km/h
4	238	NOVOTNY Martin		Lotus WR 9/2					
		Lauf 1:	00:02.041	00:01.977	00:14.311	146,24 km/h	00:54.272	01:12.601	109,09 km/h
		Lauf 2:	00:01.971	00:02.009	00:13.674	155,34 km/h	00:52.365	01:10.019	113,11 km/h
5	237	SCHÖNBORN Rainer		VW Golf I 16V					
		Lauf 1:	00:02.188	00:02.422	00:14.511	154,88 km/h	00:53.861	01:12.982	108,52 km/h
		Lauf 2:	00:02.383	00:02.298	00:14.239	156,71 km/h	00:52.402	01:11.322	111,05 km/h
6	240	HOULMANN Fabien		Peugeot 205					
		Lauf 1:	00:02.582	00:02.245	00:15.562	147,52 km/h	00:54.661	01:15.050	105,53 km/h
		Lauf 2:	00:02.300	00:02.406	00:14.539	158,94 km/h	00:52.382	01:11.627	110,57 km/h
7	234	DANDL Michael		BMW E30 320is					
		Lauf 1:	00:02.277	00:02.268	00:15.426	144,61 km/h	00:56.085	01:16.056	104,13 km/h
		Lauf 2:	00:02.446	00:02.517	00:15.008	153,45 km/h	00:53.428	01:13.399	107,90 km/h
8	241	SPIESS Erwin		Renault Clio RS					
		Lauf 1:	00:00.404	00:01.726	00:17.386	148,99 km/h	00:55.271	01:14.787	105,90 km/h
		Lauf 2:	00:02.272	00:02.315	00:14.595	152,31 km/h	00:55.680	01:14.862	105,79 km/h
9	235	GOLLIARD Patrick		Alfa Romeo 155 STW					
		Lauf 1:	00:02.552	00:02.635	00:16.393	133,01 km/h	00:57.953	01:19.533	99,58 km/h
		Lauf 2:	00:02.487	00:02.405	00:14.723	162,87 km/h	00:56.153	01:15.768	104,53 km/h
10	244	VALLAT Patrick		VW Golf					
		Lauf 1:	00:02.488	00:02.547	00:15.880	141,10 km/h	00:58.969	01:19.884	99,14 km/h
		Lauf 2:	00:02.635	00:02.389	00:15.680	139,80 km/h	00:56.585	01:17.289	102,47 km/h
11	247	STEIBEL Sebastian		Clio-Cup Renault 2.0 RS					
		Lauf 1:	00:02.239	00:02.385	00:15.452	142,56 km/h	00:58.260	01:18.336	101,10 km/h
		Lauf 2:	00:02.486	00:02.311	00:15.545	138,76 km/h	00:57.469	01:17.811	101,79 km/h
12	246	GRÜNIG Stefan		VW Golf 8V					
		Lauf 1:	00:02.458	00:02.676	00:17.010	121,16 km/h	01:03.651	01:25.795	92,31 km/h
		Lauf 2:	00:02.517	00:02.426	00:15.909	129,55 km/h	00:59.063	01:19.915	99,11 km/h
13	233	BODENMÜLLER Edmund		Opel Minichberger Kadett C Coup					
		Lauf 1:	00:02.272	00:02.519	00:16.951	118,70 km/h	01:01.548	01:23.290	95,09 km/h
		Lauf 2:	00:02.218	00:02.462	00:16.445	127,35 km/h	00:59.729	01:20.854	97,95 km/h
14	245	PABST Johannes		Opel Kadett D 16V					
		Lauf 1:	00:02.358	00:02.652	00:17.614	122,75 km/h	01:00.924	01:23.548	94,80 km/h
		Lauf 2:	00:02.346	00:02.544	00:17.108	124,60 km/h	00:59.112	01:21.110	97,65 km/h
15	236	SCHUSTER Jürgen		Mazda RX-7					
		Lauf 1:	00:02.213	00:02.569	00:17.207	126,39 km/h	00:59.620	01:21.609	97,05 km/h
		Lauf 2:	00:02.722	00:02.495	00:16.336	136,47 km/h	*	A	* km/h
16	248	AMANN Johanna		Renault Clio RS Coupé					
		Lauf 1:	00:02.453	00:02.336	00:16.362	133,31 km/h	01:32.284	01:53.435 +15s	69,82 km/h
		Lauf 2:	00:02.479	00:02.377	00:16.582	120,79 km/h	01:03.903	01:25.341	92,80 km/h