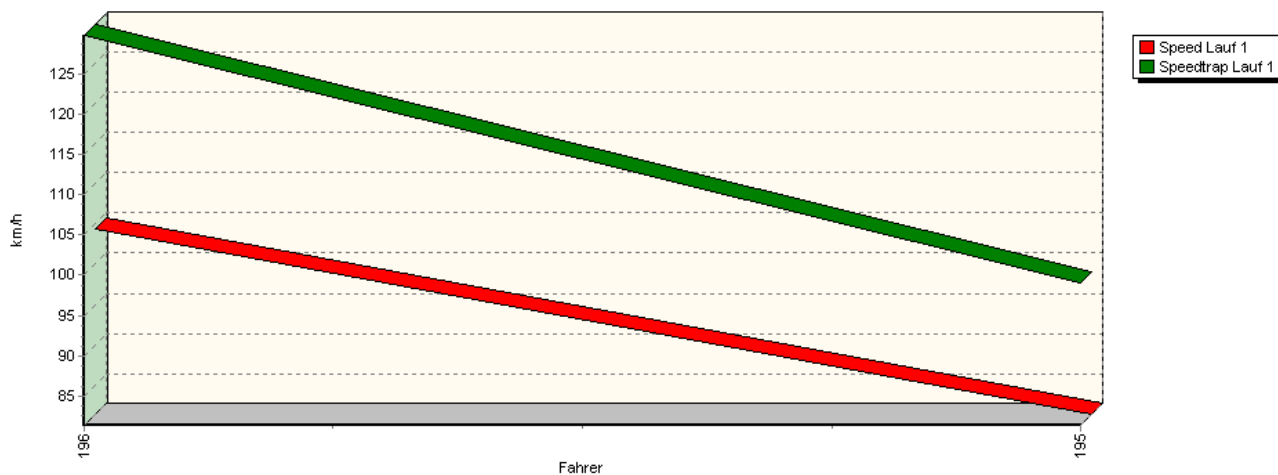
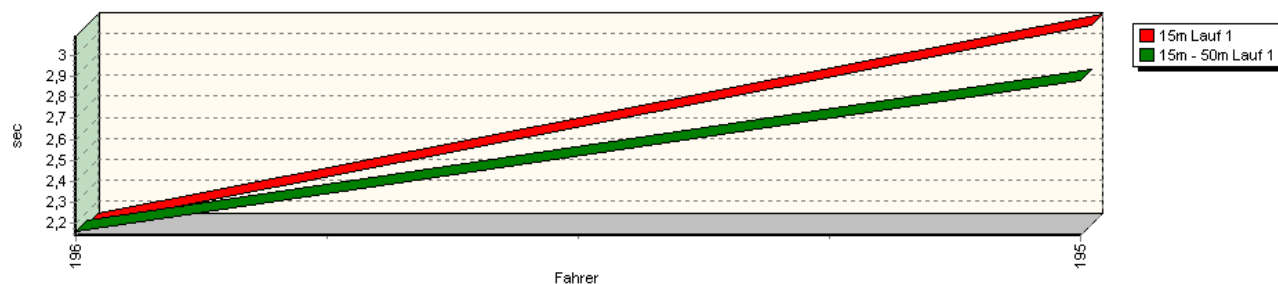


## Sektorzeiten & Speeds - Gruppe GT

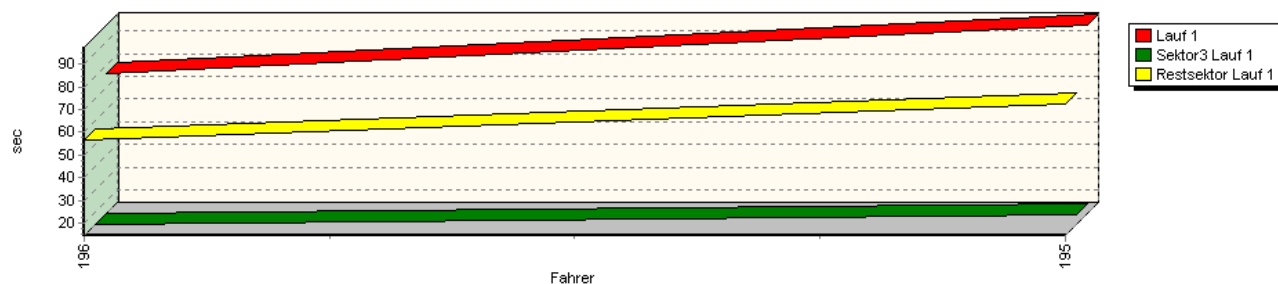
Speed-Diagramm Lauf 1



Sektor-Diagramm (Start) Lauf 1

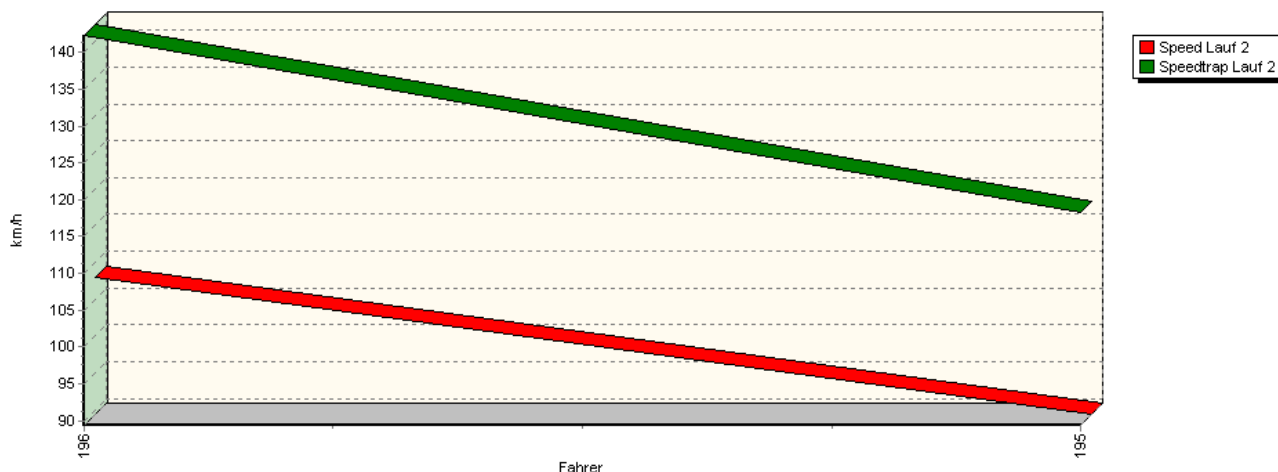


Sektor-Diagramm (Rest) Lauf 1

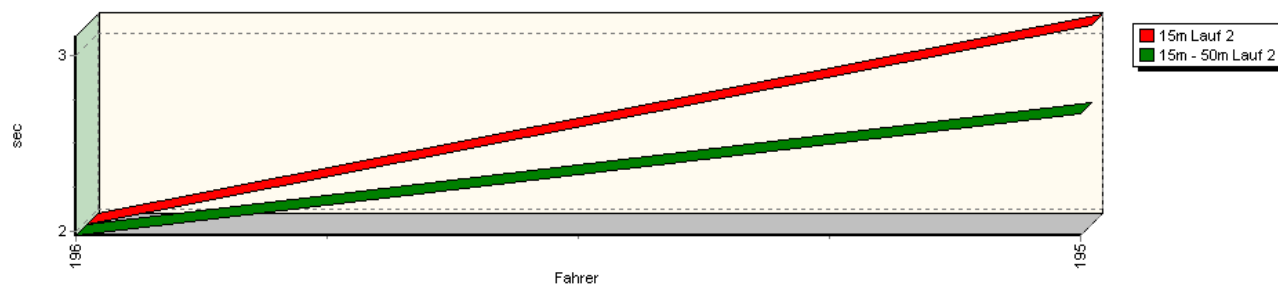


## Sektorzeiten & Speeds - Gruppe GT

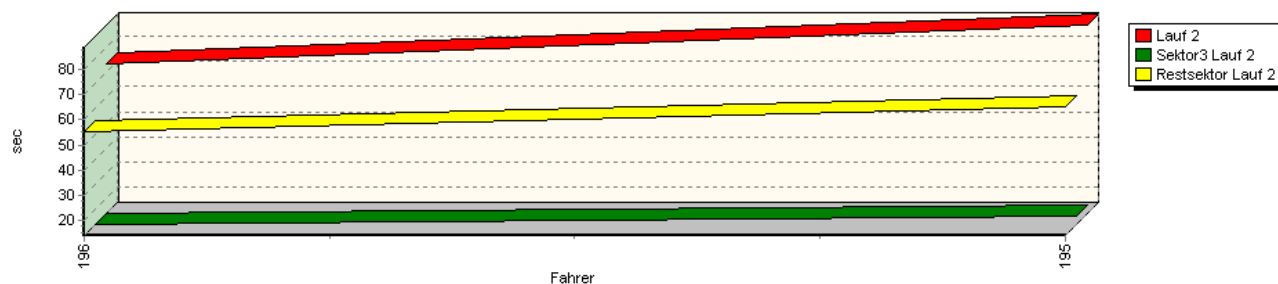
Speed-Diagramm Lauf 2



Sektor-Diagramm (Start) Lauf 2



Sektor-Diagramm (Rest) Lauf 2



Rg.	Nr.	Sektor 1 (15m)	Sektor 2 (15-50m)	Sektor 3	Speed Trap	Sektor 4	Laufzeit	Speed (Lauf)	
1	196	<b>VALENTINI Michael</b>		Porsche GT 2					
		Lauf 1:	00:02.139	00:02.157	00:14.688	129,72 km/h	00:56.884	01:15.868	104,39 km/h
		Lauf 2:	00:01.977	00:01.980	00:14.138	142,32 km/h	00:55.269	01:13.364	107,95 km/h
2	195	<b>AGNELLO Giuseppe</b>		Mazda MX 5					
		Lauf 1:	00:03.095	00:02.884	00:19.216	99,08 km/h	01:12.138	01:37.333	81,37 km/h
		Lauf 2:	00:03.109	00:02.667	00:17.541	118,25 km/h	01:05.314	01:28.631	89,36 km/h