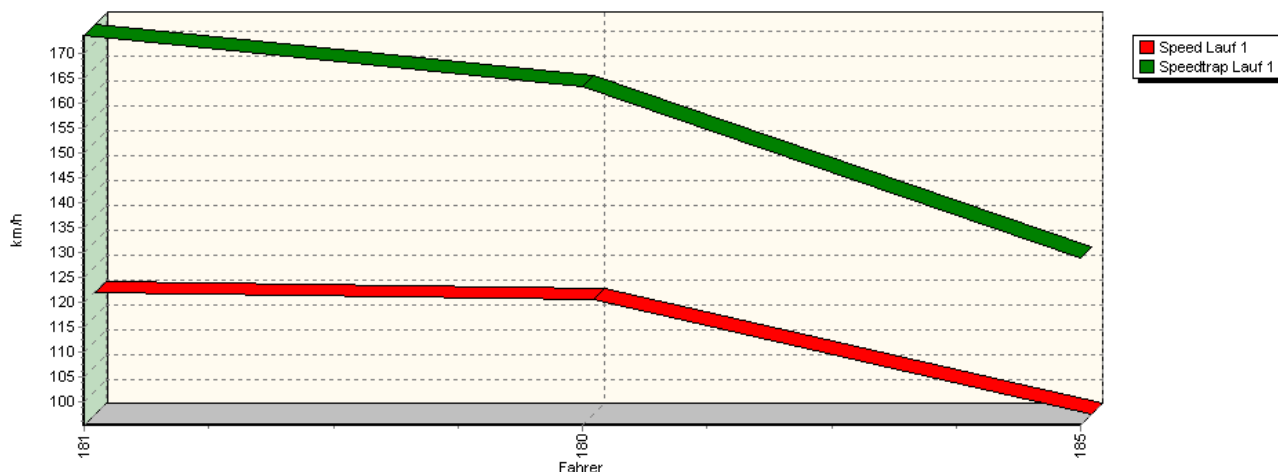
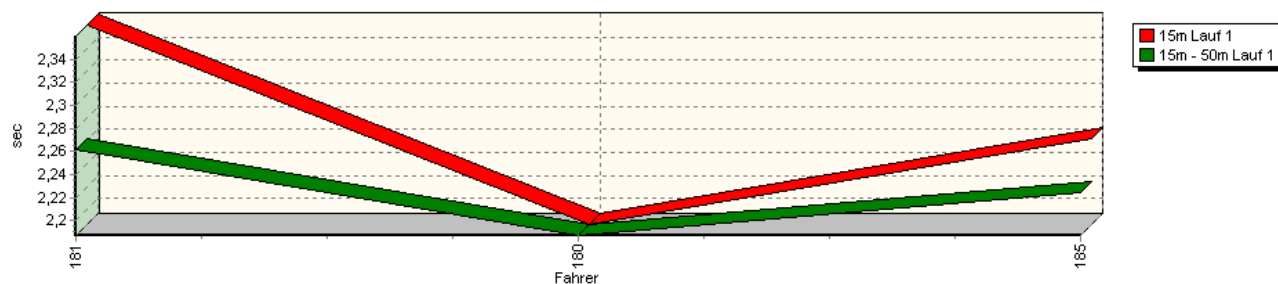


Sektorzeiten & Speeds - Gruppe E2-SH

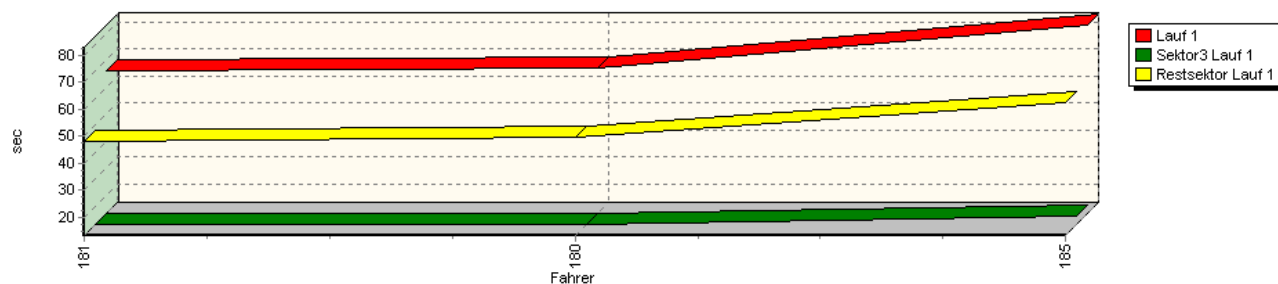
Speed-Diagramm Lauf 1



Sektor-Diagramm (Start) Lauf 1

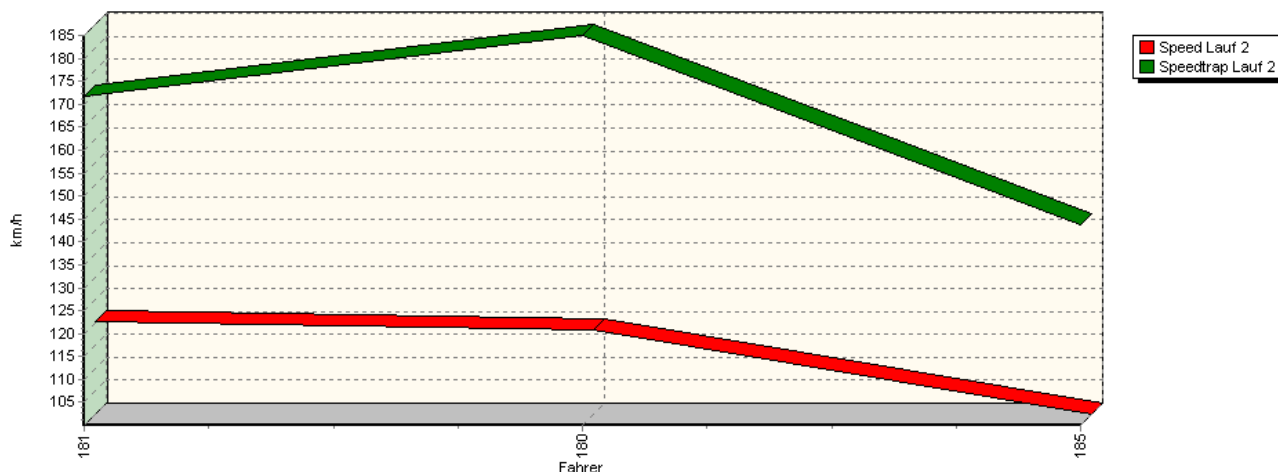


Sektor-Diagramm (Rest) Lauf 1

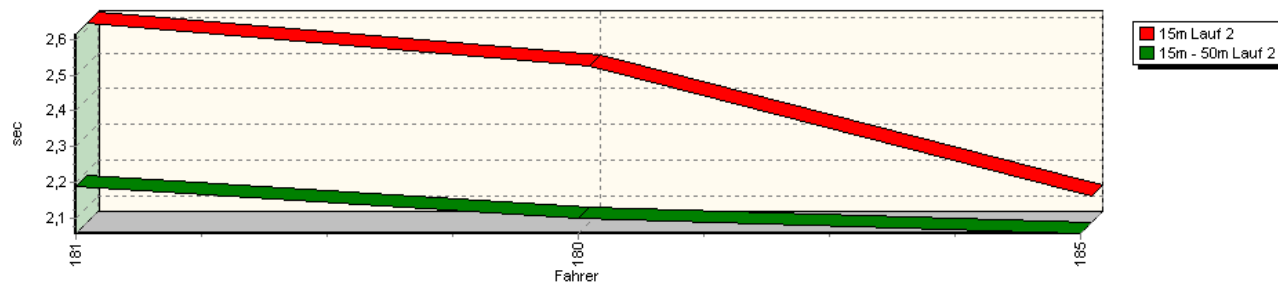


Sektorzeiten & Speeds - Gruppe E2-SH

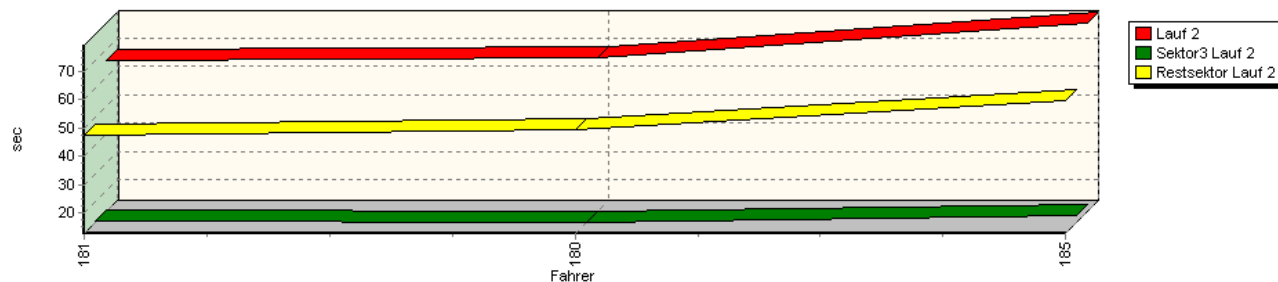
Speed-Diagramm Lauf 2



Sektor-Diagramm (Start) Lauf 2



Sektor-Diagramm (Rest) Lauf 2



Rg.	Nr.	Sektor 1 (15m)	Sektor 2 (15-50m)	Sektor 3	Speed Trap	Sektor 4	Laufzeit	Speed (Lauf)	
1	181	HOFFMANN Klaus		Opel Astra DTM V8					
		Lauf 1:	00:02.360	00:02.261	00:13.260	173,47 km/h	00:48.245	01:06.126	119,77 km/h
		Lauf 2:	00:02.614	00:02.188	00:13.424	171,64 km/h	00:47.704	01:05.930	120,13 km/h
2	180	BRENNER Norbert		Opel Vectra GTS DTM V8					
		Lauf 1:	00:02.187	00:02.187	00:13.168	163,20 km/h	00:49.410	01:06.952	118,29 km/h
		Lauf 2:	00:02.495	00:02.101	00:12.833	185,01 km/h	00:49.497	01:06.926	118,34 km/h

Sektorzeiten & Speeds - Gruppe E2-SH

Rg.	Nr.		Sektor 1 (15m)	Sektor 2 (15-50m)	Sektor 3	Speed Trap	Sektor 4	Laufzeit	Speed (Lauf)
3	185	MIETHKE Günter		VW 1302 RS					
		Lauf 1:	00:02.261	00:02.224	00:16.275	128,83 km/h	01:02.274	01:23.034	95,38 km/h
		Lauf 2:	00:02.131	00:02.058	00:15.389	143,79 km/h	00:59.613	01:19.191	100,01 km/h