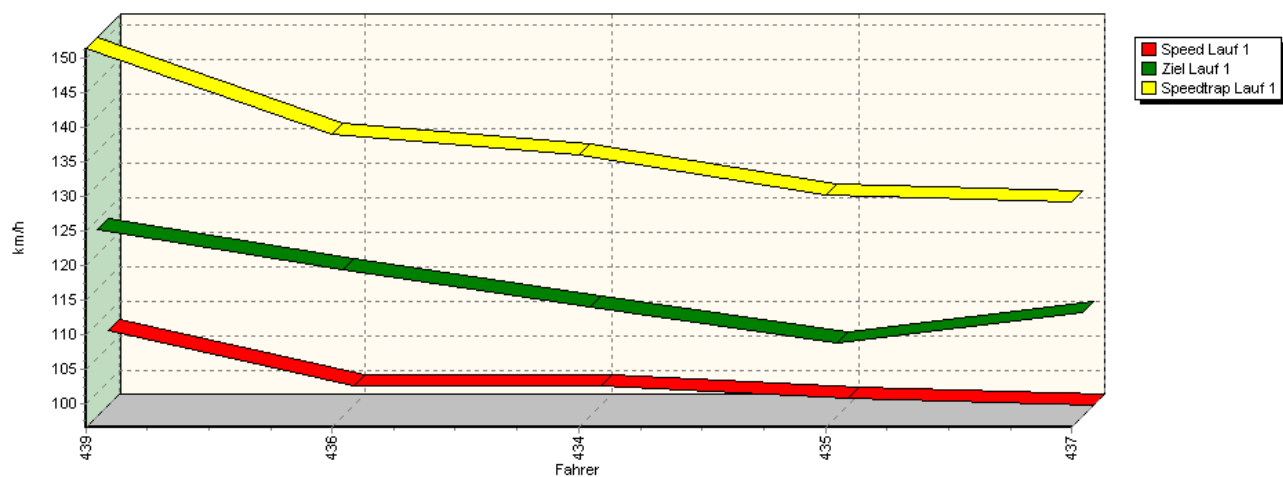
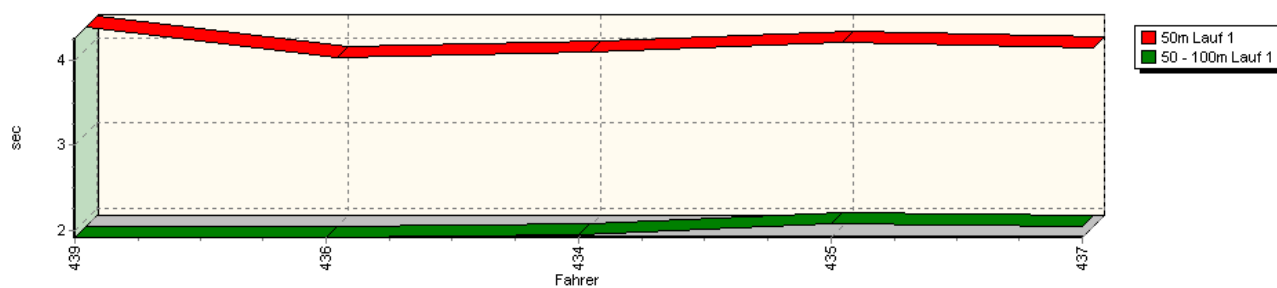


## Sektorzeiten & Speeds - Training - Gruppe H über 2000 ccm - Klasse 41

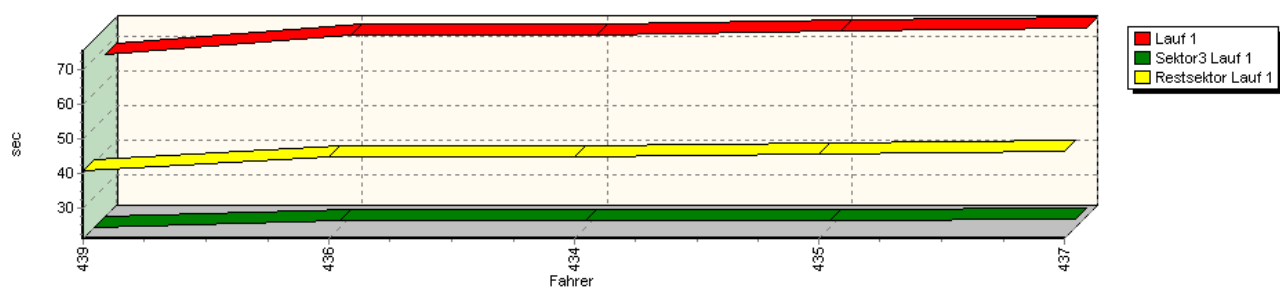
Speed-Diagramm Lauf 1



Sektor-Diagramm (Start) Lauf 1

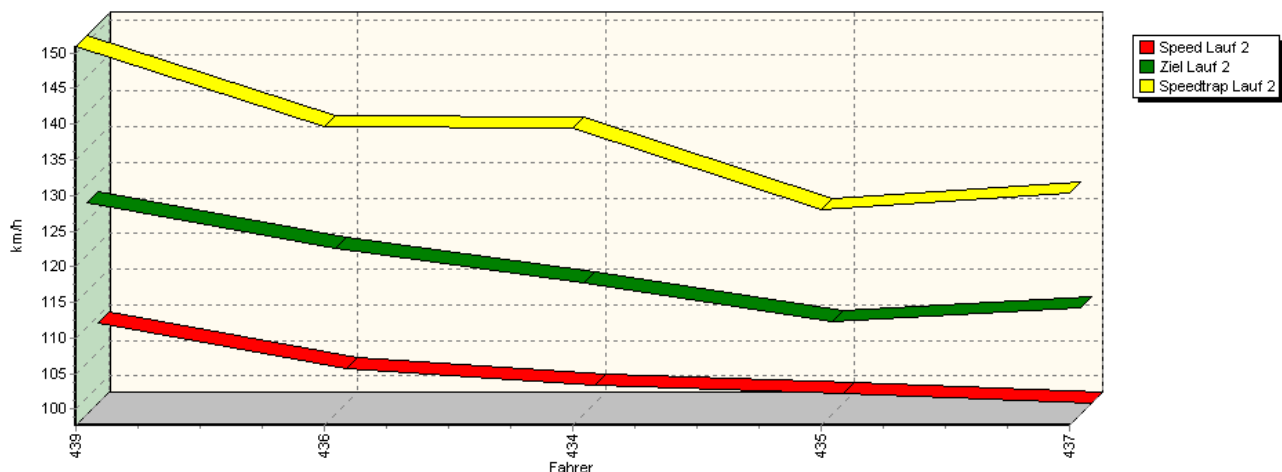


Sektor-Diagramm (Rest) Lauf 1

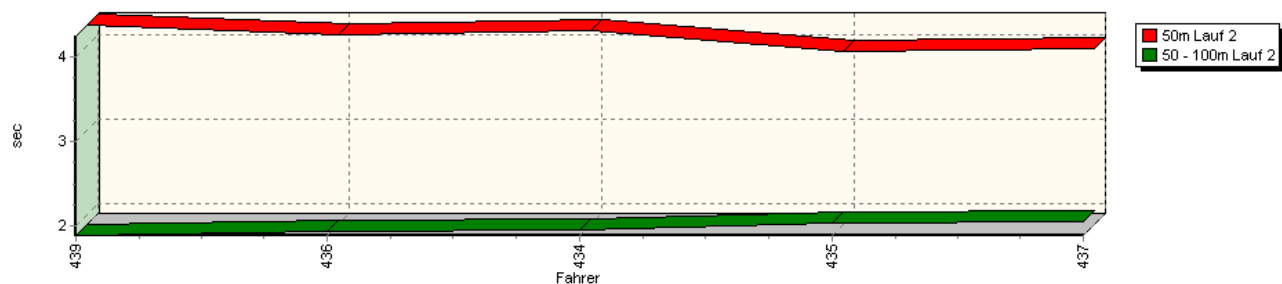


## Sektorzeiten & Speeds - Training - Gruppe H über 2000 ccm - Klasse 41

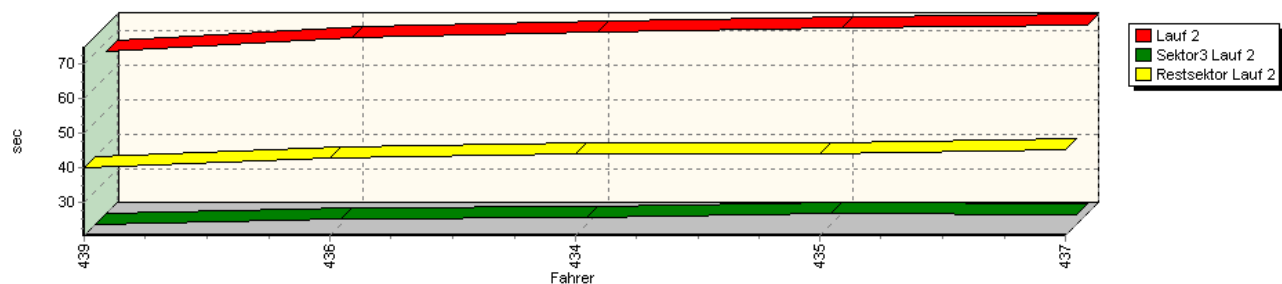
Speed-Diagramm Lauf 2



Sektor-Diagramm (Start) Lauf 2

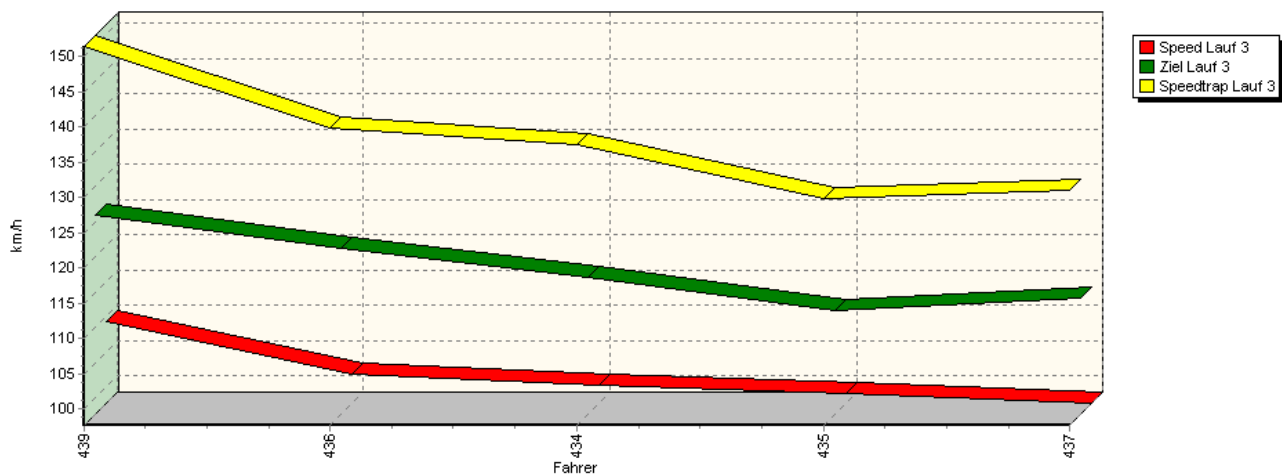


Sektor-Diagramm (Rest) Lauf 2

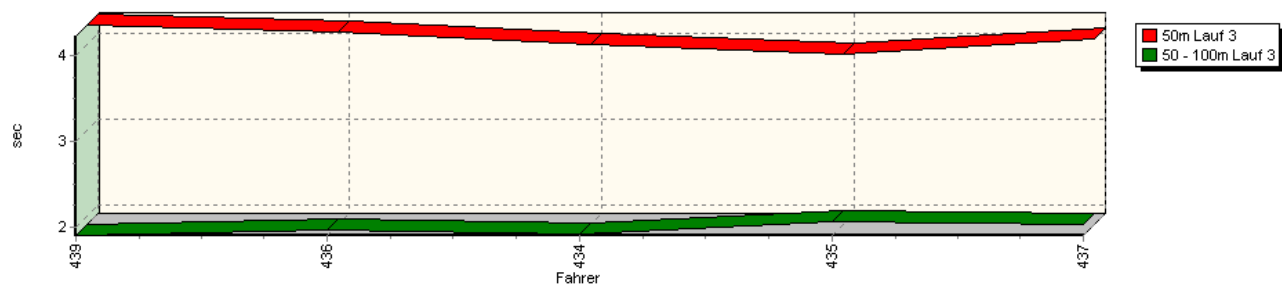


## Sektorzeiten & Speeds - Training - Gruppe H über 2000 ccm - Klasse 41

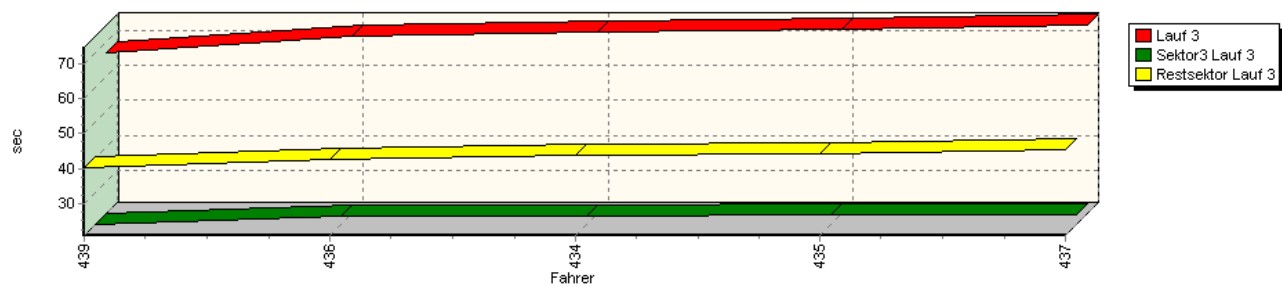
Speed-Diagramm Lauf 3



Sektor-Diagramm (Start) Lauf 3

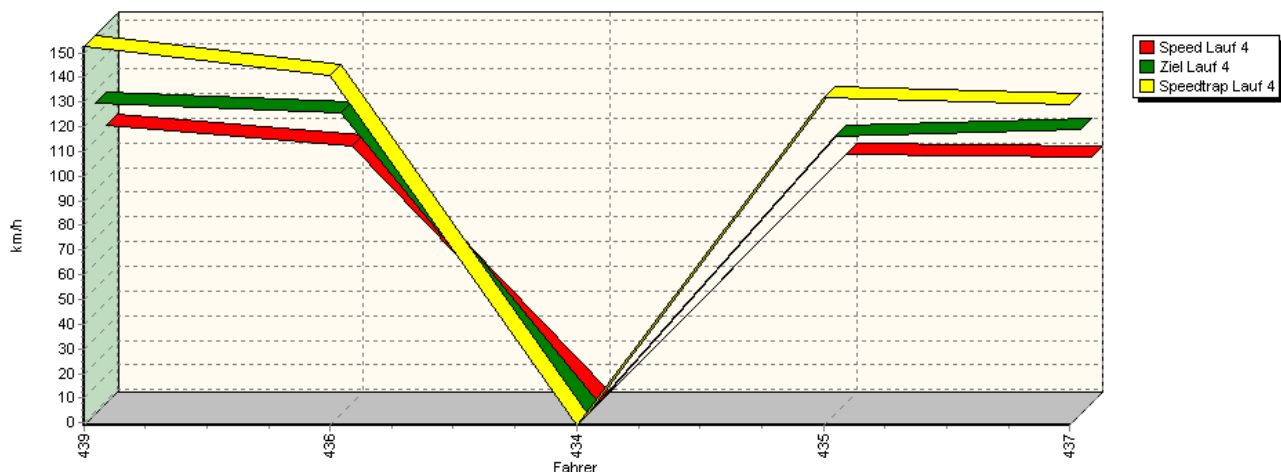


Sektor-Diagramm (Rest) Lauf 3

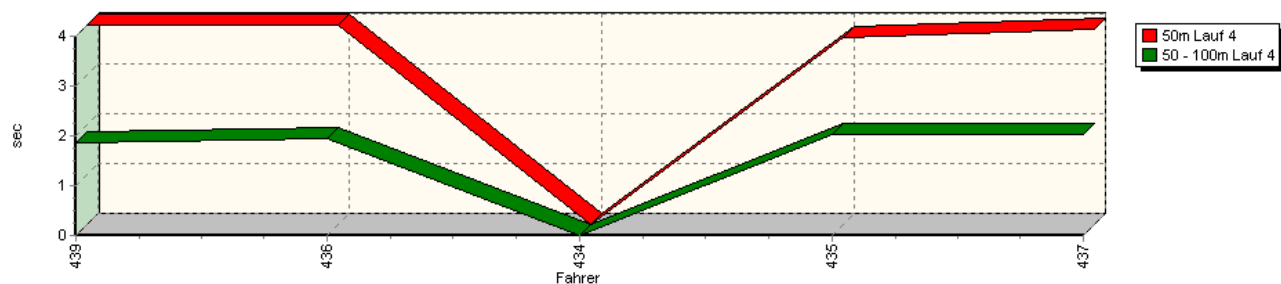


## Sektorzeiten & Speeds - Training - Gruppe H über 2000 ccm - Klasse 41

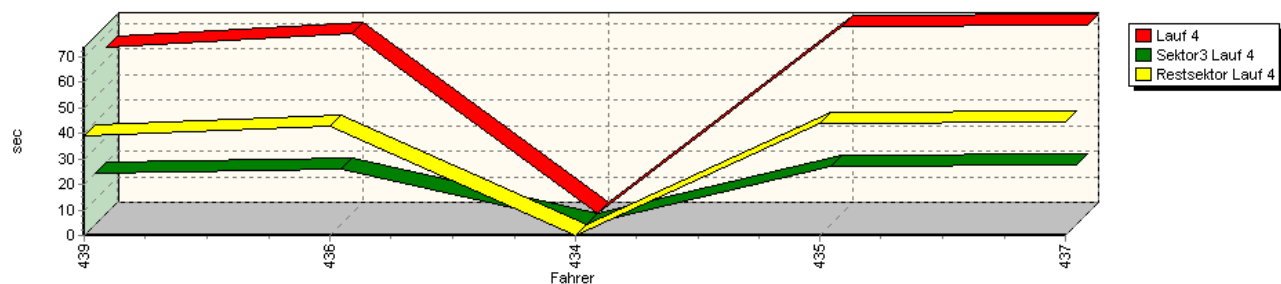
Speed-Diagramm Lauf 4



Sektor-Diagramm (Start) Lauf 4



Sektor-Diagramm (Rest) Lauf 4



Rg.	Nr.	Sektor 1 (50m)	Sektor 2 (50-100m)	Sektor 3	Speed Trap	Sektor 4	Speed (Ziel)	Laufzeit	Speed (Lauf)
1	439	<b>WÜSTEFELD Markus</b>							
		AMG Mercedes 190E Evo2							
	Lauf 1:	00:04.259	00:01.911	00:21.017	151,36 km/h	00:40.905	123,47 km/h	01:08.092	107,32 km/h
	Lauf 2:	00:04.248	00:01.879	00:20.643	150,90 km/h	00:40.290	127,43 km/h	01:07.060	108,98 km/h
	Lauf 3:	00:04.223	00:01.907	00:20.745	151,46 km/h	00:40.030	125,92 km/h	01:06.905	109,23 km/h
	Lauf 4:	00:04.009	00:01.866	00:20.328	152,59 km/h	00:39.156	125,20 km/h	01:05.359	111,81 km/h




## 44. Osnabrücker ADAC Bergrennen

13. und 14. August 2011

Deutsche Bergmeisterschaft 2011

DMSB Bergpokal für Tourenwagen und Rennsportfahrzeuge

DMSB Classic-Berg-Pokal - KW Gruppe H Berg-Cup



### Sektorzeiten & Speeds - Training - Gruppe H über 2000 ccm - Klasse 41

Rg.	Nr.		Sektor 1 (50m)	Sektor 2 (50-100m)	Sektor 3	Speed Trap	Sektor 4	Speed (Ziel)	Laufzeit	Speed (Lauf)
2	436	<b>KÖNIG Thorsten</b>		BMW 320 iS						
		Lauf 1:	00:03.905	00:01.919	00:23.171	138,89 km/h	00:44.588	117,79 km/h	01:13.583	99,32 km/h
		Lauf 2:	00:04.137	00:01.932	00:22.103	139,57 km/h	00:43.080	120,99 km/h	01:11.252	102,57 km/h
		Lauf 3:	00:04.145	00:01.971	00:22.971	139,87 km/h	00:42.691	121,21 km/h	01:11.778	101,81 km/h
		Lauf 4:	00:04.008	00:01.952	00:21.790	141,02 km/h	00:42.891	121,19 km/h	01:10.641	103,45 km/h
3	434	<b>KORDING Kai</b>		BMW M3						
		Lauf 1:	00:03.966	00:01.937	00:22.897	135,92 km/h	00:44.772	112,31 km/h	01:13.572	99,33 km/h
		Lauf 2:	00:04.179	00:01.948	00:22.731	139,42 km/h	00:44.044	116,24 km/h	01:12.902	100,24 km/h
		Lauf 3:	00:03.991	00:01.926	00:23.223	137,45 km/h	00:43.732	117,21 km/h	01:12.872	100,29 km/h
		Lauf 4:	*	*	*	* km/h	*	* km/h	*	* km/h
4	435	<b>HÖNSCHEID Wolfgang</b>		BMW 325i						
		Lauf 1:	00:04.084	00:02.078	00:23.190	130,07 km/h	00:45.512	107,07 km/h	01:14.864	97,62 km/h
		Lauf 2:	00:03.943	00:02.024	00:23.692	127,93 km/h	00:44.123	110,82 km/h	01:13.782	99,05 km/h
		Lauf 3:	00:03.882	00:02.066	00:23.707	129,92 km/h	00:44.034	112,43 km/h	01:13.689	99,17 km/h
		Lauf 4:	00:03.760	00:02.029	00:23.020	131,72 km/h	00:44.218	111,82 km/h	01:13.027	100,07 km/h
5	437	<b>OSTERMANN Thomas</b>		BMW E30 Hartge						
		Lauf 1:	00:04.013	00:02.034	00:23.339	129,15 km/h	00:46.315	111,45 km/h	01:15.701	96,54 km/h
		Lauf 2:	00:03.961	00:02.044	00:23.269	130,41 km/h	00:45.487	112,62 km/h	01:14.761	97,75 km/h
		Lauf 3:	00:04.056	00:02.030	00:23.494	130,99 km/h	00:45.204	114,17 km/h	01:14.784	97,72 km/h
		Lauf 4:	00:03.916	00:02.046	00:23.120	128,84 km/h	00:44.752	114,25 km/h	01:13.834	98,98 km/h