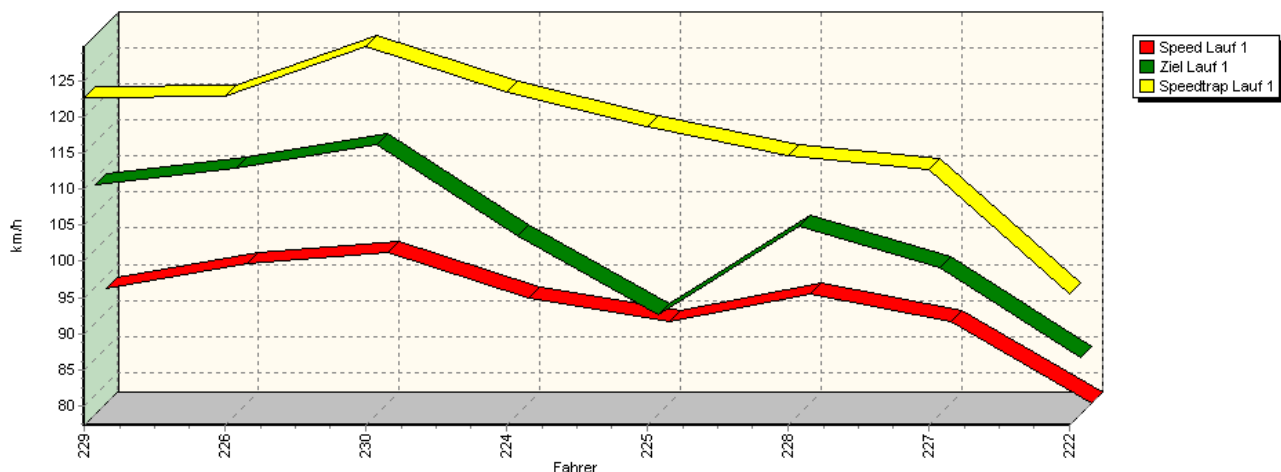
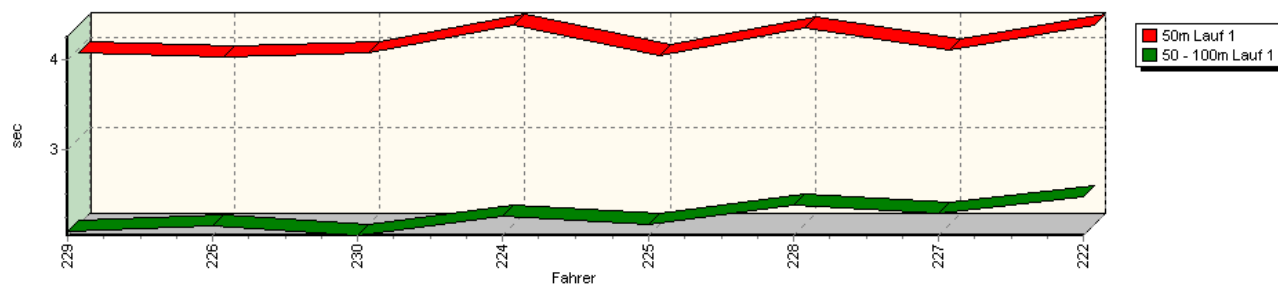


Sektorzeiten & Speeds - Training - Gruppe H bis 1150 ccm - Klasse 37

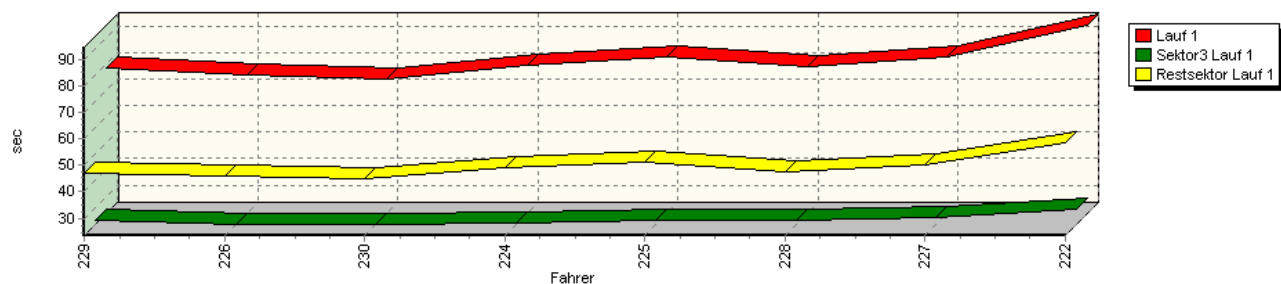
Speed-Diagramm Lauf 1



Sektor-Diagramm (Start) Lauf 1

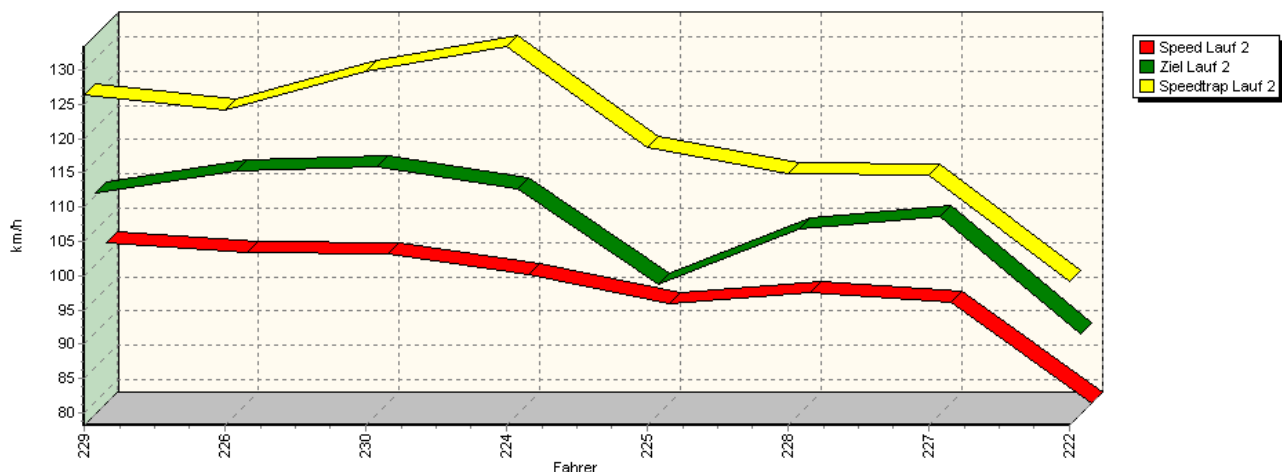


Sektor-Diagramm (Rest) Lauf 1

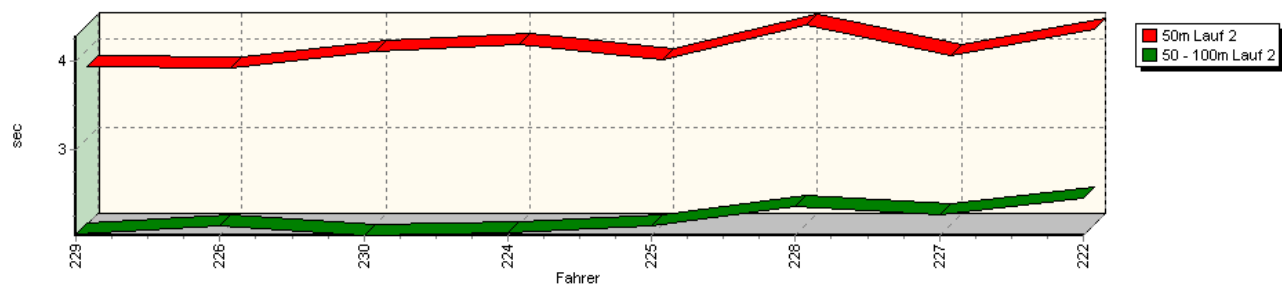


Sektorzeiten & Speeds - Training - Gruppe H bis 1150 ccm - Klasse 37

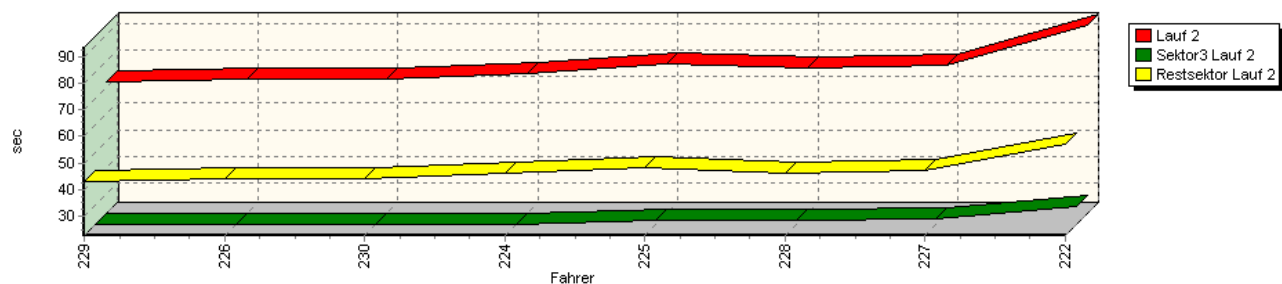
Speed-Diagramm Lauf 2



Sektor-Diagramm (Start) Lauf 2

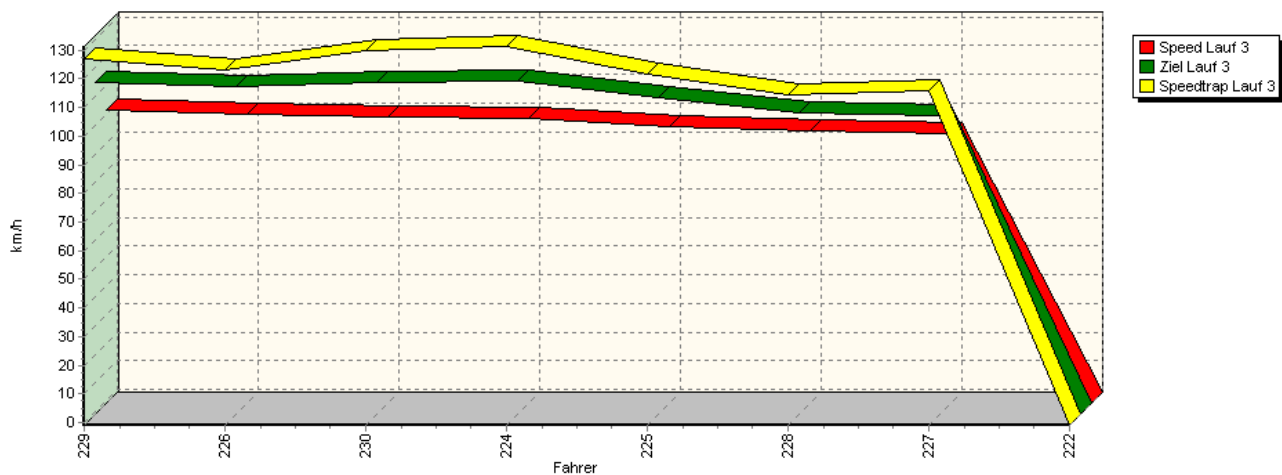


Sektor-Diagramm (Rest) Lauf 2

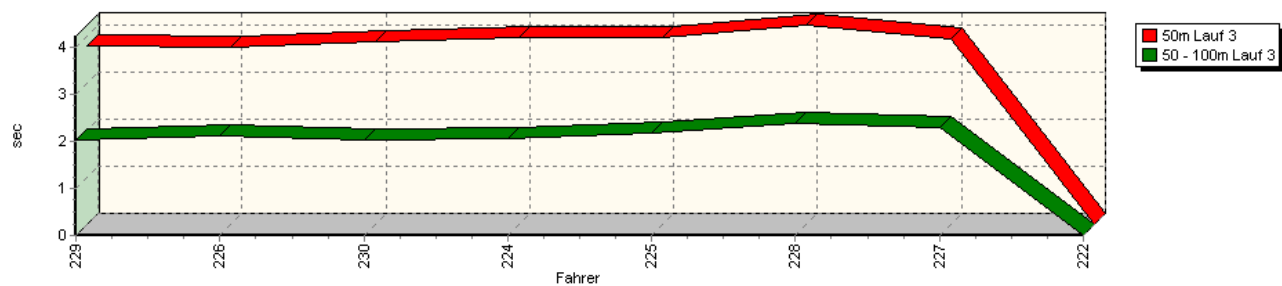


Sektorzeiten & Speeds - Training - Gruppe H bis 1150 ccm - Klasse 37

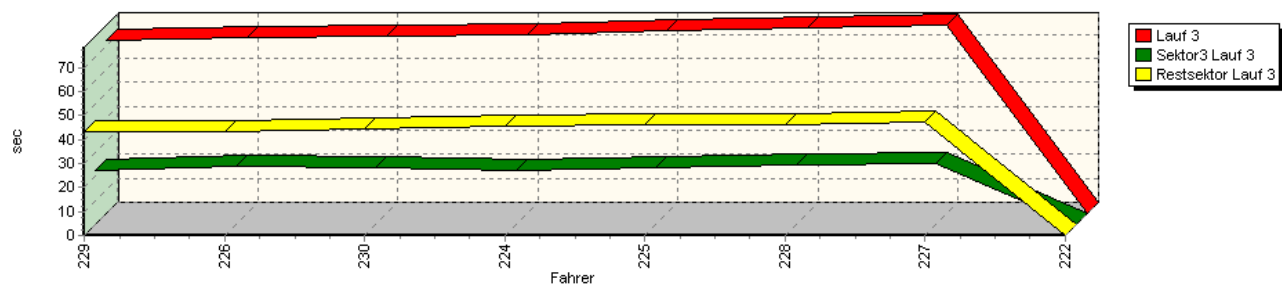
Speed-Diagramm Lauf 3



Sektor-Diagramm (Start) Lauf 3

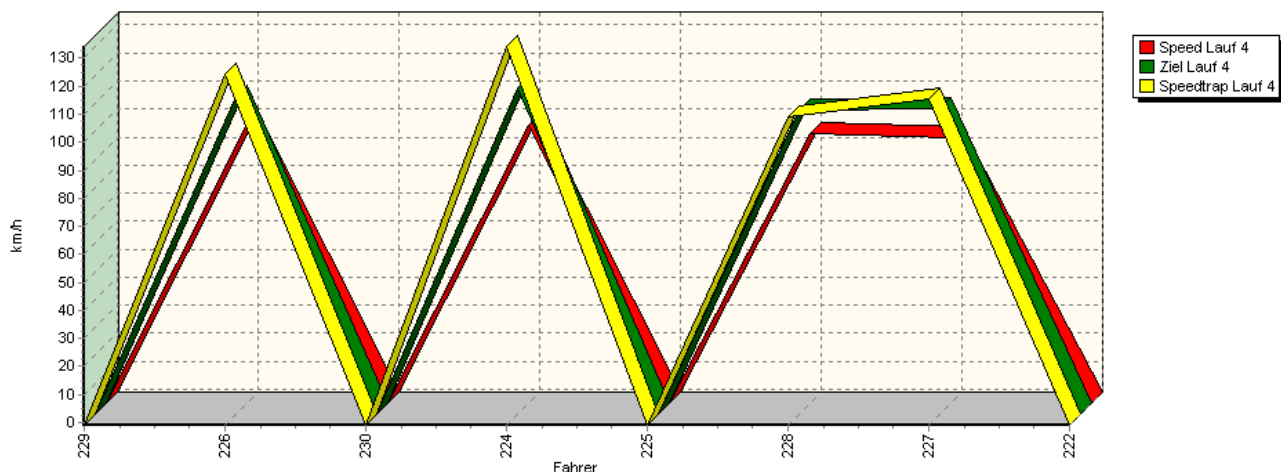


Sektor-Diagramm (Rest) Lauf 3

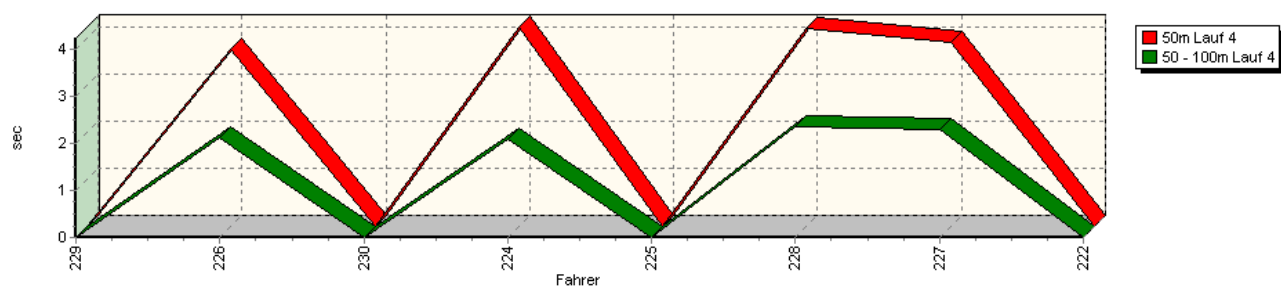


Sektorzeiten & Speeds - Training - Gruppe H bis 1150 ccm - Klasse 37

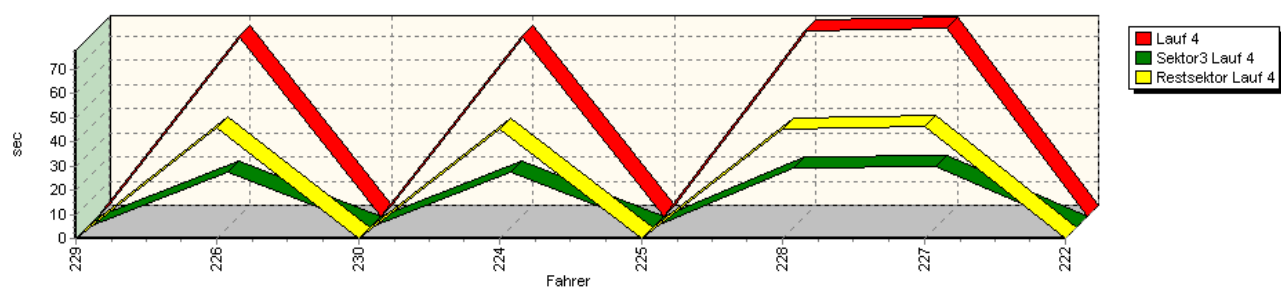
Speed-Diagramm Lauf 4



Sektor-Diagramm (Start) Lauf 4



Sektor-Diagramm (Rest) Lauf 4



Rg.	Nr.	Sektor 1 (50m)	Sektor 2 (50-100m)	Sektor 3	Speed Trap	Sektor 4	Speed (Ziel)	Laufzeit	Speed (Lauf)
1	229	KLIMSA Tobias							
		VW Schneider Polo I 8V							
	Lauf 1:	00:03.948	00:02.092	00:25.294	122,69 km/h	00:47.045	109,11 km/h	01:18.379	93,24 km/h
	Lauf 2:	00:03.813	00:02.060	00:22.854	126,46 km/h	00:43.262	110,51 km/h	01:11.989	101,52 km/h
	Lauf 3:	00:03.806	00:02.041	00:22.746	126,90 km/h	00:43.372	115,03 km/h	01:11.965	101,55 km/h
	Lauf 4:	*	*	*	* km/h	*	* km/h	*	* km/h




44. Osnabrücker ADAC Bergrennen

13. und 14. August 2011

Deutsche Bergmeisterschaft 2011

DMSB Bergpokal für Tourenwagen und Rennsportfahrzeuge

DMSB Classic-Berg-Pokal - KW Gruppe H Berg-Cup



Sektorzeiten & Speeds - Training - Gruppe H bis 1150 ccm - Klasse 37

Rg.	Nr.		Sektor 1 (50m)	Sektor 2 (50-100m)	Sektor 3	Speed Trap	Sektor 4	Speed (Ziel)	Laufzeit	Speed (Lauf)
2	226	STEGMANN Tobias	Schneider Audi 50							
		Lauf 1:	00:03.903	00:02.160	00:23.514	122,88 km/h	00:46.044	111,40 km/h	01:15.621	96,64 km/h
		Lauf 2:	00:03.801	00:02.148	00:23.003	124,24 km/h	00:44.027	113,68 km/h	01:12.979	100,14 km/h
		Lauf 3:	00:03.764	00:02.117	00:23.947	123,33 km/h	00:43.378	113,39 km/h	01:13.206	99,83 km/h
		Lauf 4:	00:03.771	00:02.113	00:22.707	124,18 km/h	00:45.623	112,40 km/h	01:14.214	98,47 km/h
3	230	DEUTSCH Bernd	Schneider Audi 50 GL							
		Lauf 1:	00:03.947	00:02.050	00:23.521	129,85 km/h	00:44.945	114,66 km/h	01:14.463	98,14 km/h
		Lauf 2:	00:03.988	00:02.040	00:23.084	129,83 km/h	00:44.051	114,27 km/h	01:13.163	99,89 km/h
		Lauf 3:	00:03.869	00:02.043	00:23.404	130,05 km/h	00:44.417	114,94 km/h	01:13.733	99,12 km/h
		Lauf 4:	*	*	*	* km/h	*	* km/h	*	* km/h
4	224	STELBERG Thomas	VW Schneider Polo Coupé 16V							
		Lauf 1:	00:04.257	00:02.266	00:24.214	123,60 km/h	00:48.915	101,95 km/h	01:19.652	91,75 km/h
		Lauf 2:	00:04.065	00:02.072	00:22.938	133,43 km/h	00:46.236	111,00 km/h	01:15.311	97,04 km/h
		Lauf 3:	00:03.970	00:02.054	00:22.439	131,31 km/h	00:45.853	115,27 km/h	01:14.316	98,34 km/h
		Lauf 4:	00:04.241	00:02.097	00:23.033	134,15 km/h	00:45.237	115,40 km/h	01:14.608	97,95 km/h
5	225	KATRIMSKI Olaf	Fiat Uno Abarth							
		Lauf 1:	00:03.924	00:02.172	00:25.015	118,71 km/h	00:51.387	91,04 km/h	01:22.498	88,58 km/h
		Lauf 2:	00:03.883	00:02.153	00:24.404	118,79 km/h	00:48.401	97,11 km/h	01:18.841	92,69 km/h
		Lauf 3:	00:03.984	00:02.175	00:23.871	121,72 km/h	00:46.396	109,80 km/h	01:16.426	95,62 km/h
		Lauf 4:	*	*	*	* km/h	*	* km/h	*	* km/h
6	228	WERNER Uwe	Ford Fiesta RS 8V							
		Lauf 1:	00:04.234	00:02.387	00:24.892	114,68 km/h	00:47.527	103,34 km/h	01:19.040	92,46 km/h
		Lauf 2:	00:04.279	00:02.365	00:24.565	114,84 km/h	00:46.260	105,15 km/h	01:17.469	94,33 km/h
		Lauf 3:	00:04.234	00:02.382	00:24.596	114,29 km/h	00:46.348	104,11 km/h	01:17.560	94,22 km/h
		Lauf 4:	00:04.211	00:02.343	00:24.652	108,83 km/h	00:45.479	107,74 km/h	01:16.685	95,30 km/h
7	227	RAUCH Rolf	Fiat 128 Coupé							
		Lauf 1:	00:03.989	00:02.299	00:25.885	112,80 km/h	00:50.299	97,51 km/h	01:22.472	88,61 km/h
		Lauf 2:	00:03.934	00:02.267	00:25.018	114,62 km/h	00:47.403	107,02 km/h	01:18.622	92,95 km/h
		Lauf 3:	00:03.941	00:02.297	00:25.161	115,90 km/h	00:47.050	103,39 km/h	01:18.449	93,16 km/h
		Lauf 4:	00:03.921	00:02.295	00:25.115	115,22 km/h	00:46.539	108,03 km/h	01:17.870	93,85 km/h
8	222	SIEBERT Laura	Autobianchi A112 Abarth							
		Lauf 1:	00:04.260	00:02.478	00:29.431	95,44 km/h	00:58.435	85,11 km/h	01:34.604	77,25 km/h
		Lauf 2:	00:04.238	00:02.456	00:29.410	99,25 km/h	00:57.347	89,90 km/h	01:33.451	78,20 km/h
		Lauf 3:	*	*	*	* km/h	*	* km/h	*	* km/h
		Lauf 4:	*	*	*	* km/h	*	* km/h	*	* km/h