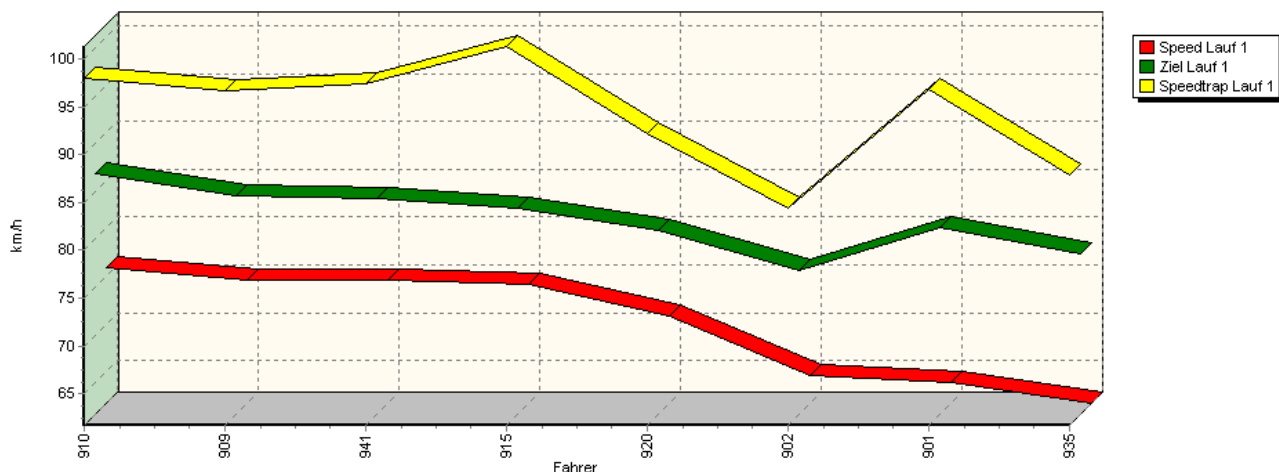
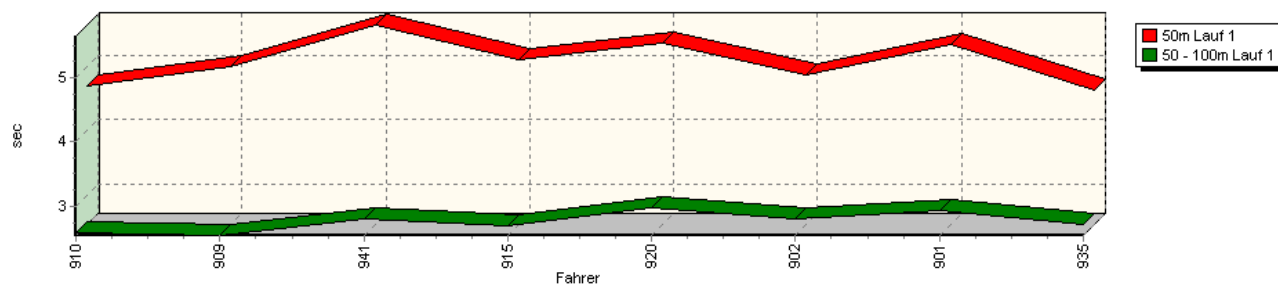


Sektorzeiten & Speeds - Rennen - Abarth Coppa Mille

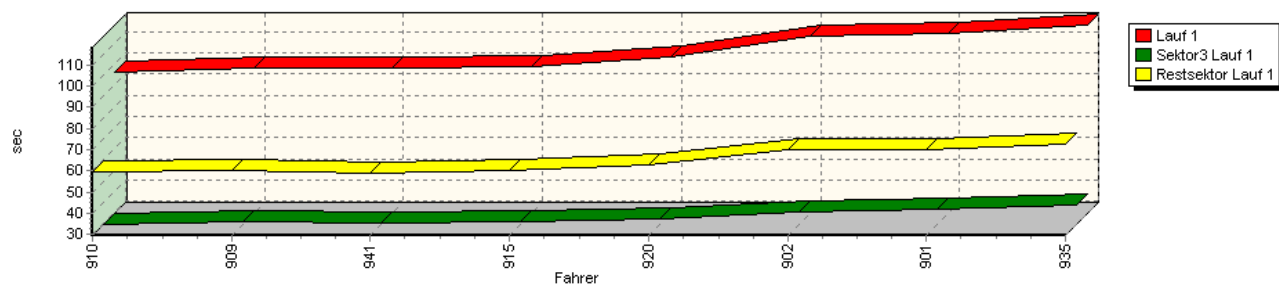
Speed-Diagramm Lauf 1



Sektor-Diagramm (Start) Lauf 1

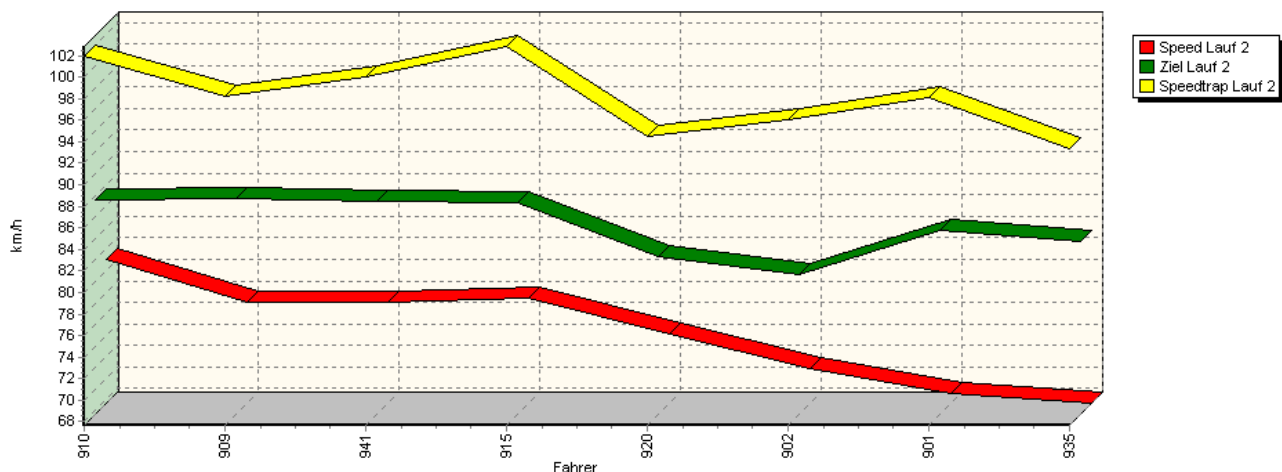


Sektor-Diagramm (Rest) Lauf 1

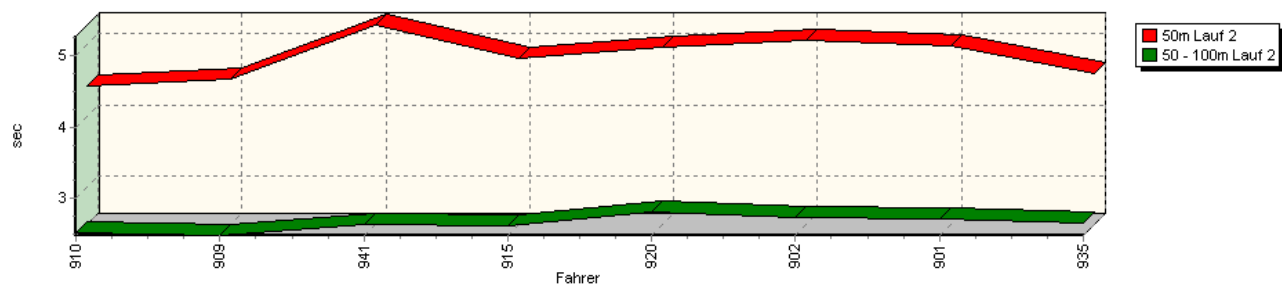


Sektorzeiten & Speeds - Rennen - Abarth Coppa Mille

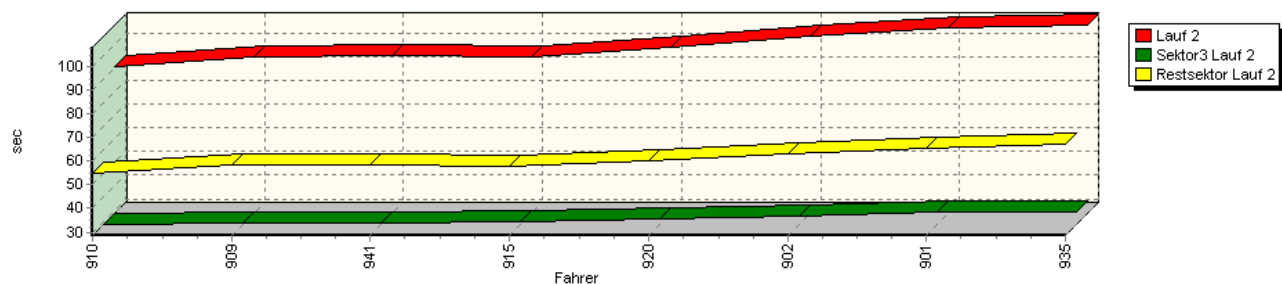
Speed-Diagramm Lauf 2



Sektor-Diagramm (Start) Lauf 2

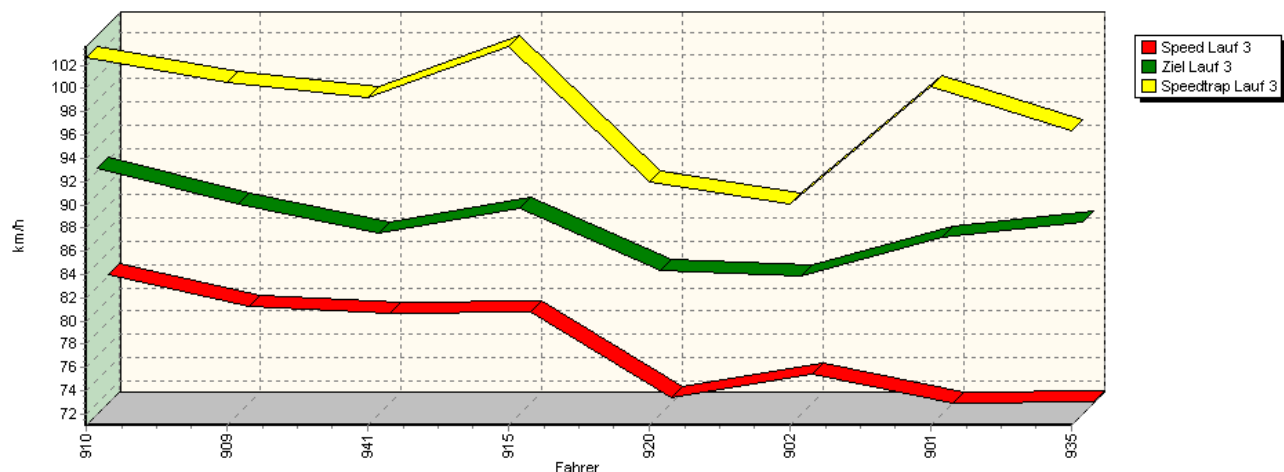


Sektor-Diagramm (Rest) Lauf 2

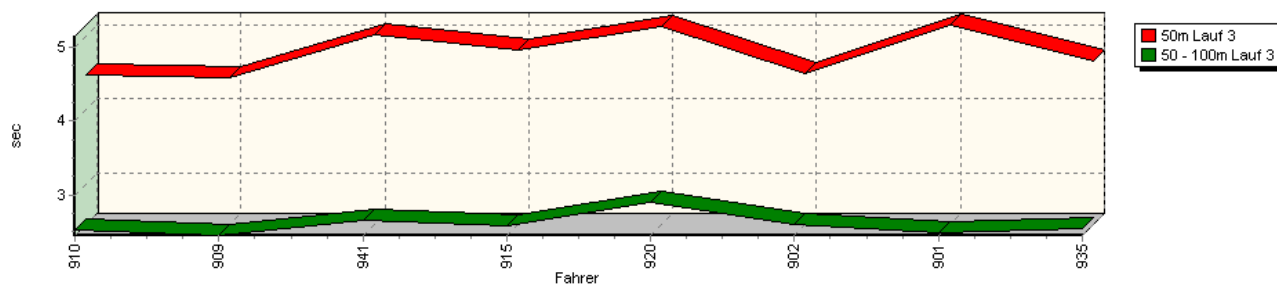


Sektorzeiten & Speeds - Rennen - Abarth Coppa Mille

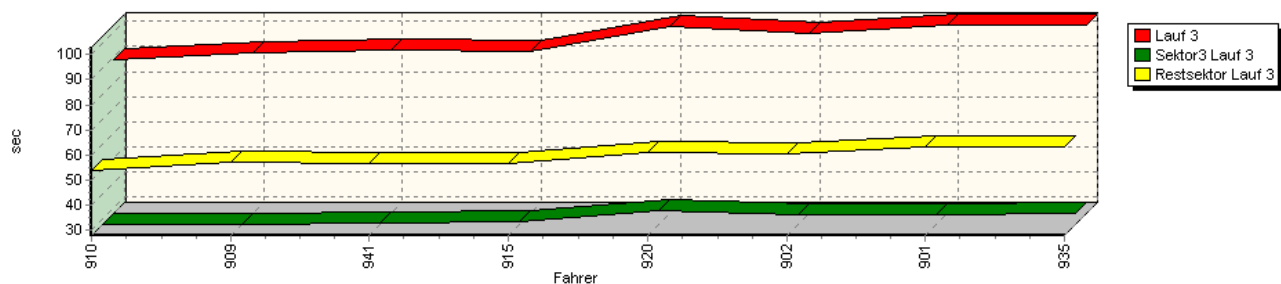
Speed-Diagramm Lauf 3



Sektor-Diagramm (Start) Lauf 3

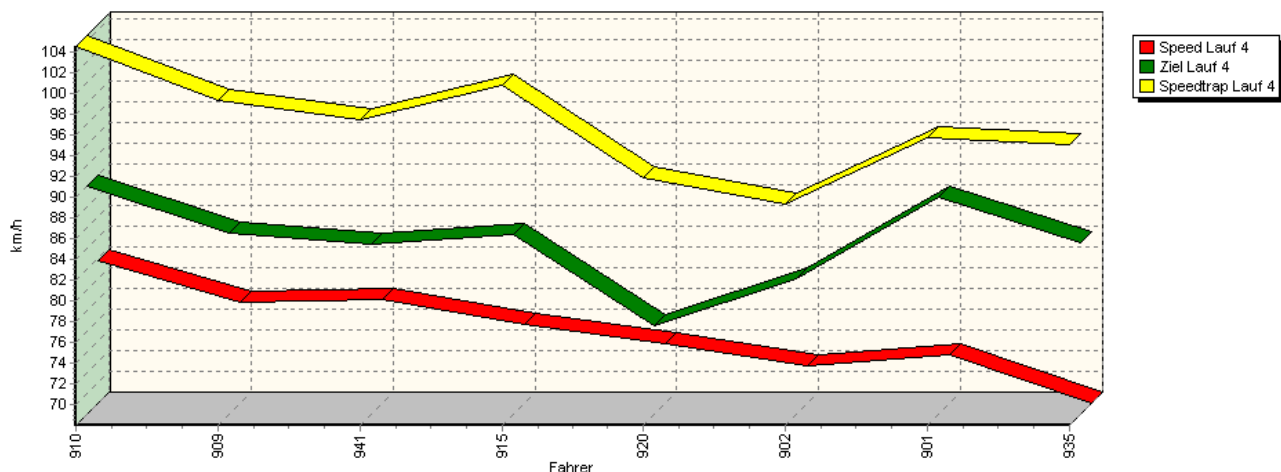


Sektor-Diagramm (Rest) Lauf 3

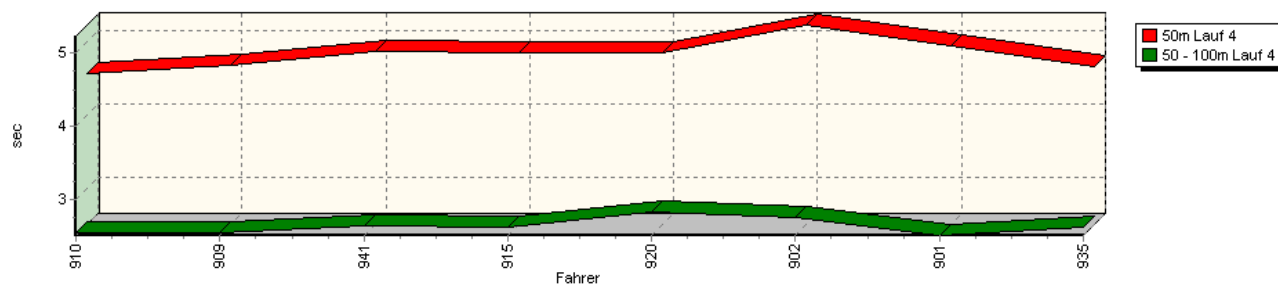


Sektorzeiten & Speeds - Rennen - Abarth Coppa Mille

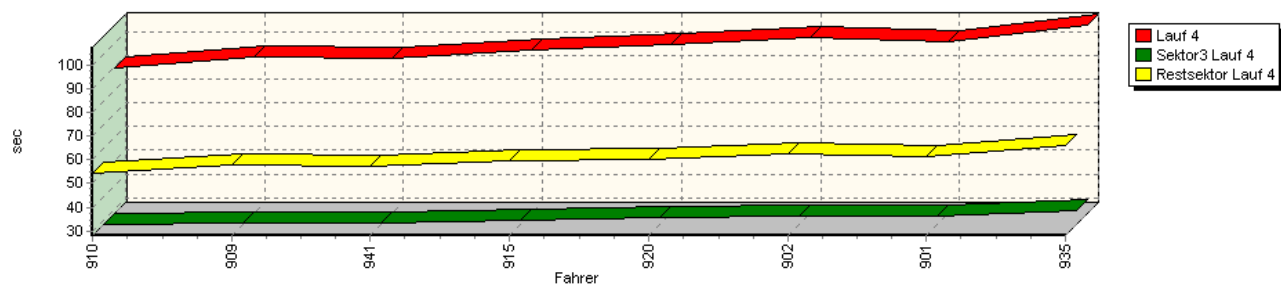
Speed-Diagramm Lauf 4



Sektor-Diagramm (Start) Lauf 4



Sektor-Diagramm (Rest) Lauf 4



| Rg. | Nr. | Sektor 1 (50m) | Sektor 2 (50-100m) | Sektor 3 | Speed Trap | Sektor 4 | Speed (Ziel) | Laufzeit | Speed (Lauf) | |
|-----|-----|----------------------|--------------------|---------------------|------------|-------------|--------------|------------|--------------|------------|
| 1 | 910 | SCHOUTEN Joop | | Fiat Abarth 1000 TC | | | | | | |
| | | Lauf 1: | 00:04.703 | 00:02.587 | 00:29.442 | 97,94 km/h | 00:59.594 | 86,81 km/h | 01:36.326 | 75,87 km/h |
| | | Lauf 2: | 00:04.425 | 00:02.511 | 00:28.556 | 101,94 km/h | 00:54.765 | 87,62 km/h | 01:30.257 | 80,97 km/h |
| | | Lauf 3: | 00:04.481 | 00:02.533 | 00:27.971 | 102,61 km/h | 00:54.097 | 92,16 km/h | 01:29.082 | 82,04 km/h |
| | | Lauf 4: | 00:04.556 | 00:02.547 | 00:28.134 | 104,60 km/h | 00:54.095 | 90,10 km/h | 01:29.332 | 81,81 km/h |




44. Osnabrücker ADAC Bergrennen

13. und 14. August 2011

Deutsche Bergmeisterschaft 2011

DMSB Bergpokal für Tourenwagen und Rennsportfahrzeuge

DMSB Classic-Berg-Pokal - KW Gruppe H Berg-Cup

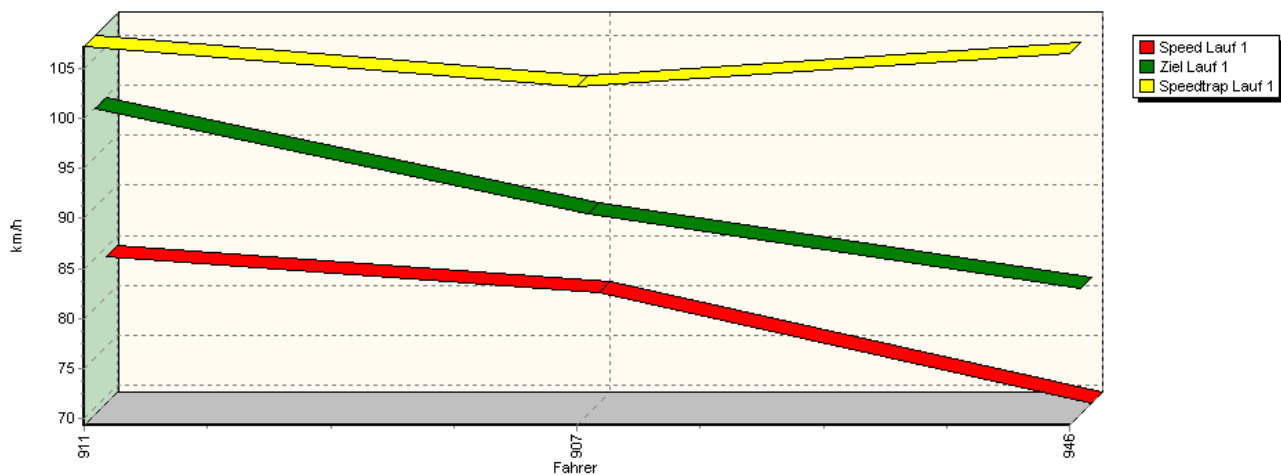


Sektorzeiten & Speeds - Rennen - Abarth Coppa Mille

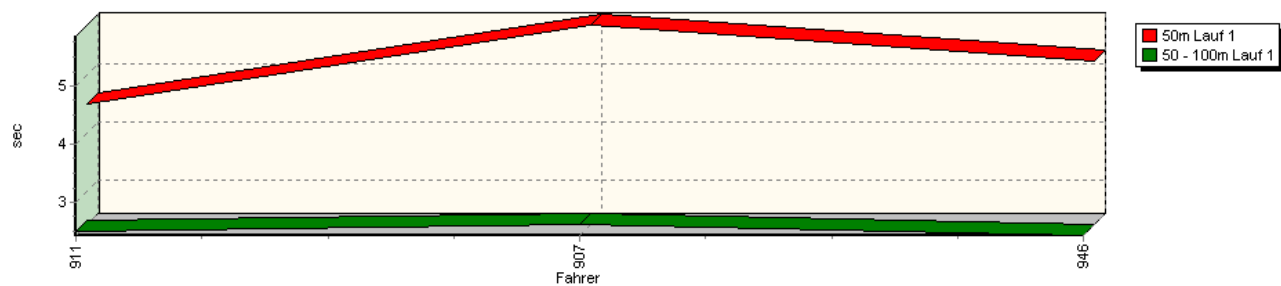
| Rg. | Nr. | | Sektor 1 (50m) | Sektor 2 (50-100m) | Sektor 3 | Speed Trap | Sektor 4 | Speed (Ziel) | Laufzeit | Speed (Lauf) |
|-----|-----|-----------------------|----------------|---------------------|-----------|-------------|-----------|--------------|-----------|--------------|
| 2 | 909 | SCHOUTEN Jan | | Fiat Abarth 1000 TC | | | | | | |
| | | Lauf 1: | 00:05.004 | 00:02.540 | 00:30.463 | 96,63 km/h | 01:00.012 | 84,58 km/h | 01:38.019 | 74,56 km/h |
| | | Lauf 2: | 00:04.532 | 00:02.481 | 00:29.403 | 98,25 km/h | 00:58.394 | 87,69 km/h | 01:34.810 | 77,08 km/h |
| | | Lauf 3: | 00:04.436 | 00:02.459 | 00:28.157 | 100,51 km/h | 00:56.976 | 89,07 km/h | 01:32.028 | 79,41 km/h |
| | | Lauf 4: | 00:04.665 | 00:02.541 | 00:28.748 | 99,35 km/h | 00:58.027 | 85,52 km/h | 01:33.981 | 77,76 km/h |
| 3 | 941 | MANSFELD Felix | | Fiat Abarth 1000 TC | | | | | | |
| | | Lauf 1: | 00:05.653 | 00:02.794 | 00:30.385 | 97,45 km/h | 00:59.194 | 84,22 km/h | 01:38.026 | 74,55 km/h |
| | | Lauf 2: | 00:05.282 | 00:02.628 | 00:28.864 | 100,01 km/h | 00:58.159 | 87,45 km/h | 01:34.933 | 76,98 km/h |
| | | Lauf 3: | 00:05.017 | 00:02.662 | 00:28.670 | 99,22 km/h | 00:56.494 | 86,67 km/h | 01:32.843 | 78,71 km/h |
| | | Lauf 4: | 00:04.870 | 00:02.639 | 00:28.957 | 97,54 km/h | 00:57.189 | 84,52 km/h | 01:33.655 | 78,03 km/h |
| 4 | 915 | STÖRMER Klaus | | Fiat Abarth 1000 TC | | | | | | |
| | | Lauf 1: | 00:05.115 | 00:02.691 | 00:30.495 | 101,31 km/h | 01:00.345 | 83,31 km/h | 01:38.646 | 74,08 km/h |
| | | Lauf 2: | 00:04.821 | 00:02.621 | 00:29.500 | 102,84 km/h | 00:57.488 | 87,34 km/h | 01:34.430 | 77,39 km/h |
| | | Lauf 3: | 00:04.818 | 00:02.595 | 00:28.810 | 103,62 km/h | 00:56.472 | 88,70 km/h | 01:32.695 | 78,84 km/h |
| | | Lauf 4: | 00:04.845 | 00:02.619 | 00:29.688 | 100,84 km/h | 00:59.495 | 85,43 km/h | 01:36.647 | 75,62 km/h |
| 5 | 920 | BIEHL Ingo | | Fiat Abarth 1000 TC | | | | | | |
| | | Lauf 1: | 00:05.381 | 00:02.980 | 00:32.263 | 92,18 km/h | 01:02.497 | 80,96 km/h | 01:43.121 | 70,87 km/h |
| | | Lauf 2: | 00:04.978 | 00:02.815 | 00:31.073 | 94,44 km/h | 00:59.836 | 82,34 km/h | 01:38.702 | 74,04 km/h |
| | | Lauf 3: | 00:05.135 | 00:02.907 | 00:33.346 | 91,95 km/h | 01:00.758 | 83,41 km/h | 01:42.146 | 71,54 km/h |
| | | Lauf 4: | 00:04.843 | 00:02.825 | 00:30.981 | 91,97 km/h | 01:00.296 | 76,53 km/h | 01:38.945 | 73,86 km/h |
| 6 | 902 | BELET Geert | | Fiat Abarth 1000 TC | | | | | | |
| | | Lauf 1: | 00:04.870 | 00:02.796 | 00:35.626 | 84,41 km/h | 01:09.788 | 76,75 km/h | 01:53.080 | 64,63 km/h |
| | | Lauf 2: | 00:05.062 | 00:02.741 | 00:32.074 | 96,05 km/h | 01:03.259 | 80,65 km/h | 01:43.136 | 70,86 km/h |
| | | Lauf 3: | 00:04.503 | 00:02.616 | 00:31.552 | 90,04 km/h | 01:00.720 | 82,91 km/h | 01:39.391 | 73,53 km/h |
| | | Lauf 4: | 00:05.218 | 00:02.759 | 00:31.449 | 89,38 km/h | 01:02.555 | 81,17 km/h | 01:41.981 | 71,66 km/h |
| 7 | 901 | DULCIC Ivo | | Fiat Abarth 1000 TC | | | | | | |
| | | Lauf 1: | 00:05.340 | 00:02.932 | 00:36.432 | 96,84 km/h | 01:09.687 | 81,26 km/h | 01:54.391 | 63,89 km/h |
| | | Lauf 2: | 00:04.982 | 00:02.717 | 00:33.572 | 98,14 km/h | 01:05.304 | 84,74 km/h | 01:46.575 | 68,57 km/h |
| | | Lauf 3: | 00:05.148 | 00:02.499 | 00:31.876 | 100,14 km/h | 01:03.369 | 86,31 km/h | 01:42.892 | 71,03 km/h |
| | | Lauf 4: | 00:04.937 | 00:02.511 | 00:31.890 | 95,76 km/h | 01:01.188 | 89,00 km/h | 01:40.526 | 72,70 km/h |
| 8 | 935 | BOM Ruud | | Fiat Abarth 1000 TC | | | | | | |
| | | Lauf 1: | 00:04.643 | 00:02.703 | 00:38.489 | 87,89 km/h | 01:12.589 | 78,44 km/h | 01:58.424 | 61,71 km/h |
| | | Lauf 2: | 00:04.593 | 00:02.656 | 00:33.866 | 93,33 km/h | 01:06.876 | 83,75 km/h | 01:47.991 | 67,67 km/h |
| | | Lauf 3: | 00:04.665 | 00:02.556 | 00:32.202 | 96,37 km/h | 01:03.336 | 87,59 km/h | 01:42.759 | 71,12 km/h |
| | | Lauf 4: | 00:04.654 | 00:02.620 | 00:34.221 | 95,10 km/h | 01:05.886 | 84,53 km/h | 01:47.381 | 68,06 km/h |

Sektorzeiten & Speeds - Rennen - Abarth Coppa Mille

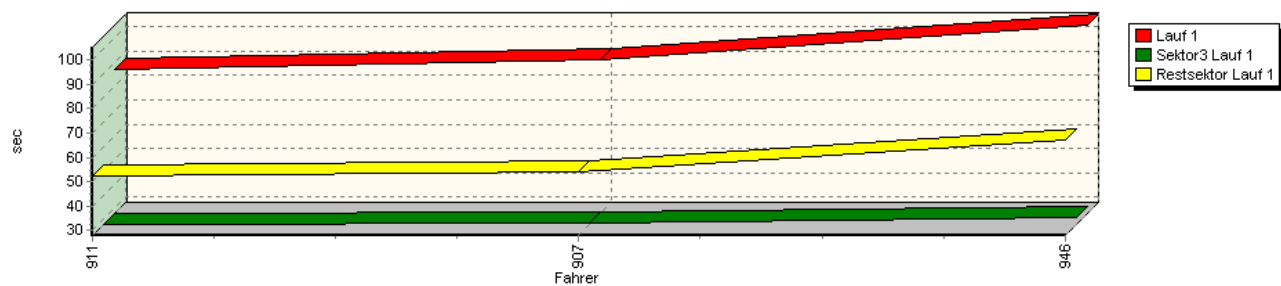
Speed-Diagramm Lauf 1



Sektor-Diagramm (Start) Lauf 1

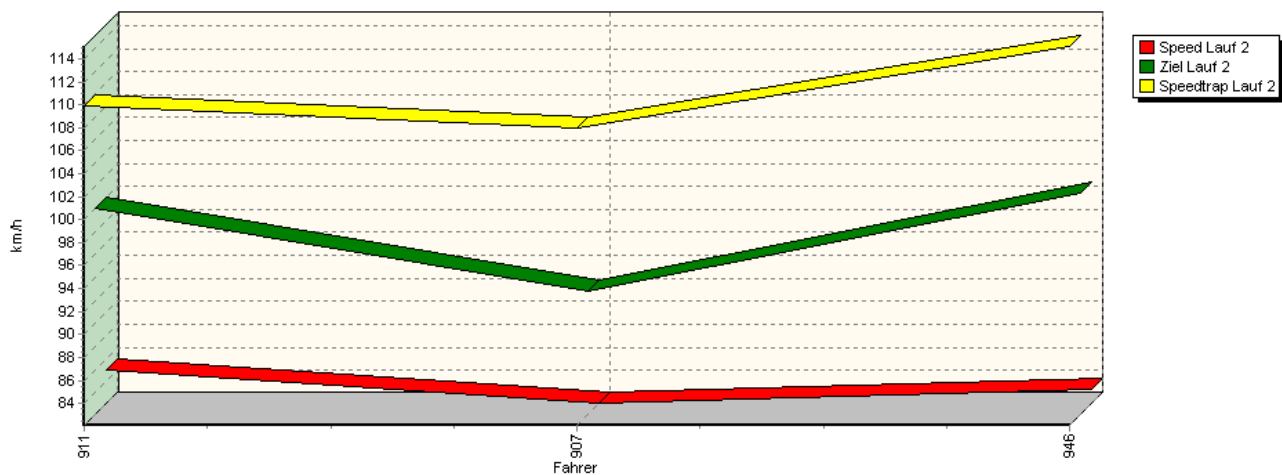


Sektor-Diagramm (Rest) Lauf 1

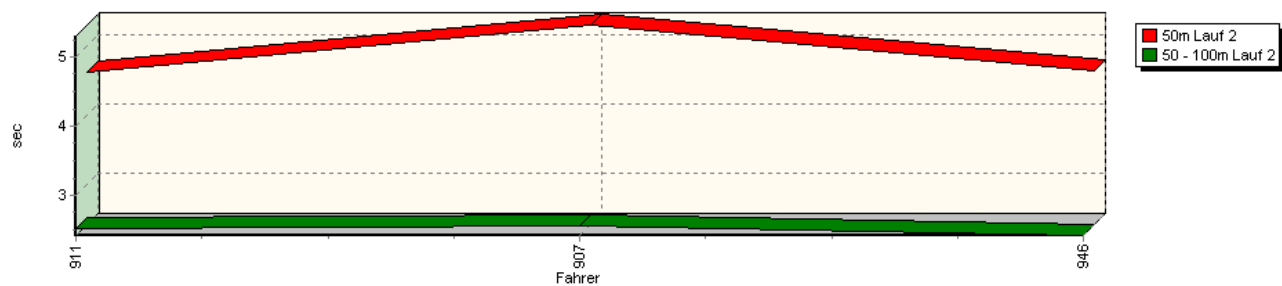


Sektorzeiten & Speeds - Rennen - Abarth Coppa Mille

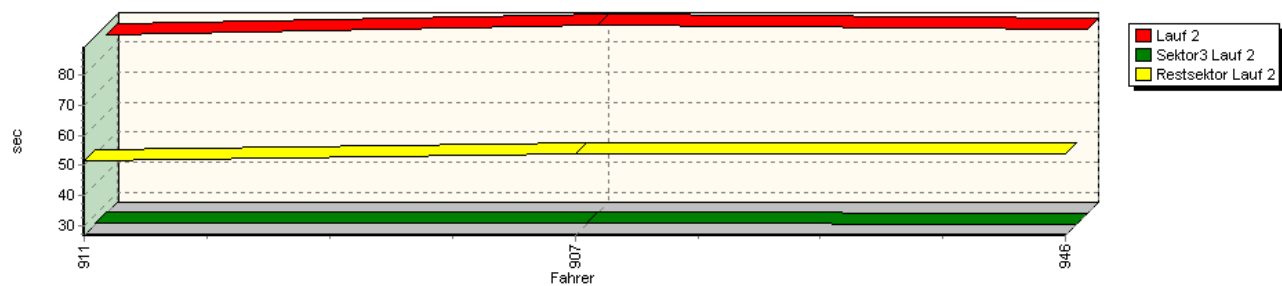
Speed-Diagramm Lauf 2



Sektor-Diagramm (Start) Lauf 2

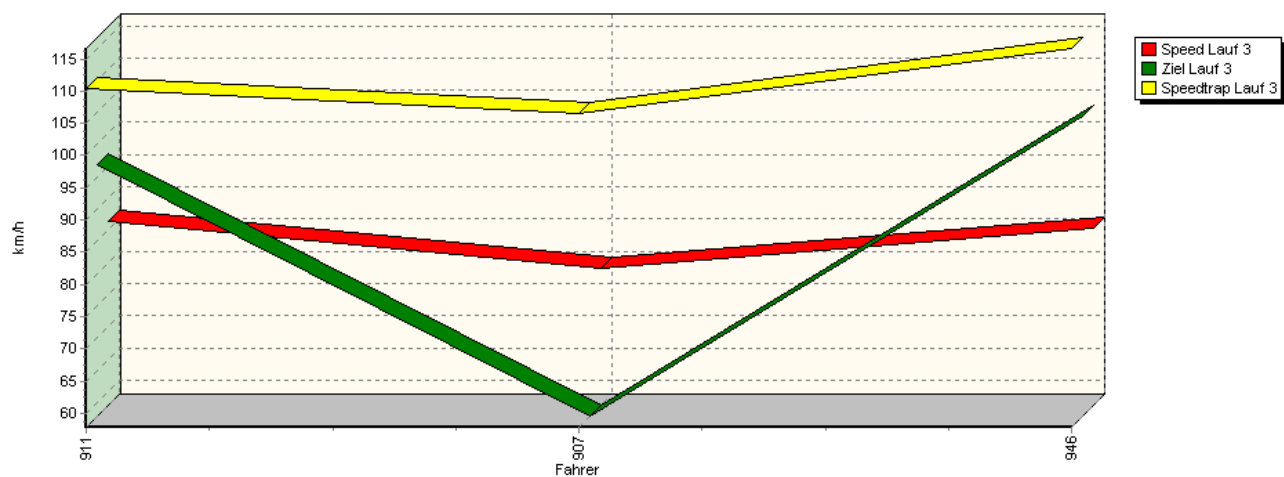


Sektor-Diagramm (Rest) Lauf 2

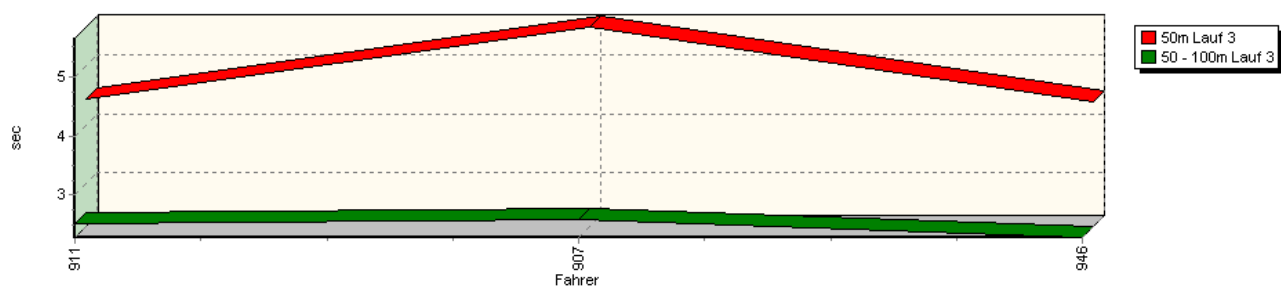


Sektorzeiten & Speeds - Rennen - Abarth Coppa Mille

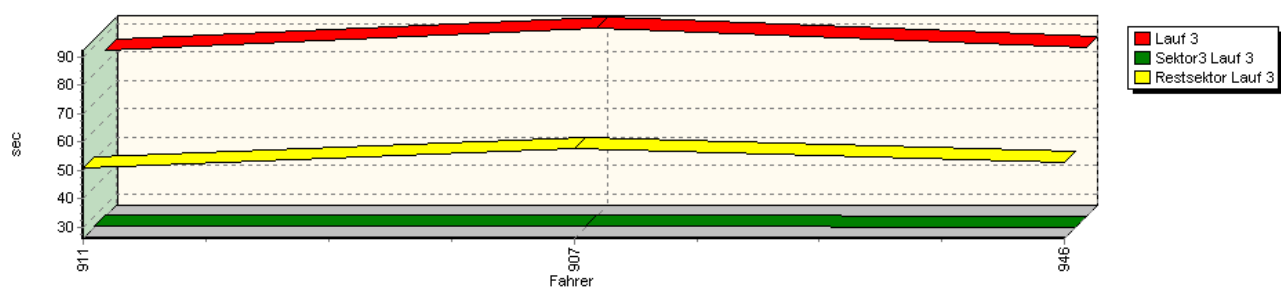
Speed-Diagramm Lauf 3



Sektor-Diagramm (Start) Lauf 3



Sektor-Diagramm (Rest) Lauf 3

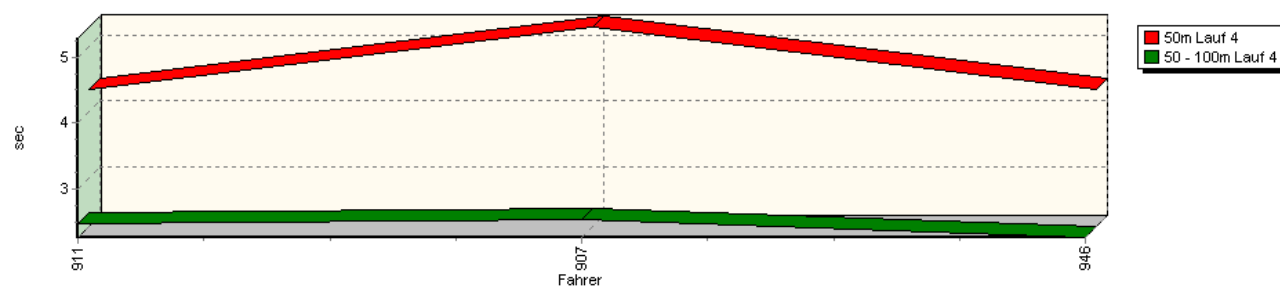


Sektorzeiten & Speeds - Rennen - Abarth Coppa Mille

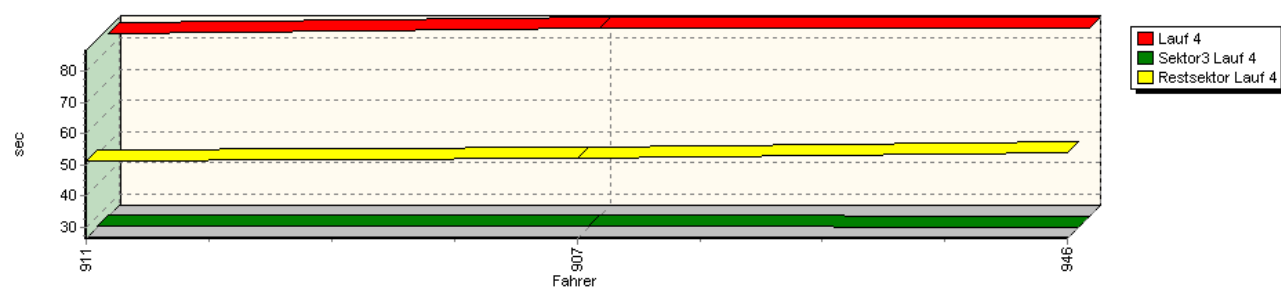
Speed-Diagramm Lauf 4



Sektor-Diagramm (Start) Lauf 4



Sektor-Diagramm (Rest) Lauf 4



| Rg. | Nr. | Sektor 1 (50m) | Sektor 2 (50-100m) | Sektor 3 | Speed Trap | Sektor 4 | Speed (Ziel) | Laufzeit | Speed (Lauf) | |
|-----|-----|--------------------|--------------------|---------------------|------------|-------------|--------------|-------------|--------------|------------|
| 1 | 911 | NAGL Hubert | | Fiat Abarth 1000 TC | | | | | | |
| | | Lauf 1: | 00:04.501 | 00:02.476 | 00:27.784 | 107,16 km/h | 00:52.271 | 99,87 km/h | 01:27.032 | 83,97 km/h |
| | | Lauf 2: | 00:04.627 | 00:02.499 | 00:27.150 | 109,88 km/h | 00:51.758 | 100,00 km/h | 01:26.034 | 84,94 km/h |
| | | Lauf 3: | 00:04.446 | 00:02.493 | 00:26.627 | 110,36 km/h | 00:51.101 | 96,93 km/h | 01:24.667 | 86,31 km/h |
| | | Lauf 4: | 00:04.343 | 00:02.463 | 00:26.809 | 109,05 km/h | 00:51.210 | 98,00 km/h | 01:24.825 | 86,15 km/h |




44. Osnabrücker ADAC Bergrennen

13. und 14. August 2011

Deutsche Bergmeisterschaft 2011

DMSB Bergpokal für Tourenwagen und Rennsportfahrzeuge

DMSB Classic-Berg-Pokal - KW Gruppe H Berg-Cup



Sektorzeiten & Speeds - Rennen - Abarth Coppa Mille

| Rg. | Nr. | | Sektor 1 (50m) | Sektor 2 (50-100m) | Sektor 3 | Speed Trap | Sektor 4 | Speed (Ziel) | Laufzeit | Speed (Lauf) |
|-----|-----|-----------------------|----------------|--------------------|-----------|-------------|-----------|--------------|-----------|--------------|
| 2 | 907 | BABON Thorsten | | | | | | | | |
| | | Fiat 127 Super | | | | | | | | |
| | | Lauf 1: | 00:05.866 | 00:02.615 | 00:28.233 | 103,20 km/h | 00:54.191 | 89,39 km/h | 01:30.905 | 80,39 km/h |
| | | Lauf 2: | 00:05.304 | 00:02.547 | 00:27.256 | 107,94 km/h | 00:53.914 | 92,81 km/h | 01:29.021 | 82,09 km/h |
| | | Lauf 3: | 00:05.673 | 00:02.562 | 00:26.612 | 106,49 km/h | 00:57.561 | 57,87 km/h | 01:32.408 | 79,08 km/h |
| | | Lauf 4: | 00:05.296 | 00:02.525 | 00:26.847 | 104,59 km/h | 00:51.998 | 94,80 km/h | 01:26.666 | 84,32 km/h |
| 3 | 946 | RAGUSA Roberto | | | | | | | | |
| | | Fiat Abarth 1000 TC | | | | | | | | |
| | | Lauf 1: | 00:05.234 | 00:02.414 | 00:30.511 | 106,43 km/h | 01:07.215 | 81,92 km/h | 01:45.374 | 69,35 km/h |
| | | Lauf 2: | 00:04.642 | 00:02.407 | 00:26.921 | 115,08 km/h | 00:53.768 | 101,34 km/h | 01:27.738 | 83,29 km/h |
| | | Lauf 3: | 00:04.401 | 00:02.256 | 00:26.001 | 116,61 km/h | 00:53.008 | 104,46 km/h | 01:25.666 | 85,31 km/h |
| | | Lauf 4: | 00:04.348 | 00:02.259 | 00:26.303 | 115,96 km/h | 00:53.783 | 104,82 km/h | 01:26.693 | 84,30 km/h |