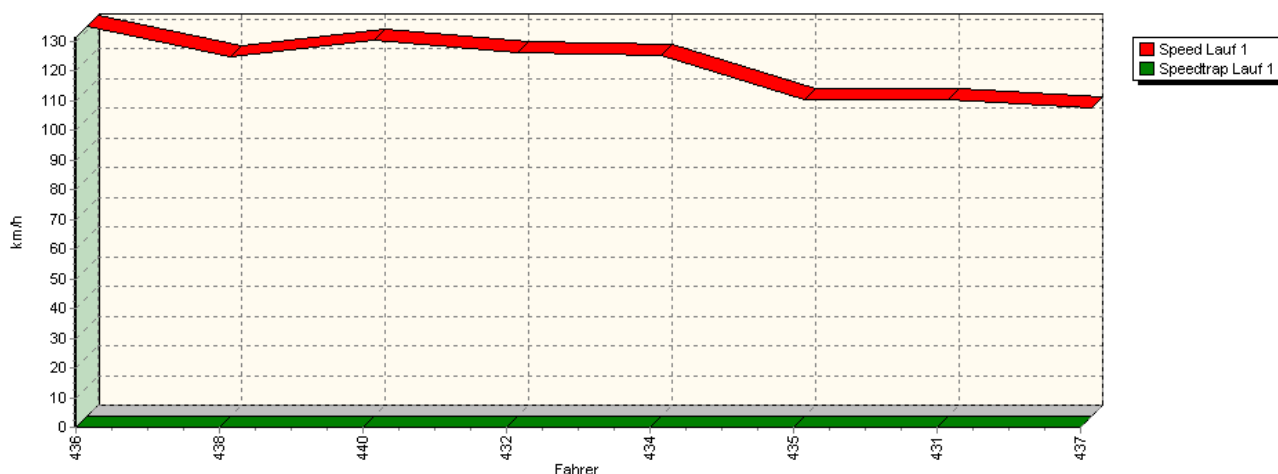
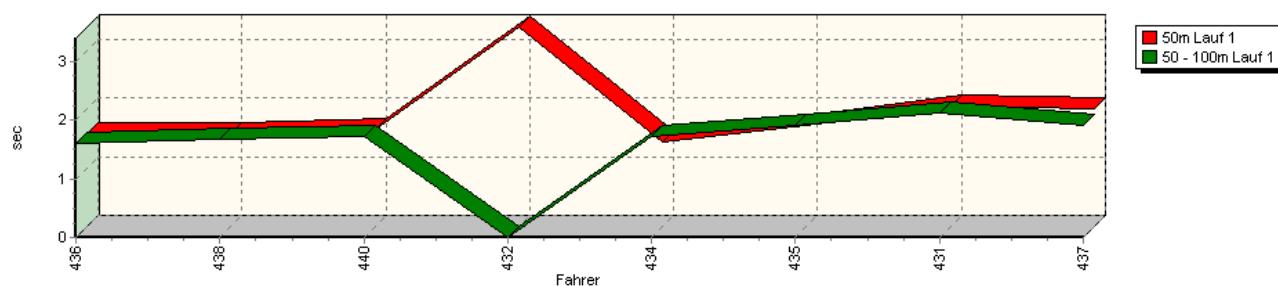


Sektorzeiten & Speeds - Gruppe H (DMSB, OSK) über 2000 ccm - Klasse 23

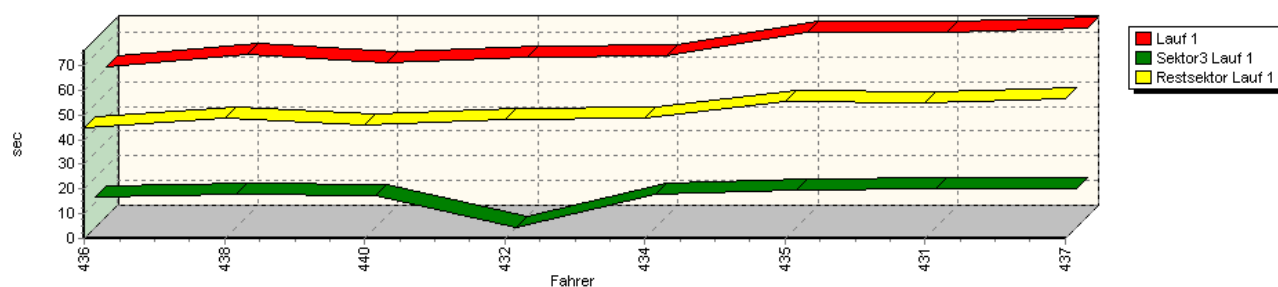
Speed-Diagramm Lauf 1



Sektor-Diagramm (Start) Lauf 1

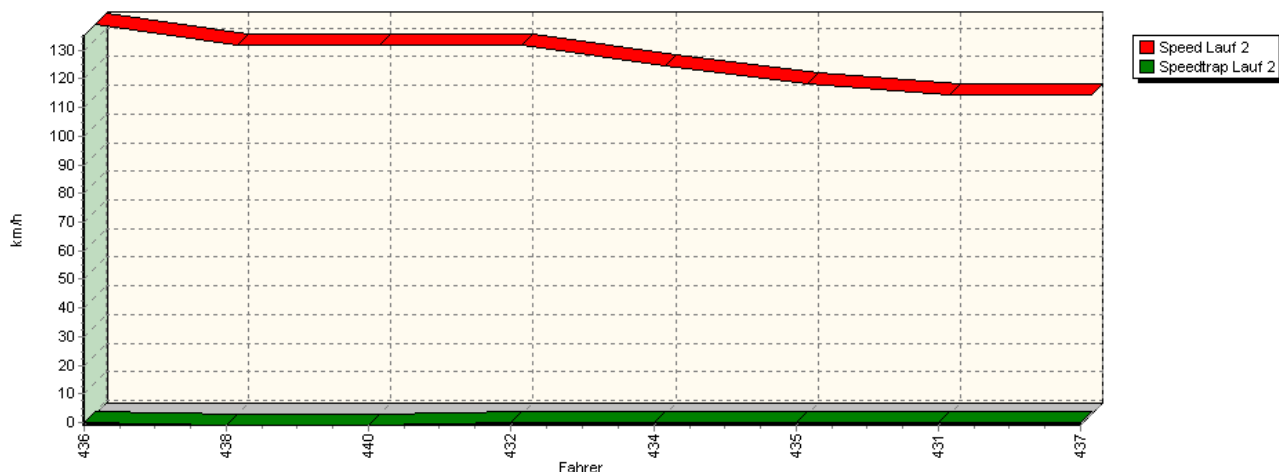


Sektor-Diagramm (Rest) Lauf 1

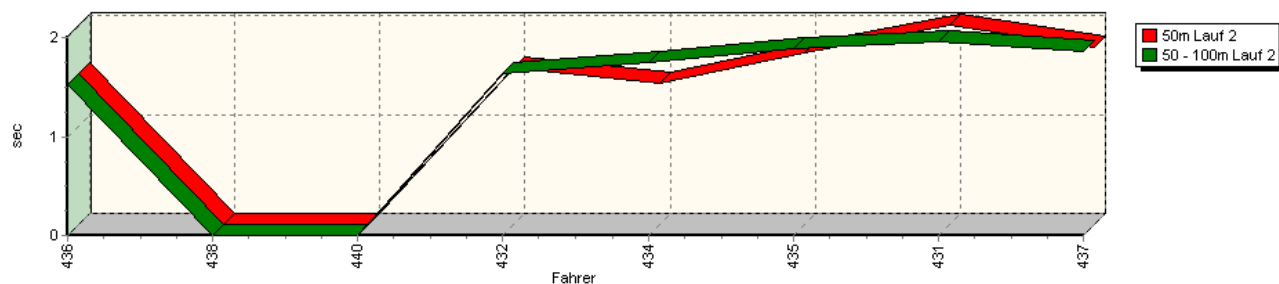


Sektorzeiten & Speeds - Gruppe H (DMSB, OSK) über 2000 ccm - Klasse 23

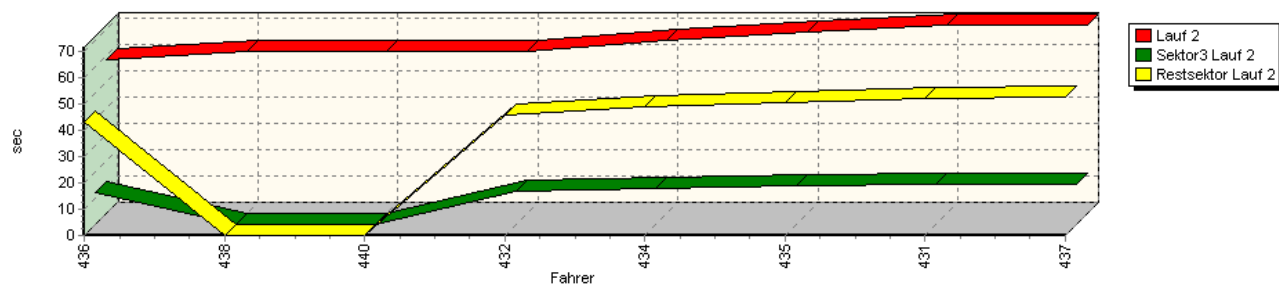
Speed-Diagramm Lauf 2



Sektor-Diagramm (Start) Lauf 2

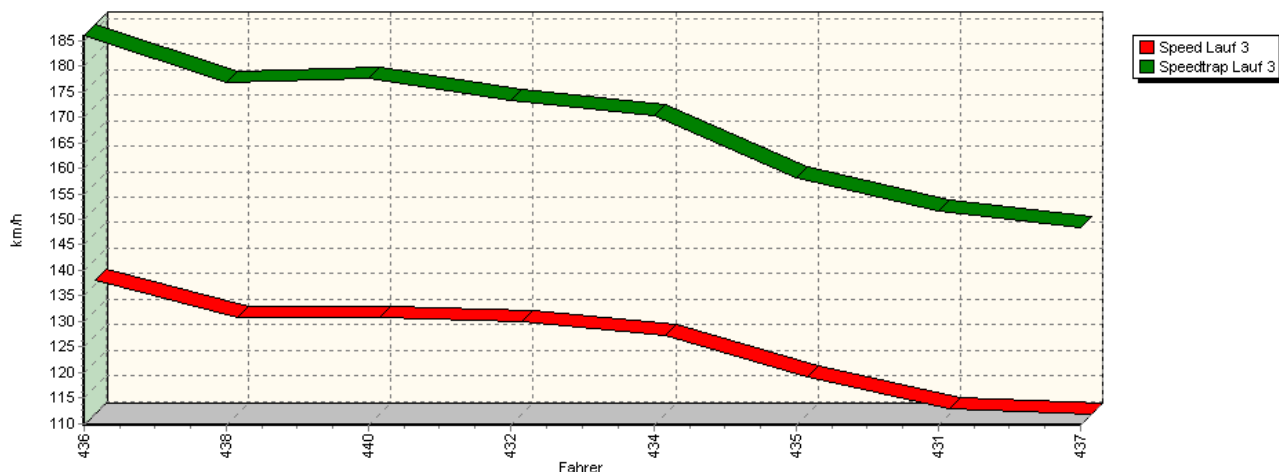


Sektor-Diagramm (Rest) Lauf 2

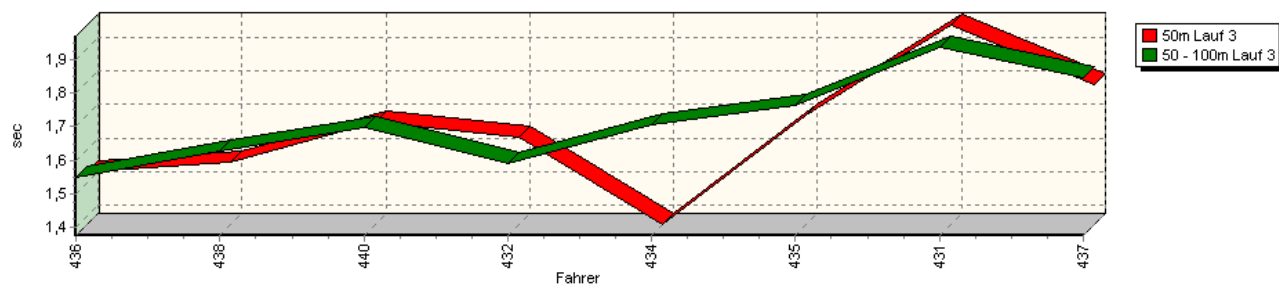


Sektorzeiten & Speeds - Gruppe H (DMSB, OSK) über 2000 ccm - Klasse 23

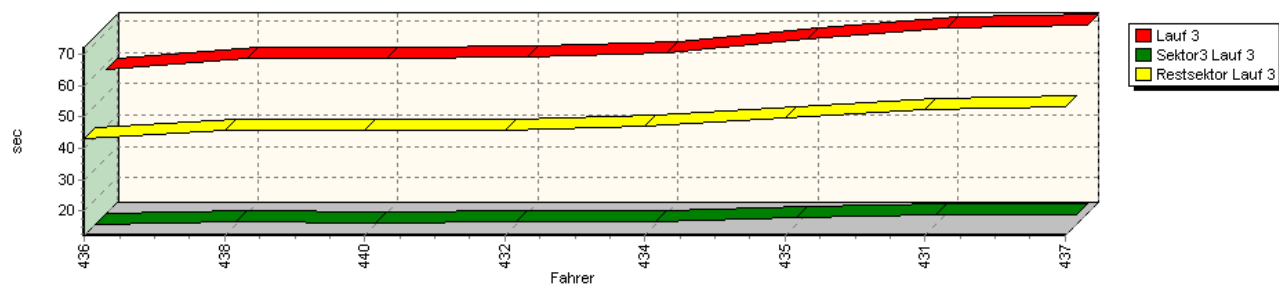
Speed-Diagramm Lauf 3



Sektor-Diagramm (Start) Lauf 3



Sektor-Diagramm (Rest) Lauf 3



Rg.	Nr.	Sektor 1 (15m)	Sektor 2 (15-50m)	Sektor 3	Speed Trap	Sektor 4	Laufzeit	Speed (Lauf)	
1	436	KOCH Josef		Opel Kadett C 16V					
		Lauf 1:	00:01.590	00:01.598	00:12.511	0,00 km/h	00:44.577	01:00.276	131,40 km/h
		Lauf 2:	00:01.535	00:01.533	00:12.241	0,00 km/h	00:43.282	00:58.591	135,17 km/h
		Lauf 3:	00:01.534	00:01.549	00:12.134	186,03 km/h	00:43.061	00:58.278	135,90 km/h

Sektorzeiten & Speeds - Gruppe H (DMSB, OSK) über 2000 ccm - Klasse 23

Rg.	Nr.		Sektor 1 (15m)	Sektor 2 (15-50m)	Sektor 3	Speed Trap	Sektor 4	Laufzeit	Speed (Lauf)
2	438	HAUFF Siegfried		Opel Kadett C 16V					
		Lauf 1:	00:01.592	00:01.681	00:13.478	0,00 km/h	00:48.679	01:05.430	121,04 km/h
		Lauf 2:	*	*	*	* km/h	*	01:01.848	128,06 km/h
		Lauf 3:	00:01.563	00:01.627	00:12.846	176,84 km/h	00:45.518	01:01.554	128,67 km/h
3	440	PERMETINGER Bernhard		BMW M3 E30					
		Lauf 1:	00:01.648	00:01.729	00:12.938	0,00 km/h	00:46.125	01:02.440	126,84 km/h
		Lauf 2:	*	*	*	* km/h	*	01:01.971	127,80 km/h
		Lauf 3:	00:01.683	00:01.697	00:12.713	177,63 km/h	00:45.533	01:01.626	128,52 km/h
4	432	BANZ Armin		Opel Kadett C 16V					
		Lauf 1:	00:03.402	*	*	0,00 km/h	00:48.042	01:04.666	122,47 km/h
		Lauf 2:	00:01.579	00:01.636	00:12.910	0,00 km/h	00:45.681	01:01.806	128,14 km/h
		Lauf 3:	00:01.636	00:01.591	00:12.978	173,36 km/h	00:45.831	01:02.036	127,67 km/h
5	434	STRUCKMANN Norman		Ford Escort Cosworth					
		Lauf 1:	00:01.434	00:01.721	00:13.375	0,00 km/h	00:48.581	01:05.111	121,64 km/h
		Lauf 2:	00:01.429	00:01.747	00:13.553	0,00 km/h	00:48.986	01:05.715	120,52 km/h
		Lauf 3:	00:01.377	00:01.704	00:13.212	170,23 km/h	00:46.976	01:03.269	125,18 km/h
6	435	NEUHAUSER Michael		BMW M3 E30 DTM					
		Lauf 1:	00:01.719	00:01.923	00:15.391	0,00 km/h	00:55.203	01:14.236	106,69 km/h
		Lauf 2:	00:01.733	00:01.892	00:14.722	0,00 km/h	00:50.867	01:09.214	114,43 km/h
		Lauf 3:	00:01.702	00:01.763	00:14.333	158,04 km/h	00:49.889	01:07.687	117,01 km/h
7	431	EBERLE Franz		BMW 325 M3					
		Lauf 1:	00:02.046	00:02.134	00:15.478	0,00 km/h	00:54.720	01:14.378	106,48 km/h
		Lauf 2:	00:02.020	00:01.967	00:15.125	0,00 km/h	00:52.415	01:11.527	110,73 km/h
		Lauf 3:	00:01.969	00:01.935	00:15.085	151,70 km/h	00:52.450	01:11.439	110,86 km/h
8	437	OSTERMANN Thomas		BMW E30 Hartge					
		Lauf 1:	00:02.001	00:01.922	00:15.680	0,00 km/h	00:56.559	01:16.162	103,99 km/h
		Lauf 2:	00:01.789	00:01.866	00:15.332	0,00 km/h	00:52.770	01:11.757	110,37 km/h
		Lauf 3:	00:01.794	00:01.844	00:15.256	148,34 km/h	00:53.338	01:12.232	109,65 km/h