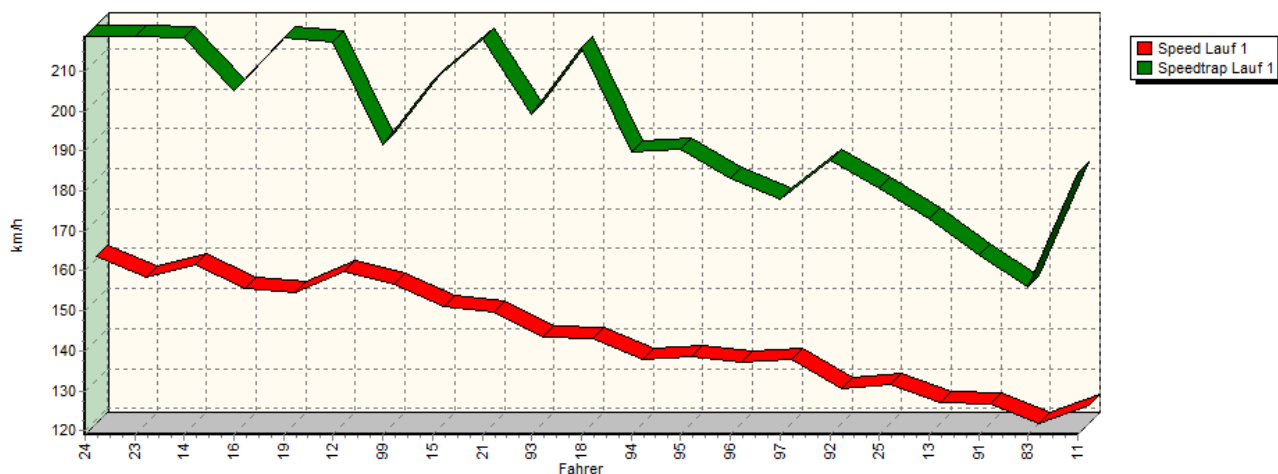
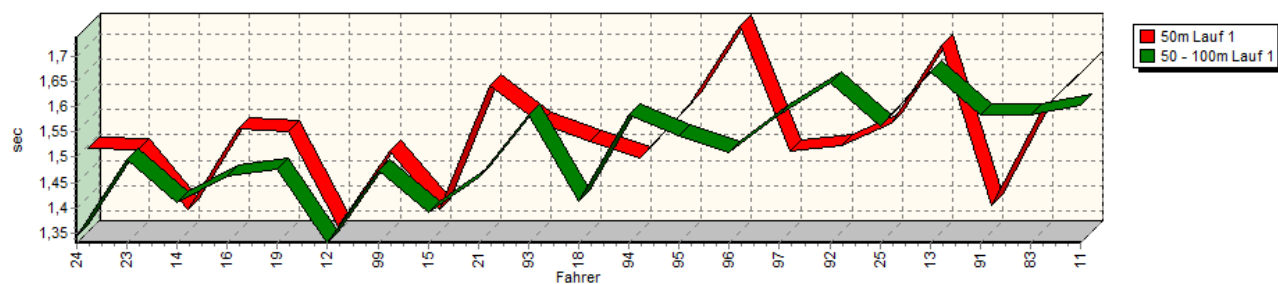


Sektorzeiten & Speeds - Gruppe D/E2-SS

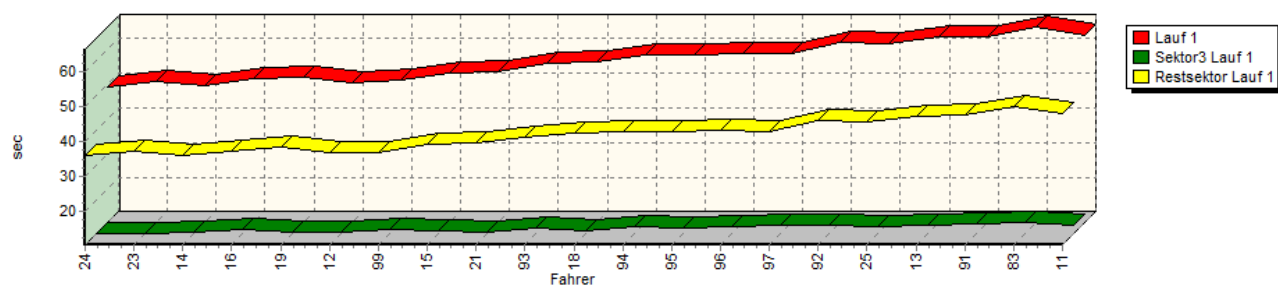
Speed-Diagramm Lauf 1



Sektor-Diagramm (Start) Lauf 1

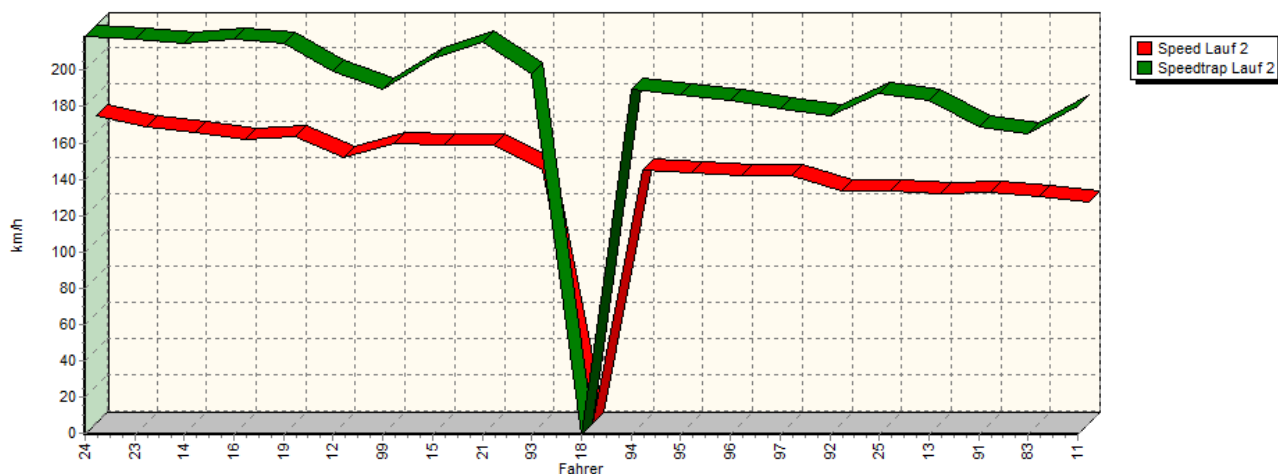


Sektor-Diagramm (Rest) Lauf 1

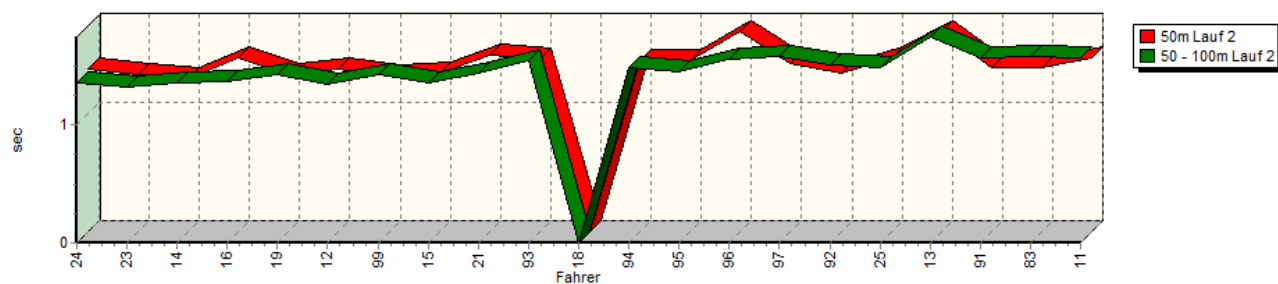


Sektorzeiten & Speeds - Gruppe D/E2-SS

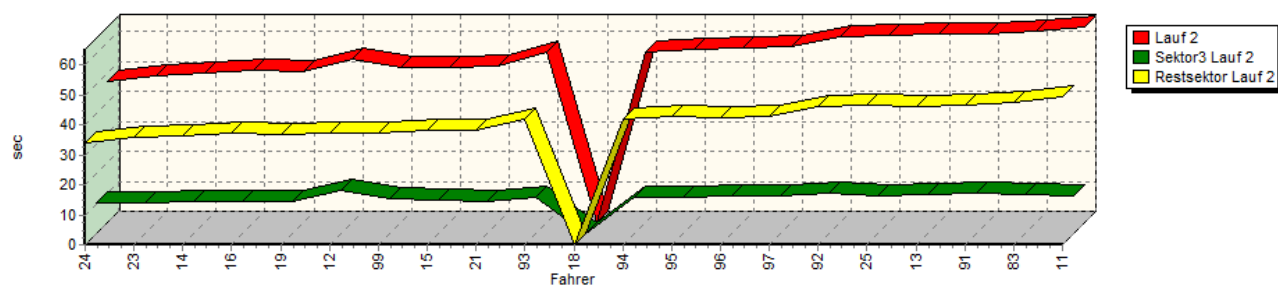
Speed-Diagramm Lauf 2



Sektor-Diagramm (Start) Lauf 2

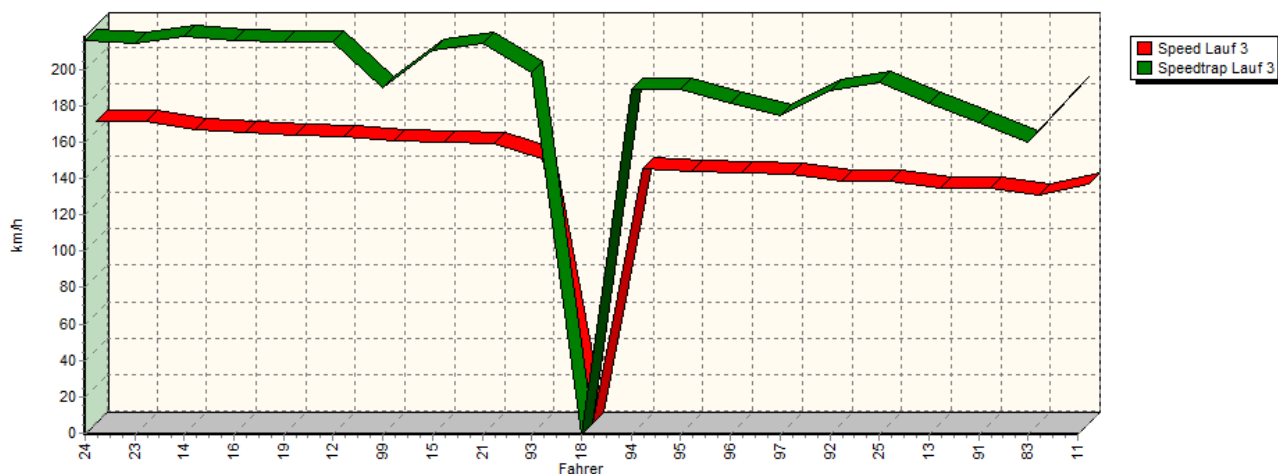


Sektor-Diagramm (Rest) Lauf 2

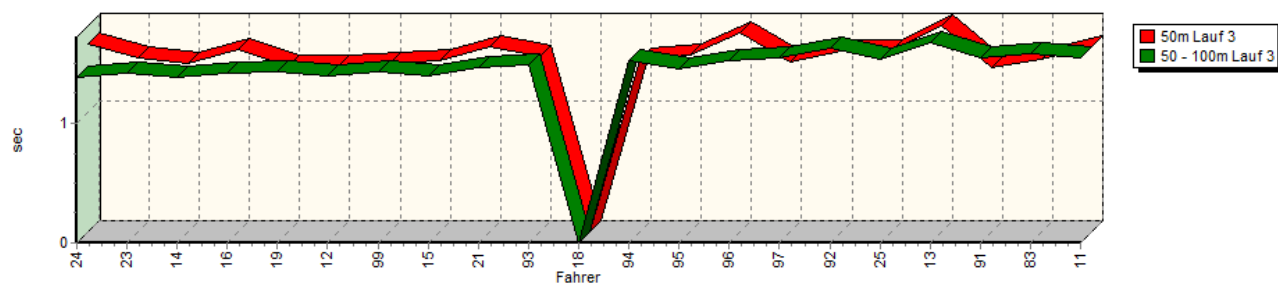


Sektorzeiten & Speeds - Gruppe D/E2-SS

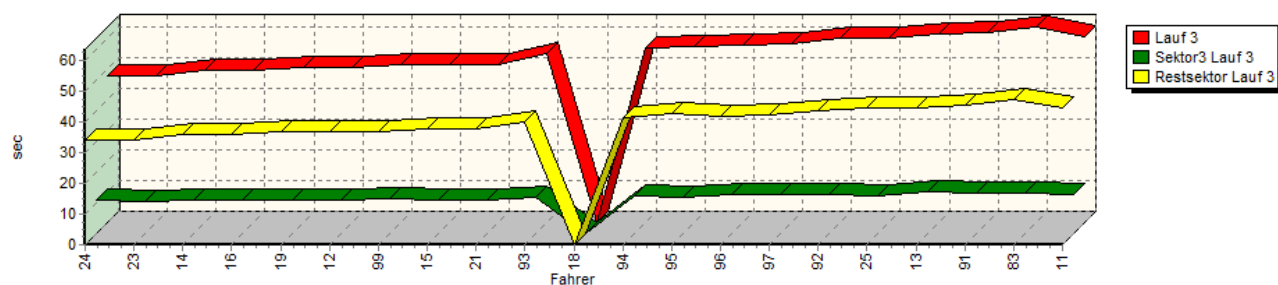
Speed-Diagramm Lauf 3



Sektor-Diagramm (Start) Lauf 3



Sektor-Diagramm (Rest) Lauf 3



Rg.	Nr.	Sektor 1 (15m)	Sektor 2 (15-50m)	Sektor 3	Speed Trap	Sektor 4	Laufzeit	Speed (Lauf)	
1	24	FAGGIOLI Simone		Osella FA 30					
		Lauf 1:	00:01.497	00:01.345	00:10.402	218,64 km/h	00:35.966	00:49.210	160,94 km/h
		Lauf 2:	00:01.385	00:01.352	00:10.361	218,79 km/h	00:33.805	00:46.903	168,86 km/h
		Lauf 3:	00:01.570	00:01.388	00:10.681	216,58 km/h	00:34.267	00:47.906	165,32 km/h

Sektorzeiten & Speeds - Gruppe D/E2-SS

Rg.	Nr.		Sektor 1 (15m)	Sektor 2 (15-50m)	Sektor 3	Speed Trap	Sektor 4	Laufzeit	Speed (Lauf)
2	23	STEINER Marcel		Osella FA30/ ZYTEK					
		Lauf 1:	00:01.493	00:01.497	00:10.534	218,64 km/h	00:37.352	00:50.876	155,67 km/h
		Lauf 2:	00:01.338	00:01.320	00:10.400	217,48 km/h	00:35.693	00:48.751	162,46 km/h
		Lauf 3:	00:01.458	00:01.424	00:10.642	214,87 km/h	00:34.247	00:47.771	165,79 km/h
3	14	VOLLUZ Joel		Reynard 95D					
		Lauf 1:	00:01.373	00:01.410	00:10.917	218,14 km/h	00:36.193	00:49.893	158,74 km/h
		Lauf 2:	00:01.301	00:01.360	00:10.775	215,11 km/h	00:36.248	00:49.684	159,41 km/h
		Lauf 3:	00:01.415	00:01.388	00:10.806	218,57 km/h	00:35.669	00:49.278	160,72 km/h
4	16	DEMUTH Guy		Osella FA 30					
		Lauf 1:	00:01.534	00:01.464	00:11.469	205,15 km/h	00:37.412	00:51.879	152,66 km/h
		Lauf 2:	00:01.474	00:01.374	00:10.788	216,94 km/h	00:37.311	00:50.947	155,46 km/h
		Lauf 3:	00:01.525	00:01.421	00:10.693	215,92 km/h	00:36.035	00:49.674	159,44 km/h
5	19	CAMARLINGHI Michele		Osella FA 30					
		Lauf 1:	00:01.528	00:01.477	00:10.917	218,45 km/h	00:38.293	00:52.215	151,68 km/h
		Lauf 2:	00:01.335	00:01.423	00:10.767	214,74 km/h	00:36.723	00:50.248	157,62 km/h
		Lauf 3:	00:01.384	00:01.428	00:10.847	215,35 km/h	00:36.598	00:50.257	157,59 km/h
6	12	BERGUERAND Eric		Lola B99					
		Lauf 1:	00:01.341	00:01.330	00:10.911	217,13 km/h	00:36.907	00:50.489	156,87 km/h
		Lauf 2:	00:01.381	00:01.343	00:14.209	199,33 km/h	00:37.454	00:54.387	145,62 km/h
		Lauf 3:	00:01.391	00:01.402	00:10.911	215,80 km/h	00:36.664	00:50.368	157,24 km/h
7	99	HAUSER David		Dallara F-305-7					
		Lauf 1:	00:01.489	00:01.475	00:11.610	191,59 km/h	00:36.924	00:51.498	153,79 km/h
		Lauf 2:	00:01.327	00:01.431	00:11.594	189,74 km/h	00:37.251	00:51.603	153,48 km/h
		Lauf 3:	00:01.414	00:01.437	00:11.425	190,29 km/h	00:36.819	00:51.095	155,00 km/h
8	15	SVOBODA Milan		Lola T 96/50					
		Lauf 1:	00:01.375	00:01.392	00:11.299	207,58 km/h	00:39.375	00:53.441	148,20 km/h
		Lauf 2:	00:01.346	00:01.356	00:11.109	206,22 km/h	00:38.078	00:51.889	152,63 km/h
		Lauf 3:	00:01.435	00:01.394	00:11.040	211,14 km/h	00:37.661	00:51.530	153,70 km/h
9	21	KRAJCI Jaroslav		Lola B 02/50					
		Lauf 1:	00:01.620	00:01.459	00:10.905	218,05 km/h	00:39.872	00:53.856	147,06 km/h
		Lauf 2:	00:01.499	00:01.441	00:10.830	215,98 km/h	00:38.126	00:51.896	152,62 km/h
		Lauf 3:	00:01.555	00:01.465	00:11.050	214,85 km/h	00:37.472	00:51.542	153,66 km/h
10	93	DEBRUYNE Frank		Dallara F 300					
		Lauf 1:	00:01.545	00:01.584	00:12.076	199,07 km/h	00:41.100	00:56.305	140,66 km/h
		Lauf 2:	00:01.458	00:01.547	00:11.981	197,80 km/h	00:41.892	00:56.878	139,25 km/h
		Lauf 3:	00:01.473	00:01.489	00:11.832	198,44 km/h	00:39.971	00:54.765	144,62 km/h
11	18	NAPIONE Renzo		Reynard KO2					
		Lauf 1:	00:01.511	00:01.413	00:11.023	215,81 km/h	00:42.489	00:56.436	140,34 km/h
		Lauf 2:	*	*	*	* km/h	*	*	* km/h
		Lauf 3:	*	*	*	* km/h	*	*	* km/h
12	94	GRADISCHNIG Bernhard		Formel 3 Dallara					
		Lauf 1:	00:01.476	00:01.585	00:12.564	189,67 km/h	00:43.014	00:58.639	135,06 km/h
		Lauf 2:	00:01.455	00:01.482	00:12.239	189,96 km/h	00:41.756	00:56.932	139,11 km/h
		Lauf 3:	00:01.446	00:01.521	00:12.319	189,75 km/h	00:41.502	00:56.788	139,47 km/h
13	95	NOVY Lubor		Dallara JSC 302					
		Lauf 1:	00:01.585	00:01.543	00:12.180	190,60 km/h	00:43.052	00:58.360	135,71 km/h
		Lauf 2:	00:01.449	00:01.450	00:11.874	186,48 km/h	00:42.874	00:57.647	137,39 km/h
		Lauf 3:	00:01.479	00:01.461	00:11.991	189,23 km/h	00:42.504	00:57.435	137,90 km/h

Sektorzeiten & Speeds - Gruppe D/E2-SS

Rg.	Nr.		Sektor 1 (15m)	Sektor 2 (15-50m)	Sektor 3	Speed Trap	Sektor 4	Laufzeit	Speed (Lauf)
14	96	WALDY Hermann jun.	Formel 3 Dallara						
		Lauf 1:	00:01.739	00:01.509	00:12.426	183,04 km/h	00:43.210	00:58.884	134,50 km/h
		Lauf 2:	00:01.694	00:01.558	00:12.466	183,22 km/h	00:42.445	00:58.163	136,17 km/h
		Lauf 3:	00:01.665	00:01.524	00:12.787	182,08 km/h	00:41.905	00:57.881	136,83 km/h
15	97	BENESCH Mario	Dallara F 394						
		Lauf 1:	00:01.491	00:01.585	00:12.832	177,73 km/h	00:42.810	00:58.718	134,88 km/h
		Lauf 2:	00:01.431	00:01.586	00:12.600	179,12 km/h	00:42.838	00:58.455	135,49 km/h
		Lauf 3:	00:01.419	00:01.550	00:12.885	174,51 km/h	00:42.288	00:58.142	136,22 km/h
16	92	MANDL Anton	Opel Lotus						
		Lauf 1:	00:01.502	00:01.647	00:12.767	187,47 km/h	00:46.104	01:02.020	127,70 km/h
		Lauf 2:	00:01.348	00:01.512	00:13.307	175,17 km/h	00:45.852	01:02.019	127,70 km/h
		Lauf 3:	00:01.512	00:01.633	00:12.845	188,55 km/h	00:43.819	00:59.809	132,42 km/h
17	25	GALLI Hubert	Dallara Indycar IR 9						
		Lauf 1:	00:01.545	00:01.562	00:12.574	180,55 km/h	00:45.848	01:01.529	128,72 km/h
		Lauf 2:	00:01.473	00:01.489	00:12.440	186,99 km/h	00:46.741	01:02.143	127,45 km/h
		Lauf 3:	00:01.513	00:01.540	00:12.133	192,93 km/h	00:44.675	00:59.861	132,31 km/h
18	13	ROLLINGER Tommy	Lola B 02/50						
		Lauf 1:	00:01.701	00:01.670	00:12.920	172,86 km/h	00:47.467	01:03.758	124,22 km/h
		Lauf 2:	00:01.705	00:01.747	00:13.143	183,10 km/h	00:46.195	01:02.790	126,13 km/h
		Lauf 3:	00:01.724	00:01.677	00:13.487	181,52 km/h	00:44.485	01:01.373	129,05 km/h
19	91	KRAUS Gebhard	Opel Lotus						
		Lauf 1:	00:01.382	00:01.584	00:13.382	163,93 km/h	00:47.523	01:03.871	124,00 km/h
		Lauf 2:	00:01.387	00:01.573	00:13.312	168,80 km/h	00:46.450	01:02.722	126,27 km/h
		Lauf 3:	00:01.369	00:01.551	00:13.095	170,90 km/h	00:45.539	01:01.554	128,67 km/h
20	83	BUTTOLETTI Graziano	Gloria CP 5						
		Lauf 1:	00:01.570	00:01.585	00:13.472	155,79 km/h	00:49.909	01:06.536	119,03 km/h
		Lauf 2:	00:01.393	00:01.577	00:13.227	164,70 km/h	00:47.621	01:03.818	124,10 km/h
		Lauf 3:	00:01.444	00:01.584	00:13.214	160,31 km/h	00:47.336	01:03.578	124,57 km/h
21	11	GIULIANI Ivano	Lola Zytex						
		Lauf 1:	00:01.667	00:01.604	00:12.804	184,39 km/h	00:48.019	01:04.094	123,57 km/h
		Lauf 2:	00:01.480	00:01.575	00:12.613	180,63 km/h	00:49.487	01:05.155	121,56 km/h
		Lauf 3:	00:01.547	00:01.545	00:12.816	190,39 km/h	00:44.486	01:00.394 +15s	131,14 km/h