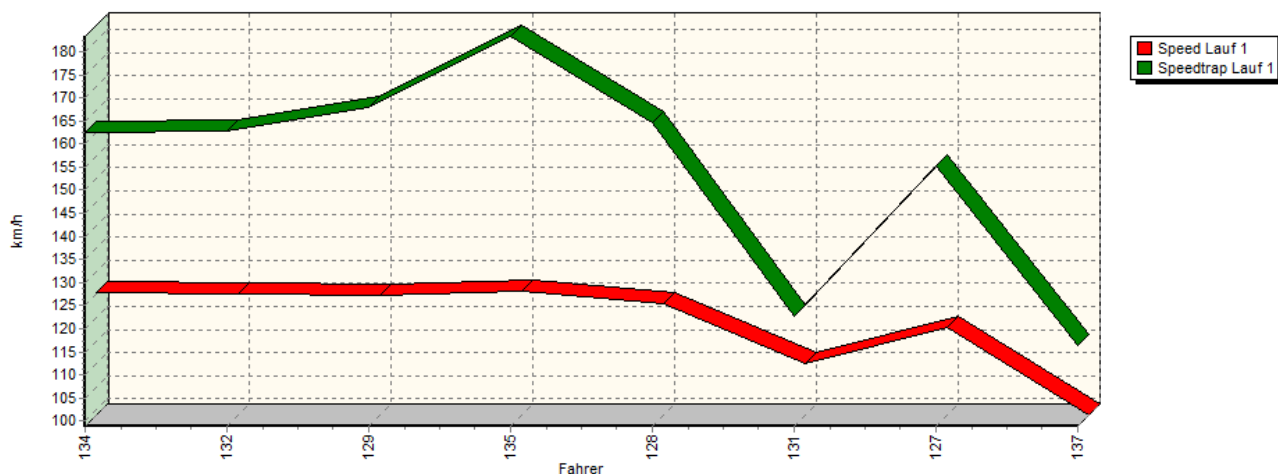
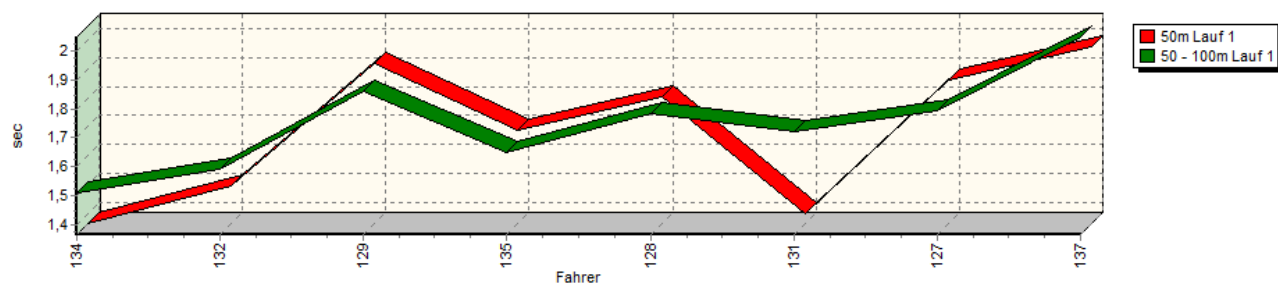


Sektorzeiten & Speeds - Gruppe A/A-Diesel

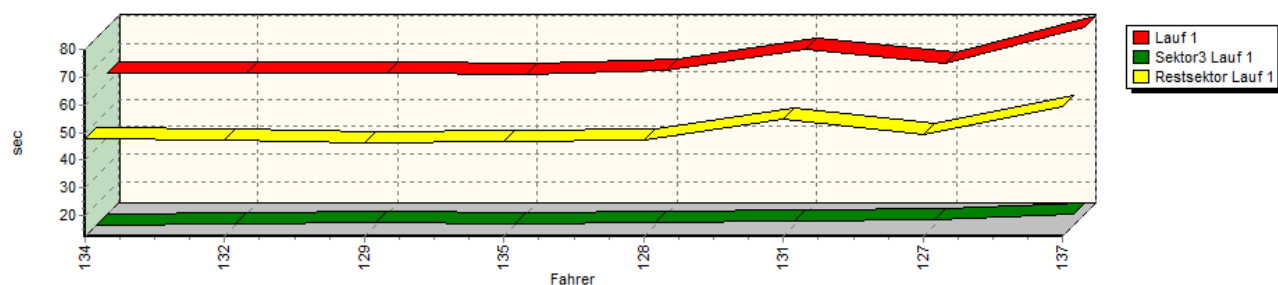
Speed-Diagramm Lauf 1



Sektor-Diagramm (Start) Lauf 1

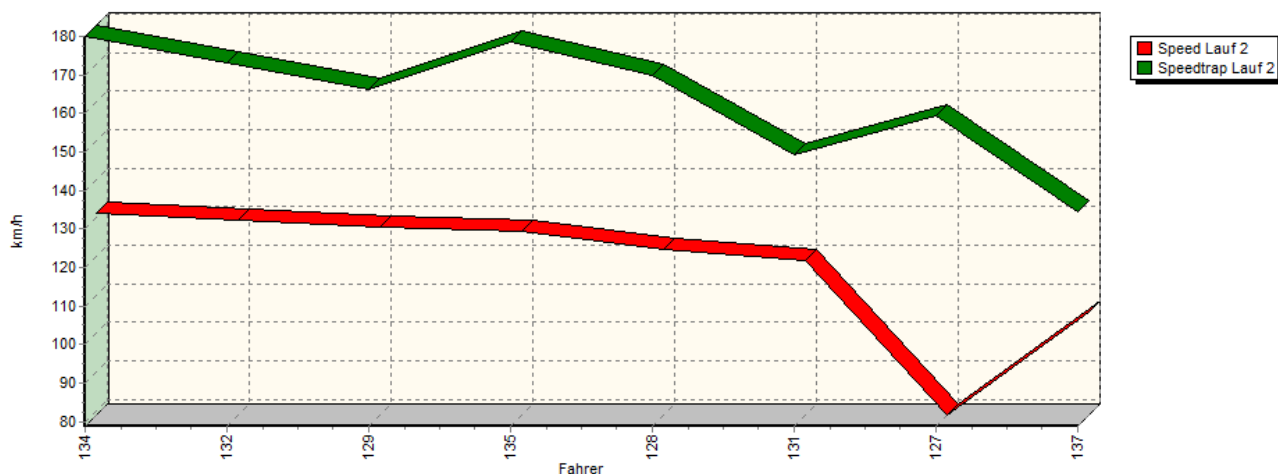


Sektor-Diagramm (Rest) Lauf 1

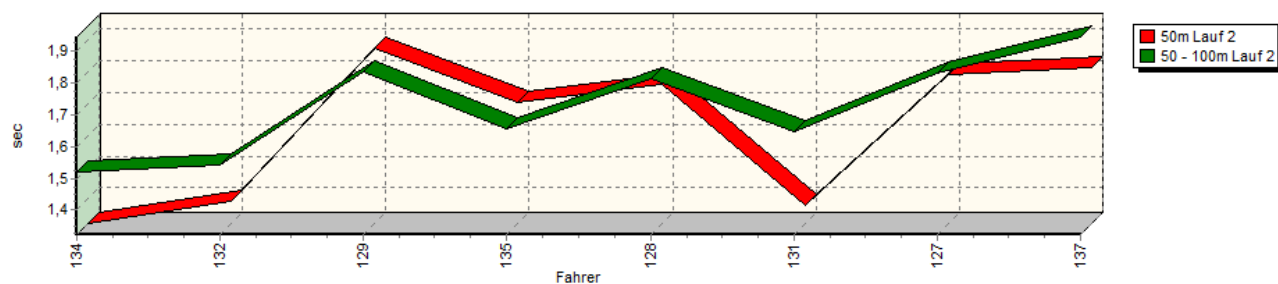


Sektorzeiten & Speeds - Gruppe A/A-Diesel

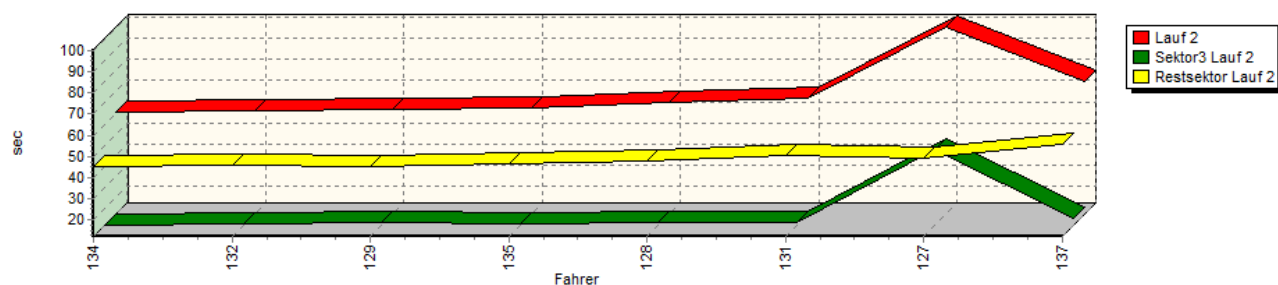
Speed-Diagramm Lauf 2



Sektor-Diagramm (Start) Lauf 2

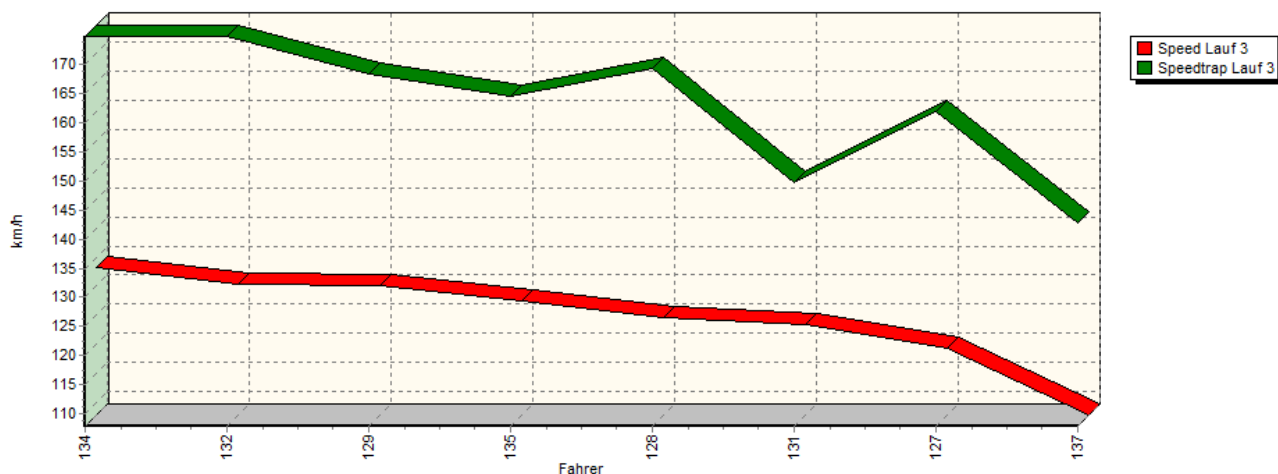


Sektor-Diagramm (Rest) Lauf 2

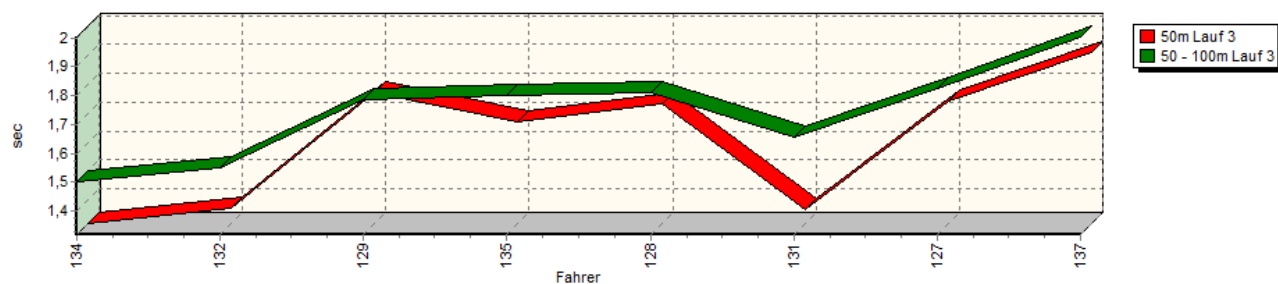


Sektorzeiten & Speeds - Gruppe A/A-Diesel

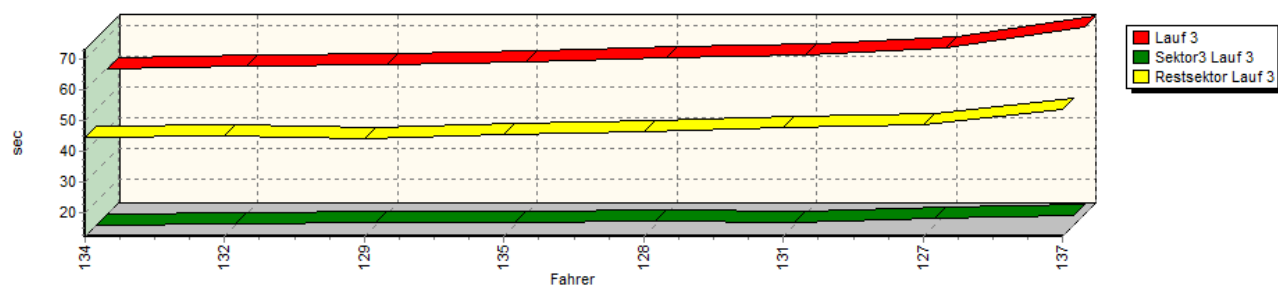
Speed-Diagramm Lauf 3



Sektor-Diagramm (Start) Lauf 3



Sektor-Diagramm (Rest) Lauf 3



Rg.	Nr.	Sektor 1 (15m)	Sektor 2 (15-50m)	Sektor 3	Speed Trap	Sektor 4	Laufzeit	Speed (Lauf)	
1	134	BICCIATO Rudi		Mitsubishi Lancer EVO					
		Lauf 1:	00:01.367	00:01.512	00:12.370	162,47 km/h	00:47.940	01:03.189	125,34 km/h
		Lauf 2:	00:01.323	00:01.520	00:12.259	180,06 km/h	00:45.283	01:00.385	131,16 km/h
		Lauf 3:	00:01.319	00:01.503	00:12.206	174.73 km/h	00:44.456	00:59.484	133.15 km/h

Sektorzeiten & Speeds - Gruppe A/A-Diesel

Rg.	Nr.		Sektor 1 (15m)	Sektor 2 (15-50m)	Sektor 3	Speed Trap	Sektor 4	Laufzeit	Speed (Lauf)
2	132	WIEDENHOFER Stefan	Mitsubishi Lancer EVO 6 WRC						
		Lauf 1:	00:01.498	00:01.594	00:13.114	162,77 km/h	00:47.089	01:03.295	125,13 km/h
		Lauf 2:	00:01.393	00:01.540	00:12.722	173,02 km/h	00:45.601	01:01.256	129,29 km/h
		Lauf 3:	00:01.371	00:01.551	00:12.591	174,69 km/h	00:45.205	01:00.718	130,44 km/h
3	129	KNOBLICH Helmut	Peugeot 306 Kit-Car						
		Lauf 1:	00:01.920	00:01.860	00:13.455	168,08 km/h	00:46.266	01:03.501	124,72 km/h
		Lauf 2:	00:01.875	00:01.834	00:13.338	166,39 km/h	00:44.940	01:01.987	127,77 km/h
		Lauf 3:	00:01.774	00:01.784	00:13.143	168,21 km/h	00:44.188	01:00.889	130,07 km/h
4	135	HILGER Alfred	BMW E36 M3						
		Lauf 1:	00:01.689	00:01.648	00:12.884	183,32 km/h	00:46.767	01:02.988	125,74 km/h
		Lauf 2:	00:01.706	00:01.657	00:12.591	178,50 km/h	00:46.662	01:02.616	126,48 km/h
		Lauf 3:	00:01.673	00:01.803	00:13.244	164,54 km/h	00:45.407	01:02.127	127,48 km/h
5	128	MARTINEK Rene	Honda Civic Type R						
		Lauf 1:	00:01.801	00:01.785	00:13.367	164,69 km/h	00:47.499	01:04.452	122,88 km/h
		Lauf 2:	00:01.762	00:01.812	00:13.373	170,10 km/h	00:48.128	01:05.075	121,71 km/h
		Lauf 3:	00:01.731	00:01.808	00:13.412	169,35 km/h	00:46.542	01:03.493	124,74 km/h
6	131	FEDRIGOTTI Siegfried	Ford Escort Cosworth						
		Lauf 1:	00:01.401	00:01.719	00:14.003	122,80 km/h	00:54.868	01:11.991	110,01 km/h
		Lauf 2:	00:01.380	00:01.648	00:13.282	149,20 km/h	00:50.364	01:06.674	118,79 km/h
		Lauf 3:	00:01.369	00:01.657	00:13.305	149,68 km/h	00:47.841	01:04.172	123,42 km/h
7	127	RITZBERGER Kurt	Peugeot 306 GTI						
		Lauf 1:	00:01.858	00:01.792	00:14.351	155,34 km/h	00:49.177	01:07.178	117,90 km/h
		Lauf 2:	00:01.793	00:01.830	00:14.518	159,27 km/h	00:49.402	01:40.543	78,77 km/h
		Lauf 3:	00:01.742	00:01.827	00:14.283	161,86 km/h	00:48.528	01:06.380	119,31 km/h
8	137	KOLLER Sepp	Alfa 147 Cup Diesel						
		Lauf 1:	00:01.976	00:02.047	00:16.572	116,34 km/h	00:59.506	01:20.101	98,88 km/h
		Lauf 2:	00:01.813	00:01.945	00:15.546	134,34 km/h	00:55.782	01:15.086	105,48 km/h
		Lauf 3:	00:01.910	00:02.003	00:15.628	142,88 km/h	00:53.839	01:13.380	107,93 km/h