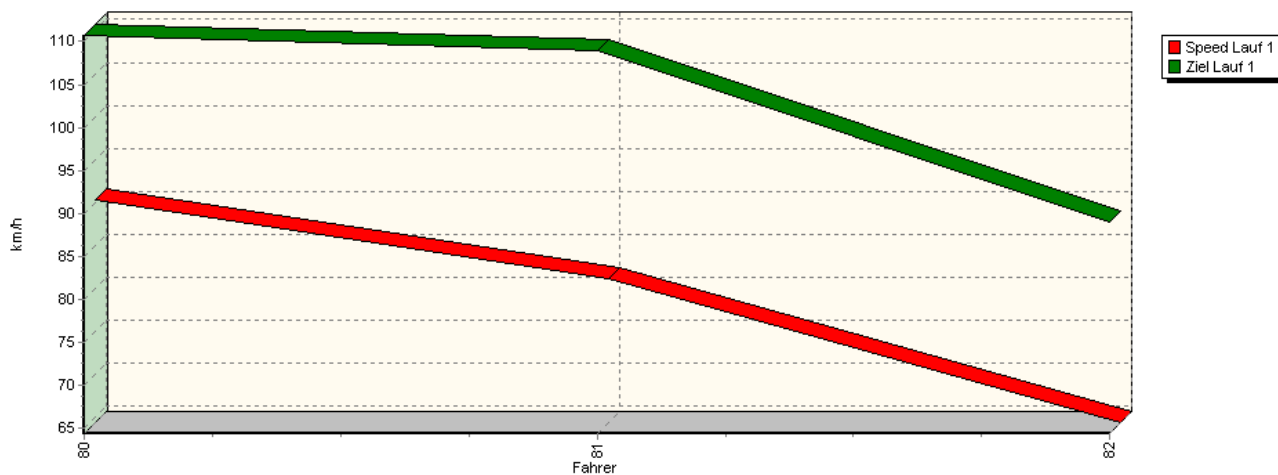
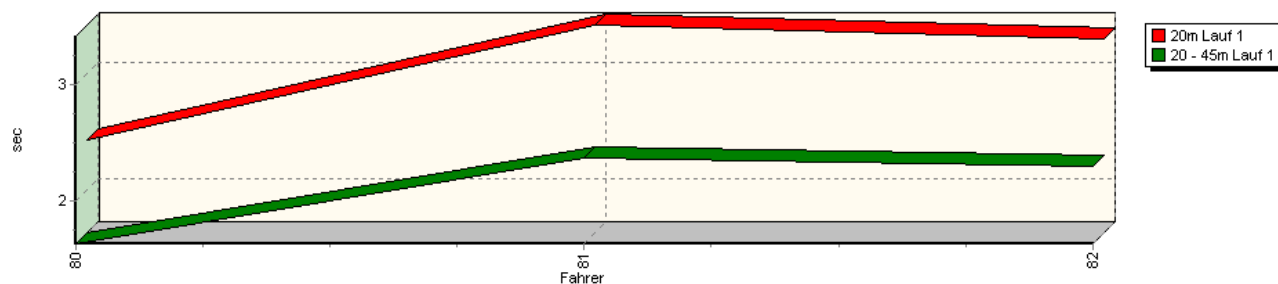


Sektorzeiten & Speeds - Rennen - ADAC FIVA

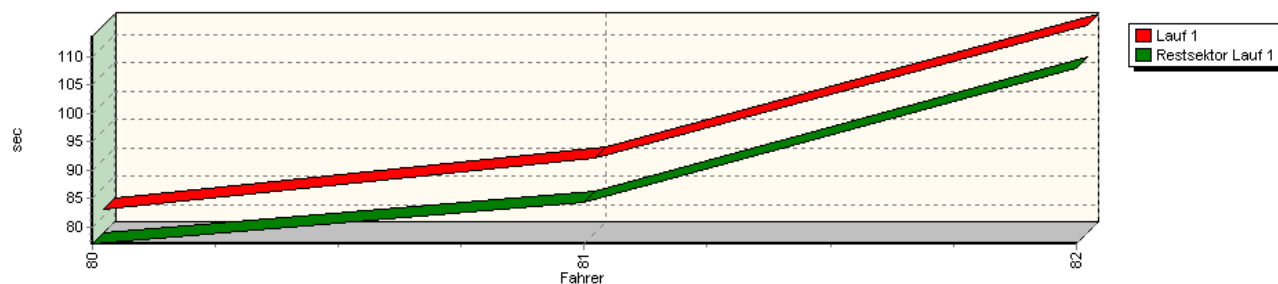
Speed-Diagramm Lauf 1



Sektor-Diagramm (Start) Lauf 1

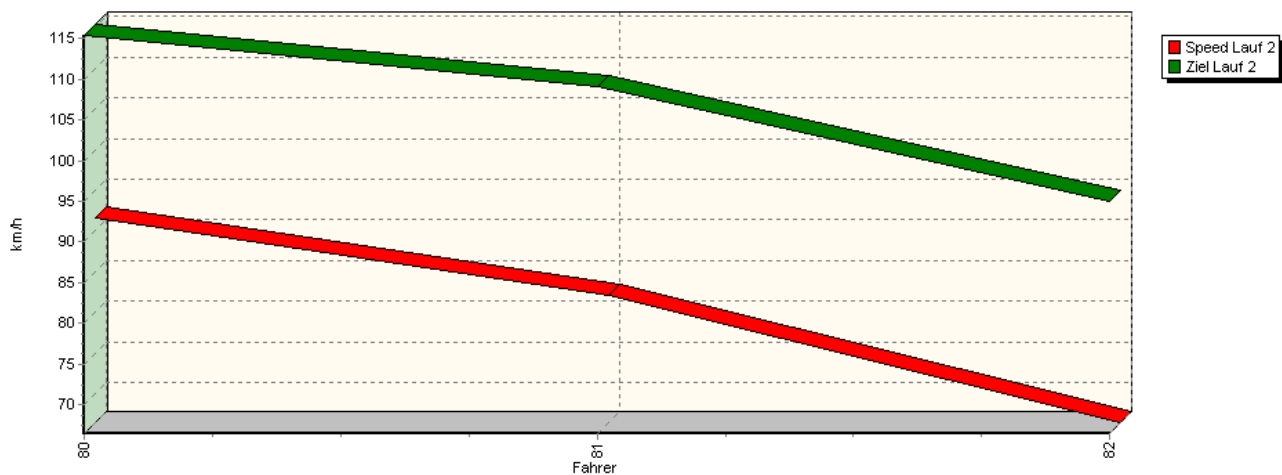


Sektor-Diagramm (Rest) Lauf 1

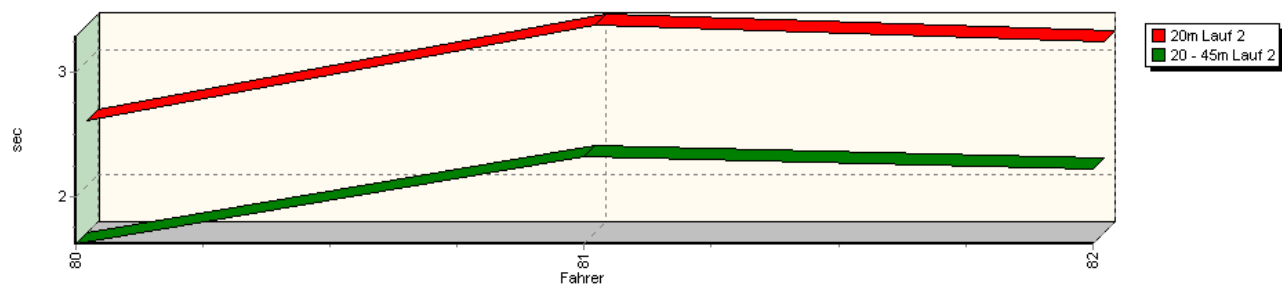


Sektorzeiten & Speeds - Rennen - ADAC FIVA

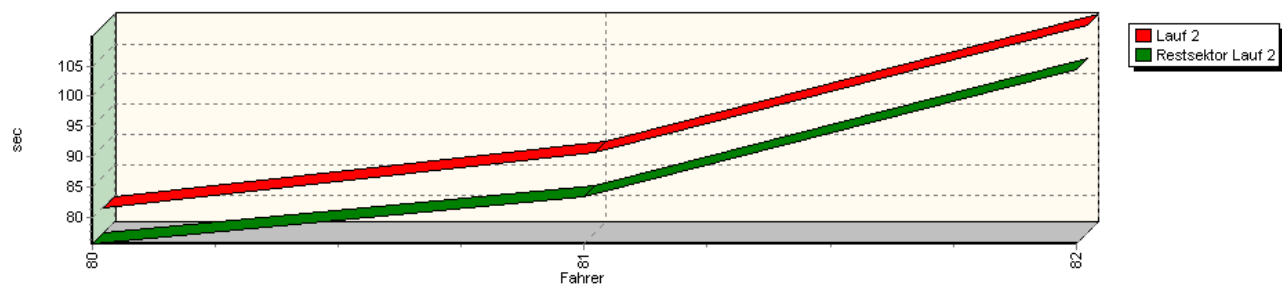
Speed-Diagramm Lauf 2



Sektor-Diagramm (Start) Lauf 2

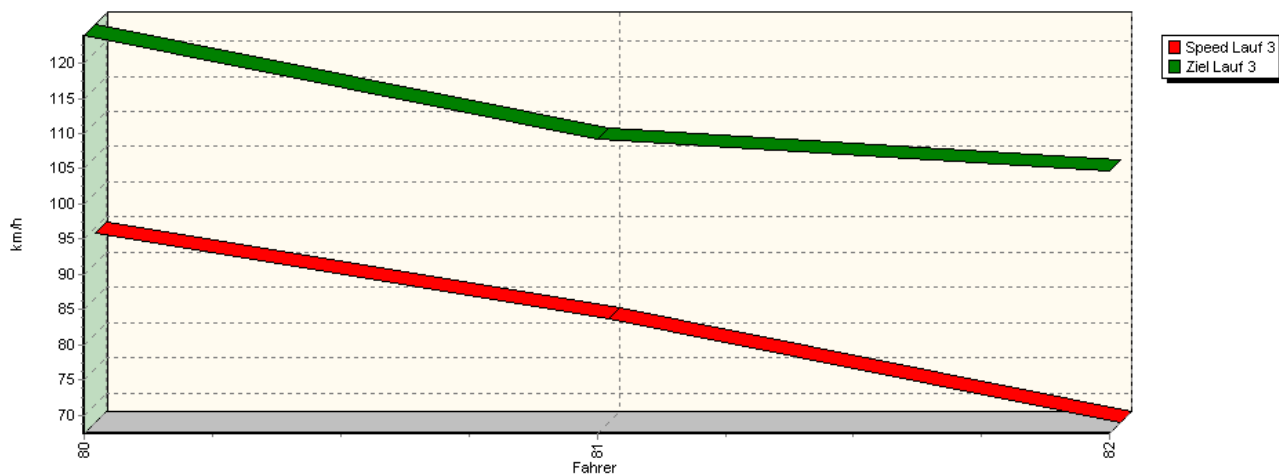


Sektor-Diagramm (Rest) Lauf 2

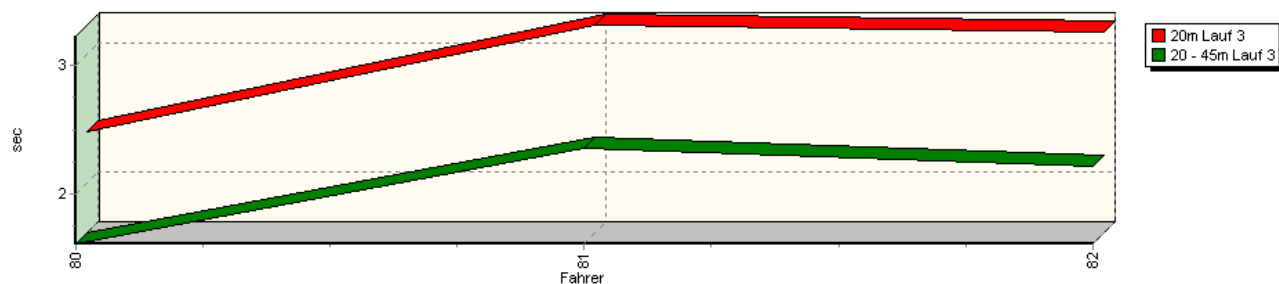


Sektorzeiten & Speeds - Rennen - ADAC FIVA

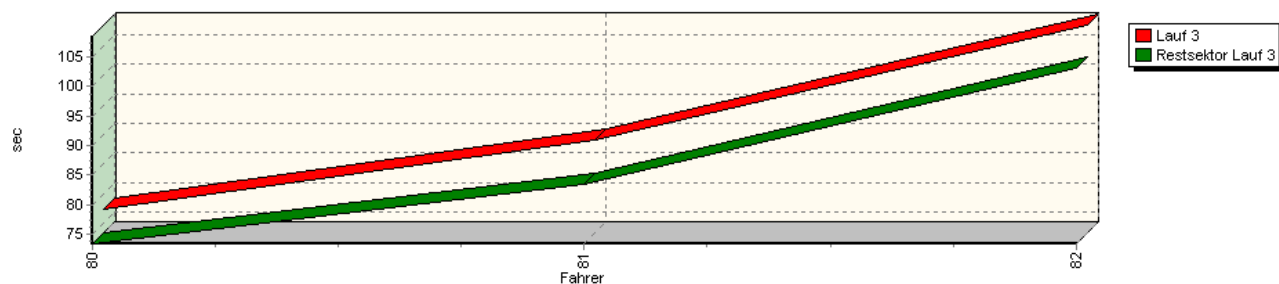
Speed-Diagramm Lauf 3



Sektor-Diagramm (Start) Lauf 3

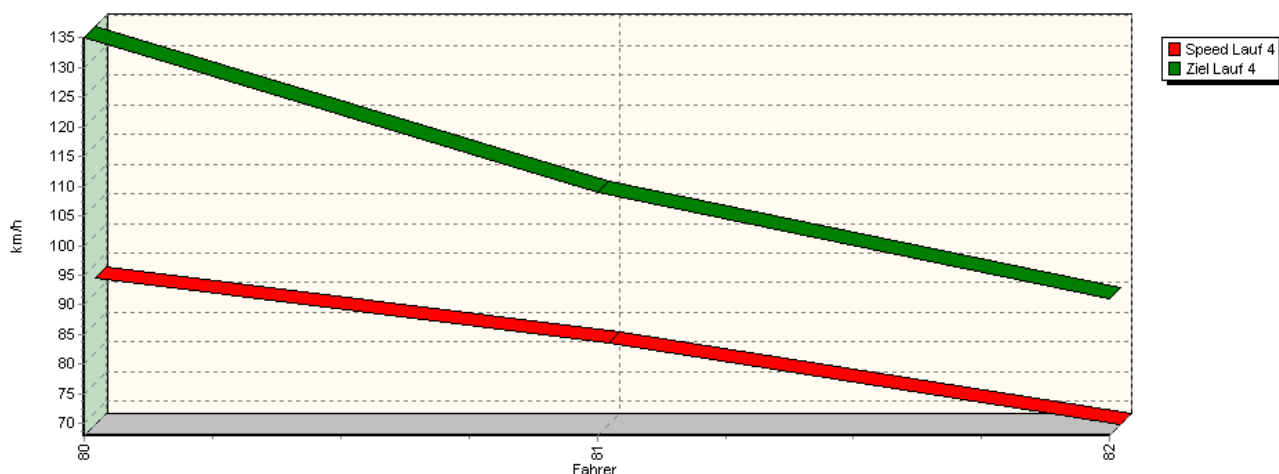


Sektor-Diagramm (Rest) Lauf 3

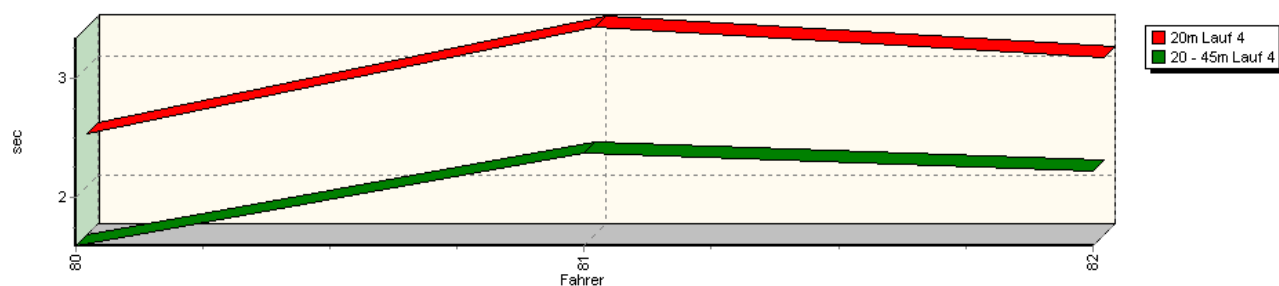


Sektorzeiten & Speeds - Rennen - ADAC FIVA

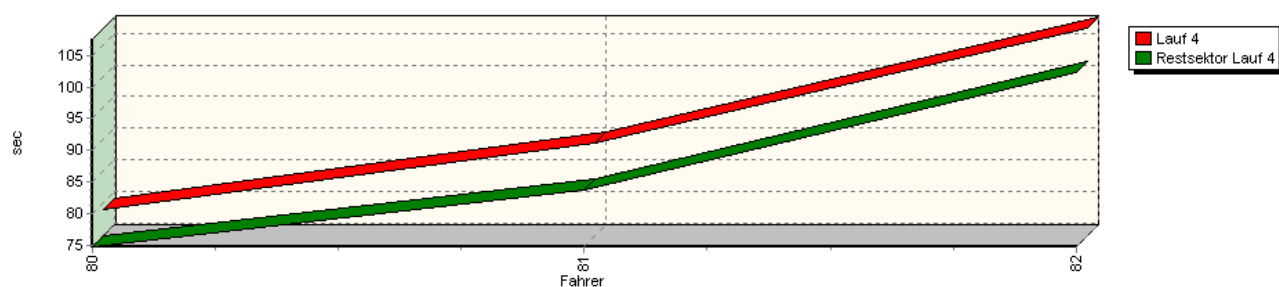
Speed-Diagramm Lauf 4



Sektor-Diagramm (Start) Lauf 4



Sektor-Diagramm (Rest) Lauf 4

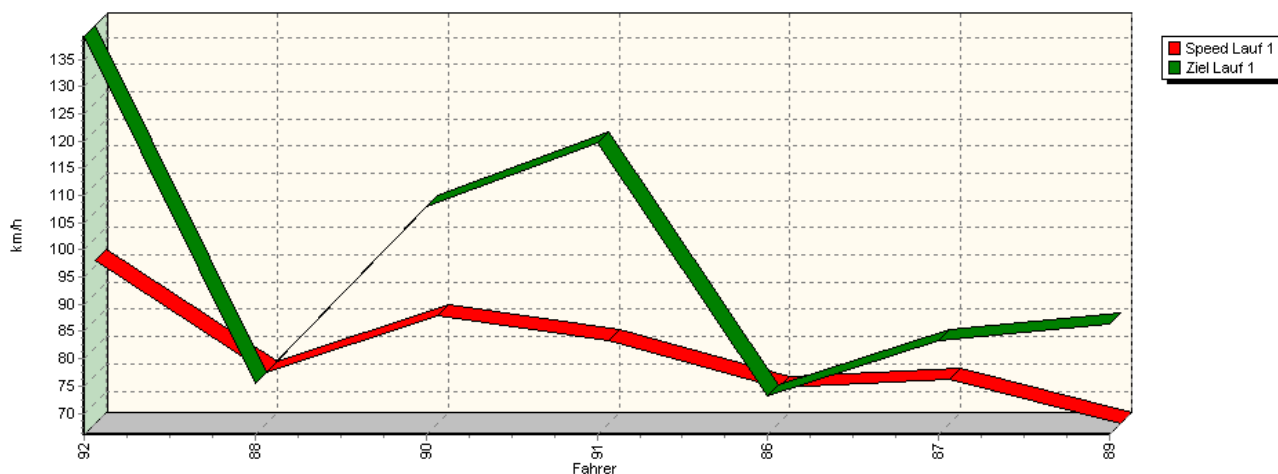


| Rg. | Nr. | Sektor 1 (20m) | Sektor 2 (20-45m) | Sektor 3 | Speed (Ziel) | Laufzeit | Speed (Lauf) | |
|-----|-----|----------------|-------------------|--------------------|--------------|-------------|--------------|------------|
| 1 | 80 | BESSER Udo | | Fuchs Baujahr 1966 | | | | |
| | | Lauf 1: | 00:02.430 | 00:01.622 | 01:16.955 | 110,72 km/h | 01:21.007 | 90,21 km/h |
| | | Lauf 2: | 00:02.519 | 00:01.626 | 01:15.659 | 115,36 km/h | 01:19.804 | 91,57 km/h |
| | | Lauf 3: | 00:02.401 | 00:01.609 | 01:13.438 | 123,94 km/h | 01:17.448 | 94,36 km/h |
| | | Lauf 4: | 00:02.451 | 00:01.599 | 01:14.800 | 135,08 km/h | 01:18.850 | 92,68 km/h |

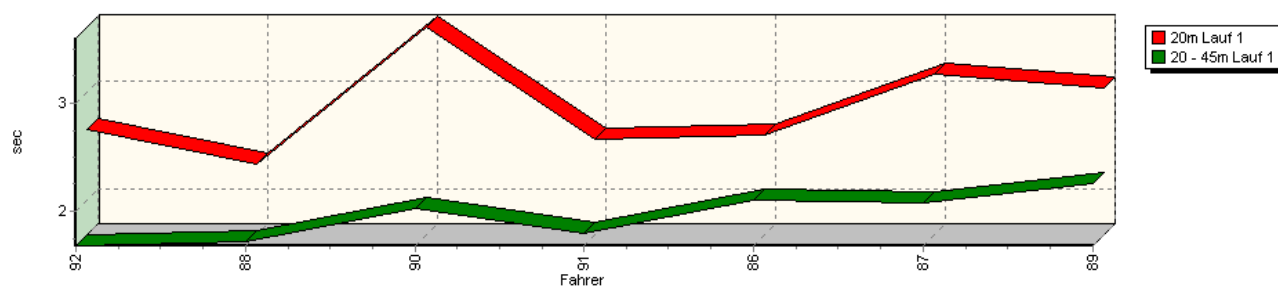
Sektorzeiten & Speeds - Rennen - ADAC FIVA

| Rg. | Nr. | | Sektor 1 (20m) | Sektor 2 (20-45m) | Sektor 3 | Speed (Ziel) | Laufzeit | Speed (Lauf) |
|-----|-----|-----------------------|----------------|-----------------------|-----------|--------------|-----------|--------------|
| 2 | 81 | STRACKE Holger | | Wartburg Baujahr 1966 | | | | |
| | | Lauf 1: | 00:03.427 | 00:02.368 | 01:24.326 | 108,91 km/h | 01:30.121 | 81,09 km/h |
| | | Lauf 2: | 00:03.286 | 00:02.326 | 01:23.407 | 109,06 km/h | 01:29.019 | 82,09 km/h |
| | | Lauf 3: | 00:03.228 | 00:02.353 | 01:23.389 | 109,14 km/h | 01:28.970 | 82,14 km/h |
| | | Lauf 4: | 00:03.341 | 00:02.378 | 01:23.809 | 109,06 km/h | 01:29.528 | 81,63 km/h |
| 3 | 82 | HAHN Michael | | Mercedes Baujahr 1968 | | | | |
| | | Lauf 1: | 00:03.308 | 00:02.300 | 01:47.957 | 89,02 km/h | 01:53.565 | 64,35 km/h |
| | | Lauf 2: | 00:03.151 | 00:02.226 | 01:44.558 | 94,93 km/h | 01:49.935 | 66,48 km/h |
| | | Lauf 3: | 00:03.170 | 00:02.215 | 01:43.076 | 104,65 km/h | 01:48.461 | 67,38 km/h |
| | | Lauf 4: | 00:03.086 | 00:02.224 | 01:42.223 | 90,94 km/h | 01:47.533 | 67,96 km/h |

Speed-Diagramm Lauf 1

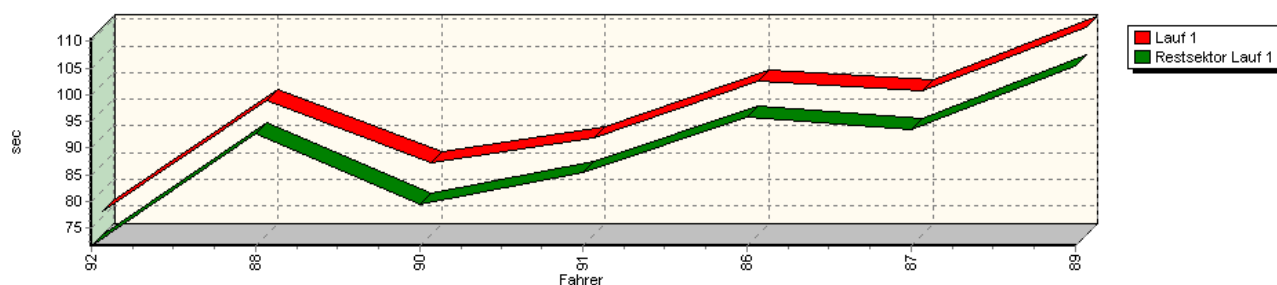


Sektor-Diagramm (Start) Lauf 1

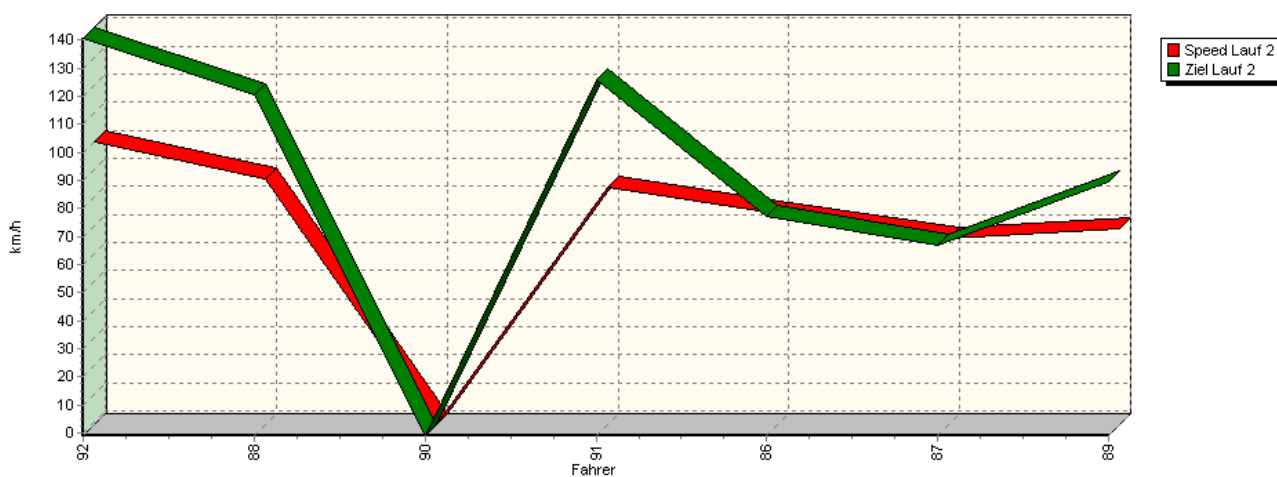


Sektorzeiten & Speeds - Rennen - ADAC FIVA

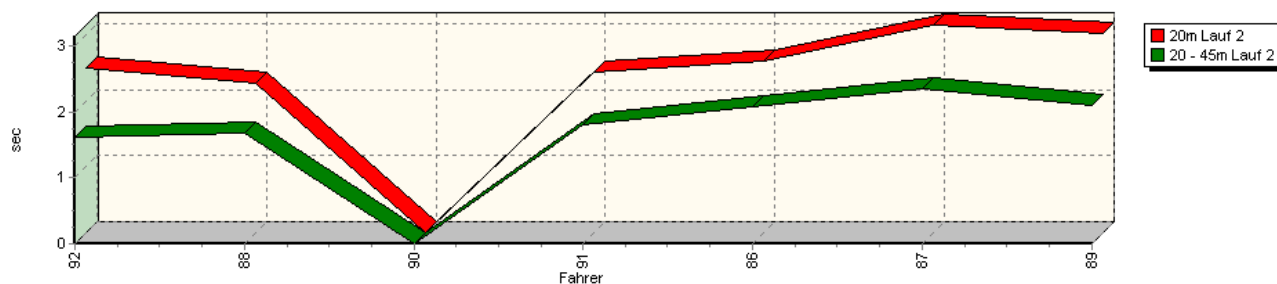
Sektor-Diagramm (Rest) Lauf 1



Speed-Diagramm Lauf 2

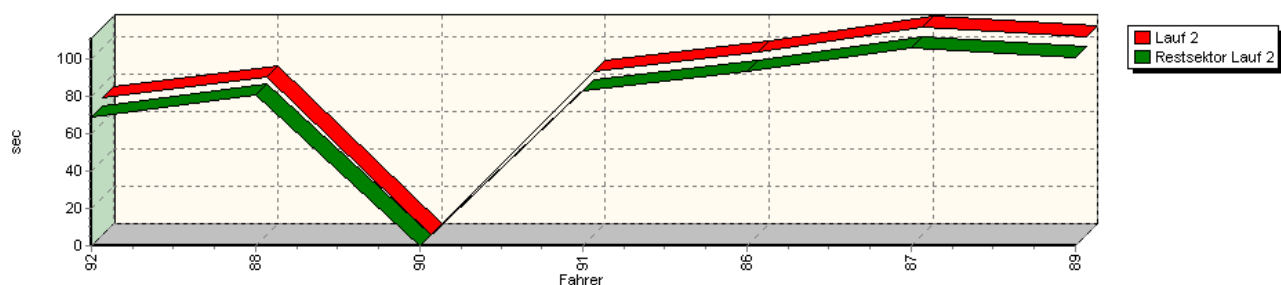


Sektor-Diagramm (Start) Lauf 2

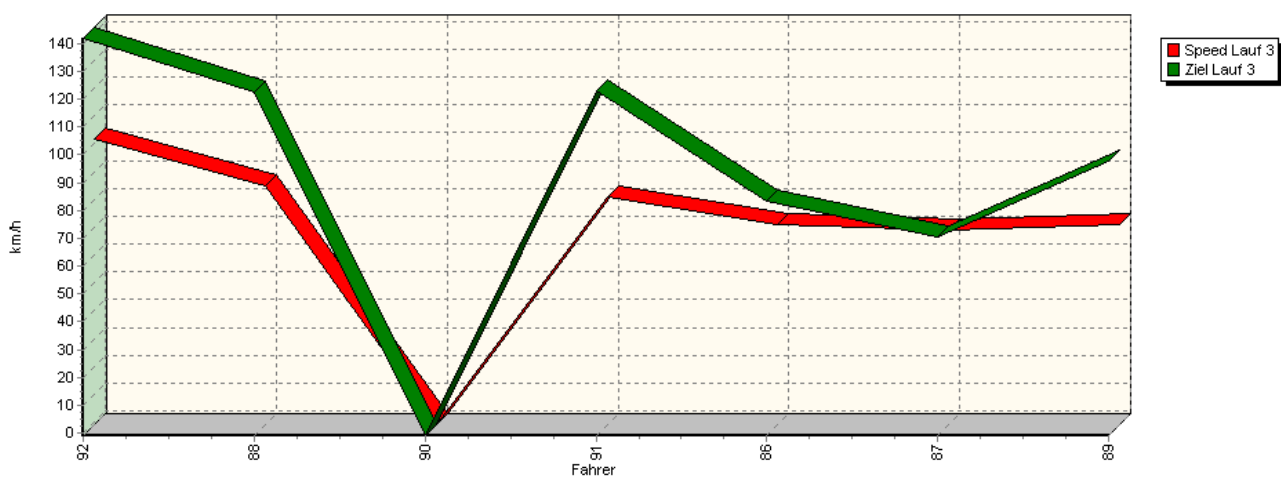


Sektorzeiten & Speeds - Rennen - ADAC FIVA

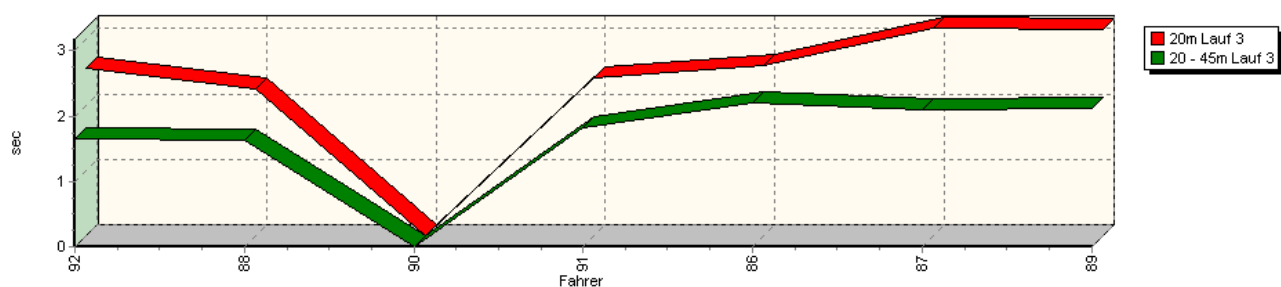
Sektor-Diagramm (Rest) Lauf 2



Speed-Diagramm Lauf 3

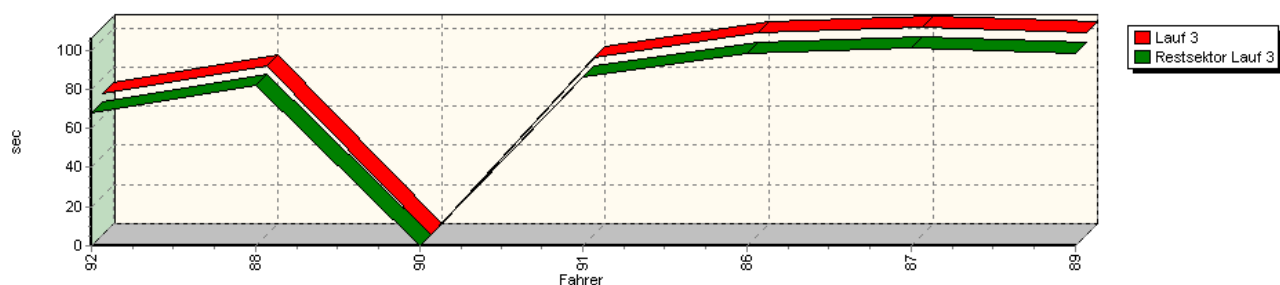


Sektor-Diagramm (Start) Lauf 3

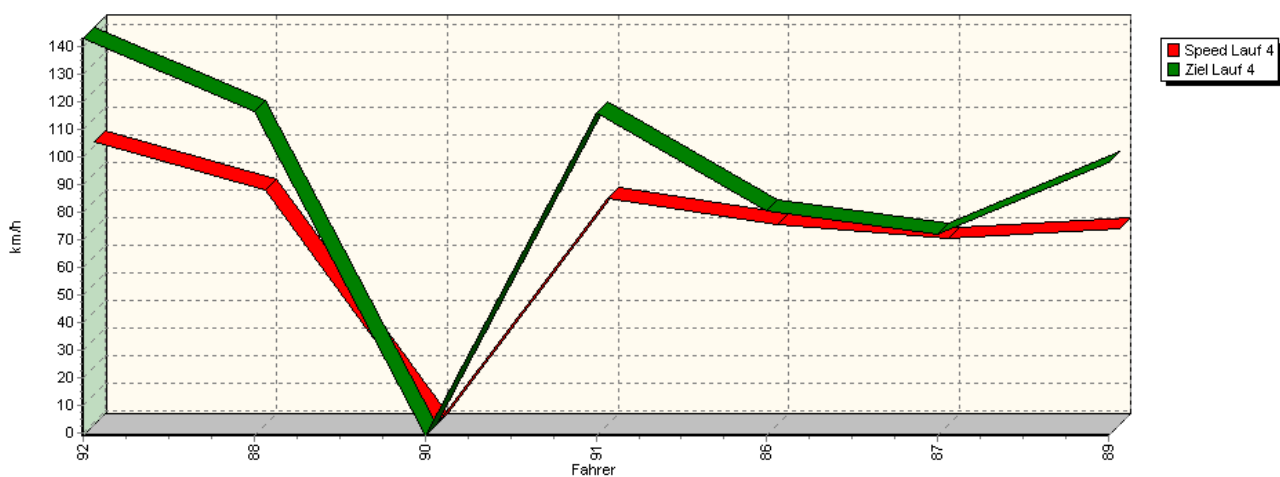


Sektorzeiten & Speeds - Rennen - ADAC FIVA

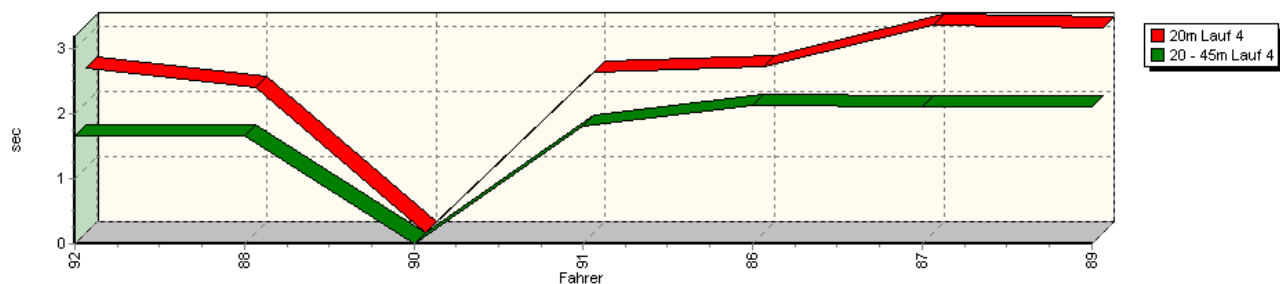
Sektor-Diagramm (Rest) Lauf 3



Speed-Diagramm Lauf 4

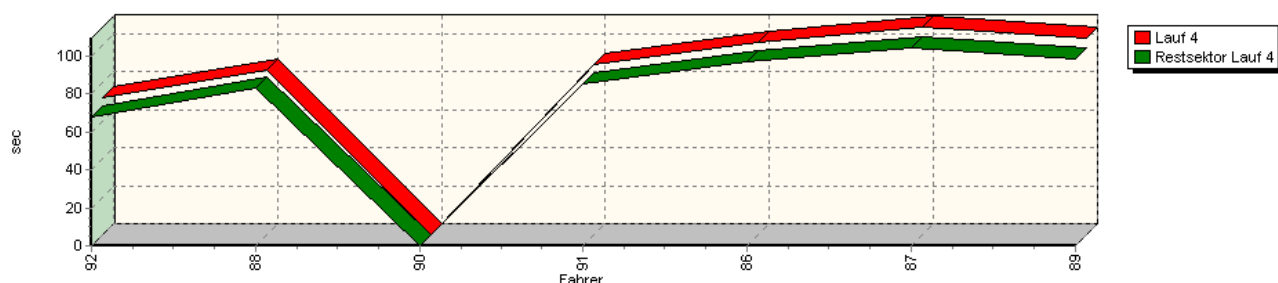


Sektor-Diagramm (Start) Lauf 4



Sektorzeiten & Speeds - Rennen - ADAC FIVA

Sektor-Diagramm (Rest) Lauf 4



| Rg. | Nr. | Sektor 1 (20m) | Sektor 2 (20-45m) | Sektor 3 | Speed (Ziel) | Laufzeit | Speed (Lauf) | |
|-----|-----|---------------------------|-------------------|-------------------------|--------------|-------------|--------------|-------------|
| 1 | 92 | SUCHOMEL Christian | | VW Jetta Baujahr 1981 | | | | |
| | | Lauf 1: | 00:02.653 | 00:01.677 | 01:11.700 | 139,24 km/h | 01:16.030 | 96,12 km/h |
| | | Lauf 2: | 00:02.502 | 00:01.618 | 01:09.164 | 140,61 km/h | 01:13.284 | 99,72 km/h |
| | | Lauf 3: | 00:02.566 | 00:01.660 | 01:07.532 | 141,92 km/h | 01:11.758 | 101,84 km/h |
| | | Lauf 4: | 00:02.515 | 00:01.658 | 01:07.790 | 143,21 km/h | 01:11.963 | 101,55 km/h |
| 2 | 88 | HAUSSTÄTTER Lothar | | Lotus Baujahr 1973 | | | | |
| | | Lauf 1: | 00:02.324 | 00:01.712 | 01:32.791 | 75,39 km/h | 01:36.827 | 75,47 km/h |
| | | Lauf 2: | 00:02.282 | 00:01.685 | 01:20.701 | 120,26 km/h | 01:24.668 | 86,31 km/h |
| | | Lauf 3: | 00:02.241 | 00:01.634 | 01:22.058 | 122,67 km/h | 01:25.933 | 85,04 km/h |
| | | Lauf 4: | 00:02.231 | 00:01.653 | 01:23.216 | 116,54 km/h | 01:27.100 | 83,90 km/h |
| 3 | 90 | SCHMIDT Fred | | Trabant Baujahr 1978 | | | | |
| | | Lauf 1: | 00:03.595 | 00:02.025 | 01:19.490 | 108,02 km/h | 01:25.110 | 85,87 km/h |
| | | Lauf 2: | * | * | * | * km/h | * | * km/h |
| | | Lauf 3: | * | * | * | * km/h | * | * km/h |
| | | Lauf 4: | * | * | * | * km/h | * | * km/h |
| 4 | 91 | STIEREN Max | | Alfa Romeo Baujahr 1979 | | | | |
| | | Lauf 1: | 00:02.558 | 00:01.789 | 01:25.387 | 119,80 km/h | 01:29.734 | 81,44 km/h |
| | | Lauf 2: | 00:02.437 | 00:01.818 | 01:23.194 | 125,94 km/h | 01:27.449 | 83,57 km/h |
| | | Lauf 3: | 00:02.415 | 00:01.816 | 01:25.948 | 123,11 km/h | 01:30.179 | 81,04 km/h |
| | | Lauf 4: | 00:02.459 | 00:01.811 | 01:25.760 | 116,11 km/h | 01:30.030 | 81,17 km/h |
| 5 | 86 | STAHL Heinz | | Porsche Baujahr 1972 | | | | |
| | | Lauf 1: | 00:02.595 | 00:02.104 | 01:35.863 | 73,24 km/h | 01:40.562 | 72,67 km/h |
| | | Lauf 2: | 00:02.602 | 00:02.085 | 01:33.692 | 77,38 km/h | 01:38.379 | 74,28 km/h |
| | | Lauf 3: | 00:02.604 | 00:02.209 | 01:38.267 | 83,60 km/h | 01:43.080 | 70,90 km/h |
| | | Lauf 4: | 00:02.549 | 00:02.113 | 01:37.134 | 80,54 km/h | 01:41.796 | 71,79 km/h |
| 6 | 87 | WEGNER Matthias | | Alfa Romeo Baujahr 1972 | | | | |
| | | Lauf 1: | 00:03.160 | 00:02.072 | 01:33.397 | 83,38 km/h | 01:38.629 | 74,10 km/h |
| | | Lauf 2: | 00:03.155 | 00:02.358 | 01:46.010 | 66,98 km/h | 01:51.523 | 65,53 km/h |
| | | Lauf 3: | 00:03.176 | 00:02.092 | 01:40.763 | 70,51 km/h | 01:46.031 | 68,92 km/h |
| | | Lauf 4: | 00:03.181 | 00:02.089 | 01:44.278 | 72,05 km/h | 01:49.548 | 66,71 km/h |
| 7 | 89 | PACKBIER Arnold | | Triumph Baujahr 1974 | | | | |
| | | Lauf 1: | 00:03.034 | 00:02.249 | 01:45.321 | 86,44 km/h | 01:50.604 | 66,07 km/h |
| | | Lauf 2: | 00:03.035 | 00:02.093 | 01:40.873 | 89,35 km/h | 01:46.001 | 68,94 km/h |
| | | Lauf 3: | 00:03.157 | 00:02.110 | 01:37.944 | 97,93 km/h | 01:43.211 | 70,81 km/h |
| | | Lauf 4: | 00:03.145 | 00:02.105 | 01:38.640 | 98,11 km/h | 01:43.890 | 70,34 km/h |