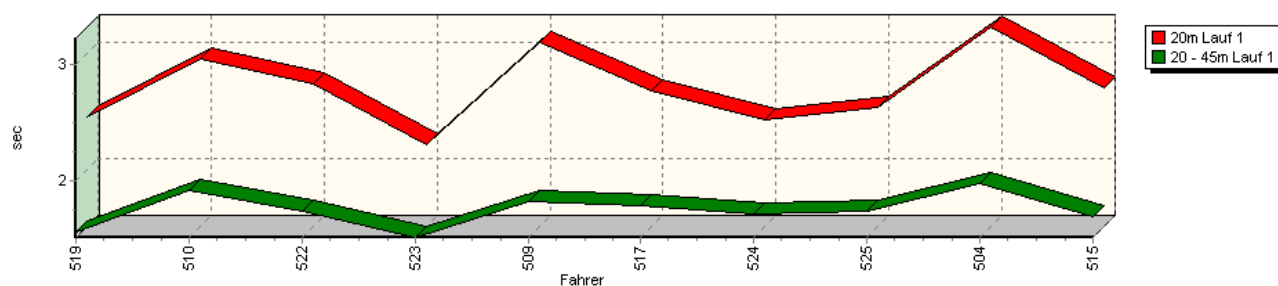


Sektorzeiten & Speeds - Rennen - NSU-Bergpokal

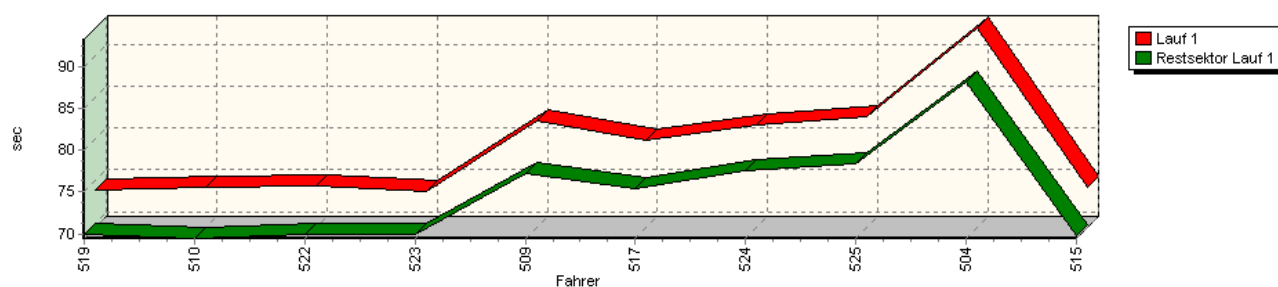
Speed-Diagramm Lauf 1



Sektor-Diagramm (Start) Lauf 1

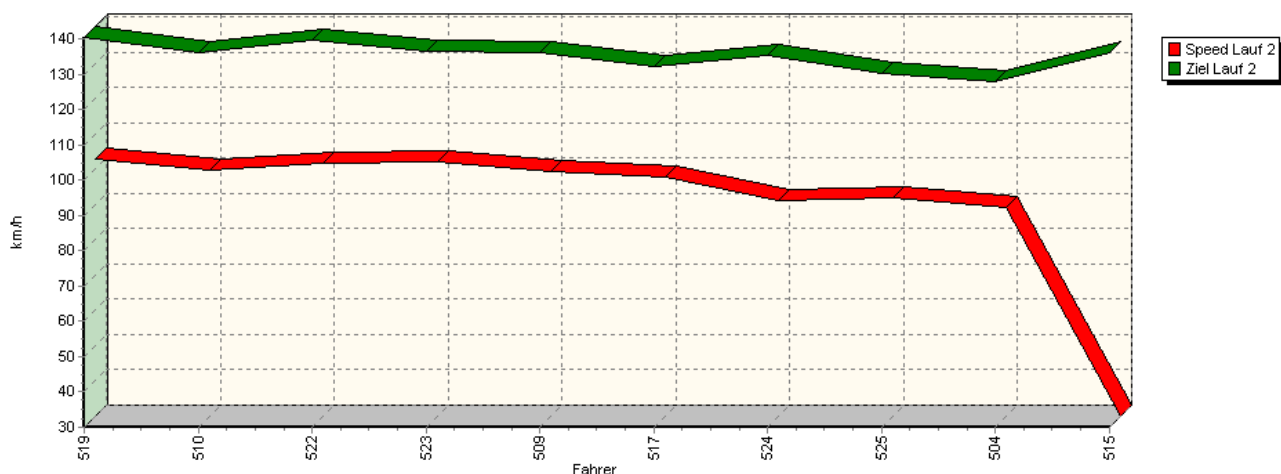


Sektor-Diagramm (Rest) Lauf 1

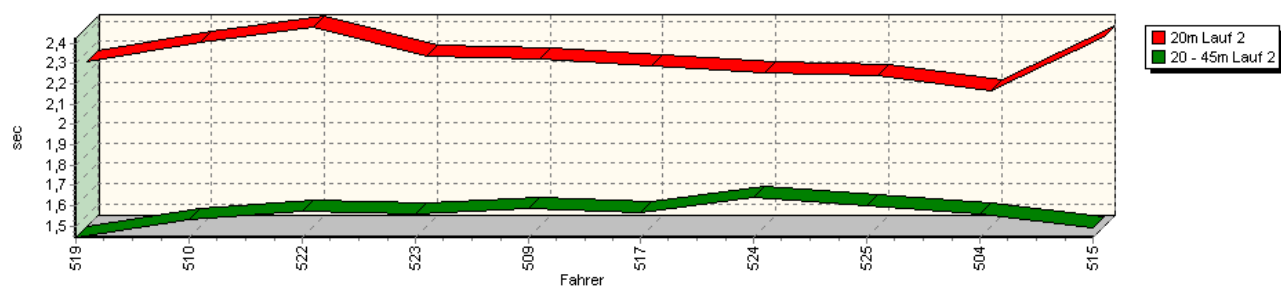


Sektorzeiten & Speeds - Rennen - NSU-Bergpokal

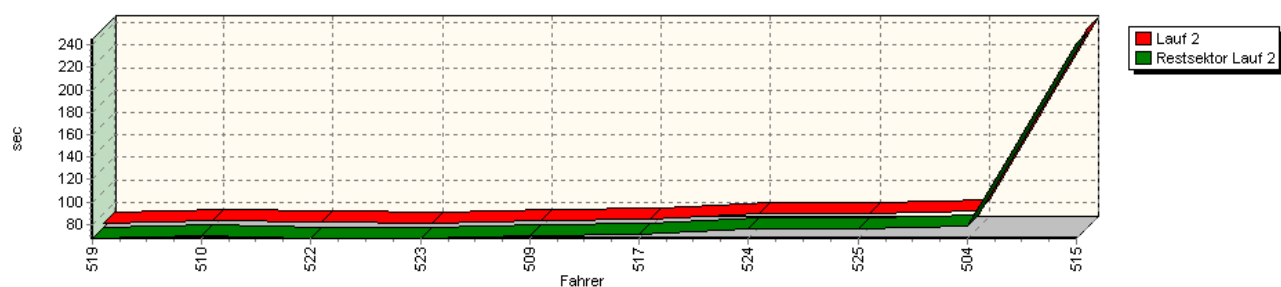
Speed-Diagramm Lauf 2



Sektor-Diagramm (Start) Lauf 2



Sektor-Diagramm (Rest) Lauf 2

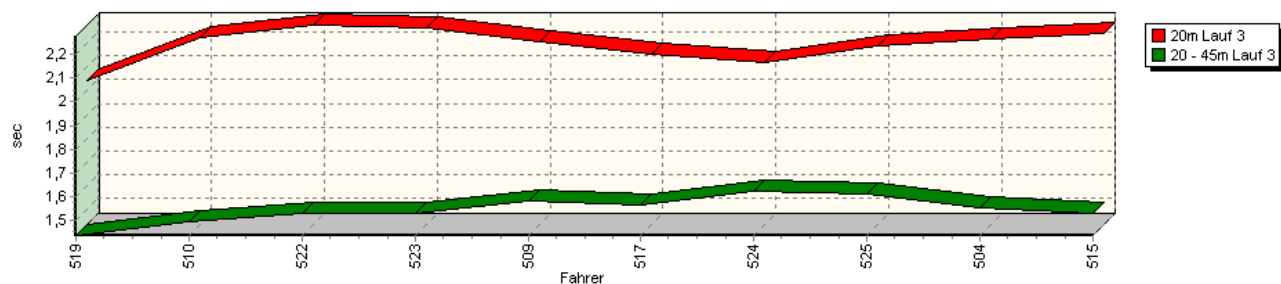


Sektorzeiten & Speeds - Rennen - NSU-Bergpokal

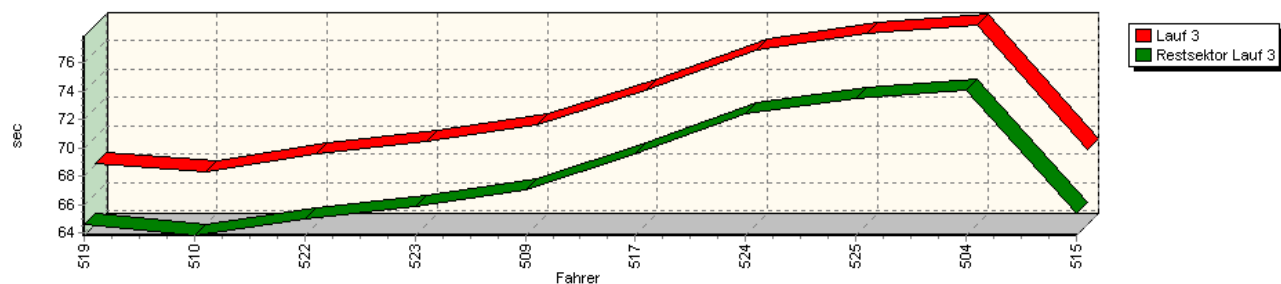
Speed-Diagramm Lauf 3



Sektor-Diagramm (Start) Lauf 3

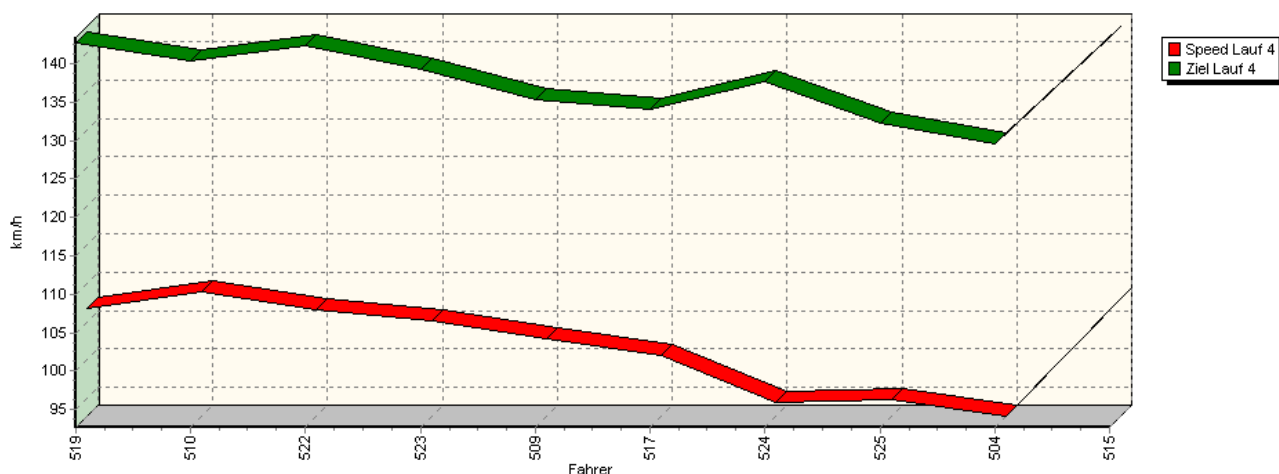


Sektor-Diagramm (Rest) Lauf 3

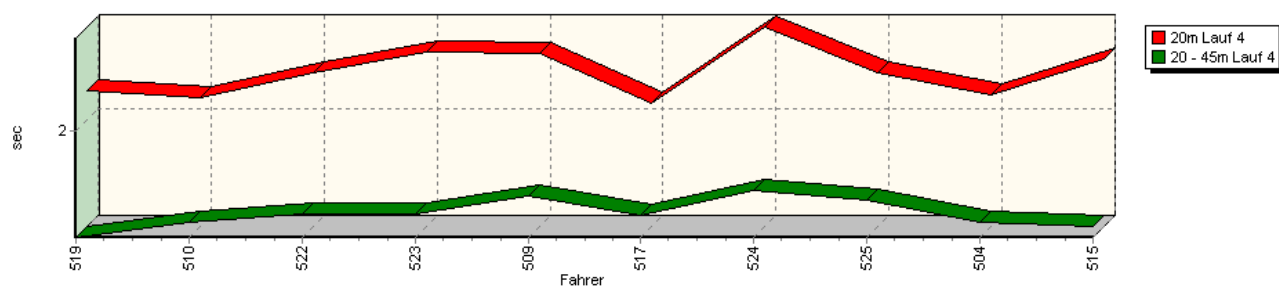


Sektorzeiten & Speeds - Rennen - NSU-Bergpokal

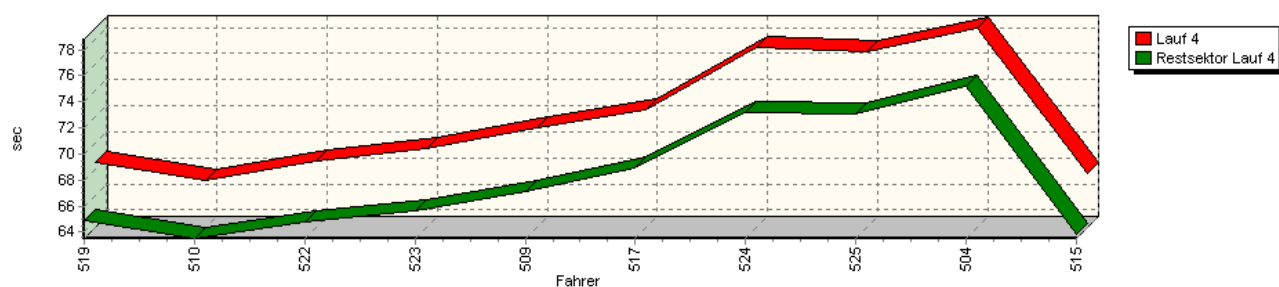
Speed-Diagramm Lauf 4



Sektor-Diagramm (Start) Lauf 4



Sektor-Diagramm (Rest) Lauf 4



Rg.	Nr.	Sektor 1 (20m)	Sektor 2 (20-45m)	Sektor 3	Speed (Ziel)	Laufzeit	Speed (Lauf)
1	519	DAVIDOVIC Jörg					
		NSU TT Davidovic					
		Lauf 1:	00:02.451	00:01.555	01:09.944	137,89 km/h	01:13.950
		Lauf 2:	00:02.258	00:01.444	01:07.400	140,46 km/h	01:11.102
		Lauf 3:	00:02.040	00:01.438	01:04.593	142,20 km/h	01:08.071
		Lauf 4:	00:02.160	00:01.432	01:04.927	142,75 km/h	01:08.519
							98,82 km/h
							102,78 km/h
							107,36 km/h
							106,66 km/h

16. internationales ADAC Glasbachrennen

3. - 4. September 2011

FIA Internationaler Hill Climb Challenge / FIA European Hill Climb Cup

Deutsche Berg-Meisterschaft / DMSB Bergpokal für Tourenwagen

DMSB Bergpokal für Rennsportfahrzeuge / DMSB Classic-Berg-Pokal

Sektorzeiten & Speeds - Rennen - NSU-Bergpokal

Rg.	Nr.		Sektor 1 (20m)	Sektor 2 (20-45m)	Sektor 3	Speed (Ziel)	Laufzeit	Speed (Lauf)
2	510	HOFMANN Steffen	NSU TT					
		Lauf 1:	00:02.951	00:01.908	01:09.444	136,21 km/h	01:14.303	98,35 km/h
		Lauf 2:	00:02.353	00:01.535	01:09.310	136,30 km/h	01:13.198	99,84 km/h
		Lauf 3:	00:02.223	00:01.497	01:03.817	140,06 km/h	01:07.537	108,21 km/h
		Lauf 4:	00:02.121	00:01.514	01:03.513	140,28 km/h	01:07.148	108,83 km/h
3	522	KRYSTOFIAK Thomas	NSU 1200C KWR					
		Lauf 1:	00:02.735	00:01.732	01:09.982	138,42 km/h	01:14.449	98,16 km/h
		Lauf 2:	00:02.426	00:01.574	01:07.916	139,85 km/h	01:11.916	101,62 km/h
		Lauf 3:	00:02.275	00:01.530	01:04.993	141,64 km/h	01:08.798	106,22 km/h
		Lauf 4:	00:02.254	00:01.557	01:04.811	142,38 km/h	01:08.622	106,50 km/h
4	523	KLEINEBERG Frank	NSU 1000					
		Lauf 1:	00:02.206	00:01.509	01:09.982	136,50 km/h	01:13.697	99,16 km/h
		Lauf 2:	00:02.285	00:01.560	01:07.851	136,70 km/h	01:11.696	101,93 km/h
		Lauf 3:	00:02.266	00:01.530	01:05.916	138,41 km/h	01:09.712	104,83 km/h
		Lauf 4:	00:02.365	00:01.557	01:05.639	139,34 km/h	01:09.561	105,06 km/h
5	509	MEURER Karlheinz	NSU TT					
		Lauf 1:	00:03.093	00:01.822	01:17.263	117,21 km/h	01:22.178	88,93 km/h
		Lauf 2:	00:02.267	00:01.587	01:09.840	136,05 km/h	01:13.694	99,17 km/h
		Lauf 3:	00:02.203	00:01.581	01:07.086	138,32 km/h	01:10.870	103,12 km/h
		Lauf 4:	00:02.363	00:01.651	01:07.105	135,34 km/h	01:11.119	102,76 km/h
6	517	VOGEL Michael	NSU TT Davidovic					
		Lauf 1:	00:02.678	00:01.783	01:15.367	130,18 km/h	01:19.828	91,55 km/h
		Lauf 2:	00:02.238	00:01.566	01:11.119	132,27 km/h	01:14.923	97,54 km/h
		Lauf 3:	00:02.153	00:01.568	01:09.531	134,10 km/h	01:13.252	99,76 km/h
		Lauf 4:	00:02.089	00:01.553	01:08.927	134,09 km/h	01:12.569	100,70 km/h
7	524	SCHWALBE Wolfgang	NSU TT					
		Lauf 1:	00:02.426	00:01.715	01:17.507	134,07 km/h	01:21.648	89,51 km/h
		Lauf 2:	00:02.199	00:01.644	01:16.315	135,49 km/h	01:20.158	91,17 km/h
		Lauf 3:	00:02.117	00:01.626	01:12.371	137,13 km/h	01:16.114	96,01 km/h
		Lauf 4:	00:02.501	00:01.688	01:13.160	137,71 km/h	01:17.349	94,48 km/h
8	525	MARX Wolfgang	NSU TT Davidovic-Racing					
		Lauf 1:	00:02.529	00:01.740	01:18.380	129,82 km/h	01:22.649	88,42 km/h
		Lauf 2:	00:02.184	00:01.603	01:15.944	130,38 km/h	01:19.731	91,66 km/h
		Lauf 3:	00:02.187	00:01.612	01:13.491	132,61 km/h	01:17.290	94,55 km/h
		Lauf 4:	00:02.257	00:01.631	01:13.104	132,27 km/h	01:16.992	94,92 km/h
9	504	SZOTT Roman	NSU TT					
		Lauf 1:	00:03.220	00:01.974	01:28.110	116,89 km/h	01:33.304	78,32 km/h
		Lauf 2:	00:02.115	00:01.558	01:18.269	128,04 km/h	01:21.942	89,19 km/h
		Lauf 3:	00:02.218	00:01.552	01:14.110	131,43 km/h	01:17.880	93,84 km/h
		Lauf 4:	00:02.139	00:01.511	01:15.165	129,53 km/h	01:18.815	92,72 km/h
10	515	SCHINDLER Uwe	NSU KWR					
		Lauf 1:	00:02.702	00:01.682	01:09.828	140,87 km/h	01:14.212	98,48 km/h
		Lauf 2:	00:02.378	00:01.493	04:01.255	136,10 km/h	04:05.126	29,81 km/h
		Lauf 3:	00:02.239	00:01.533	01:05.333	143,19 km/h	01:09.105	105,75 km/h
		Lauf 4:	00:02.329	00:01.491	01:03.818	143,40 km/h	01:07.638	108,05 km/h