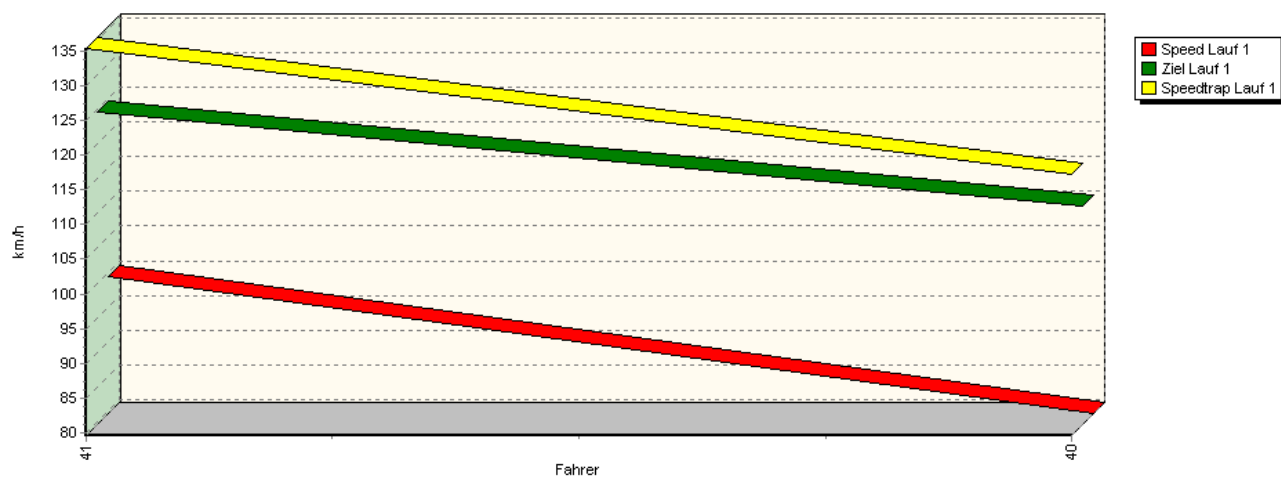
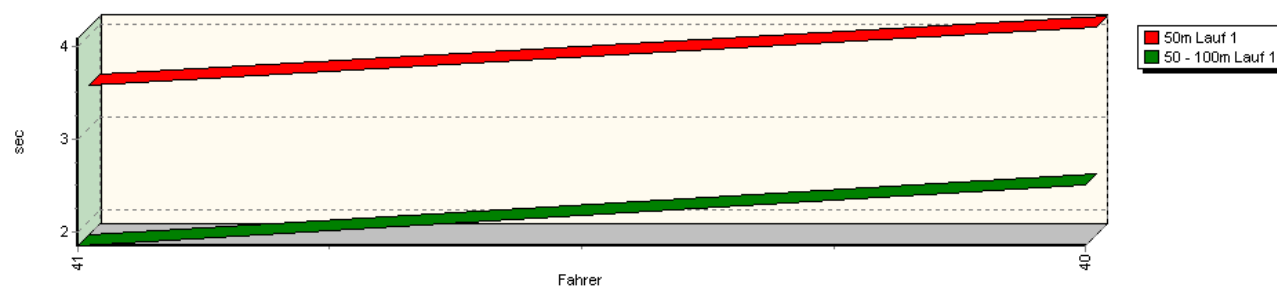


Sektorzeiten & Speeds - Training - Division II

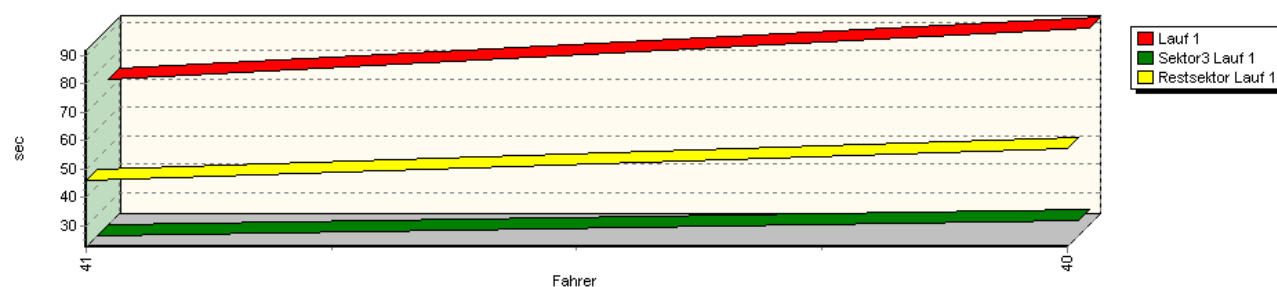
Speed-Diagramm Lauf 1



Sektor-Diagramm (Start) Lauf 1

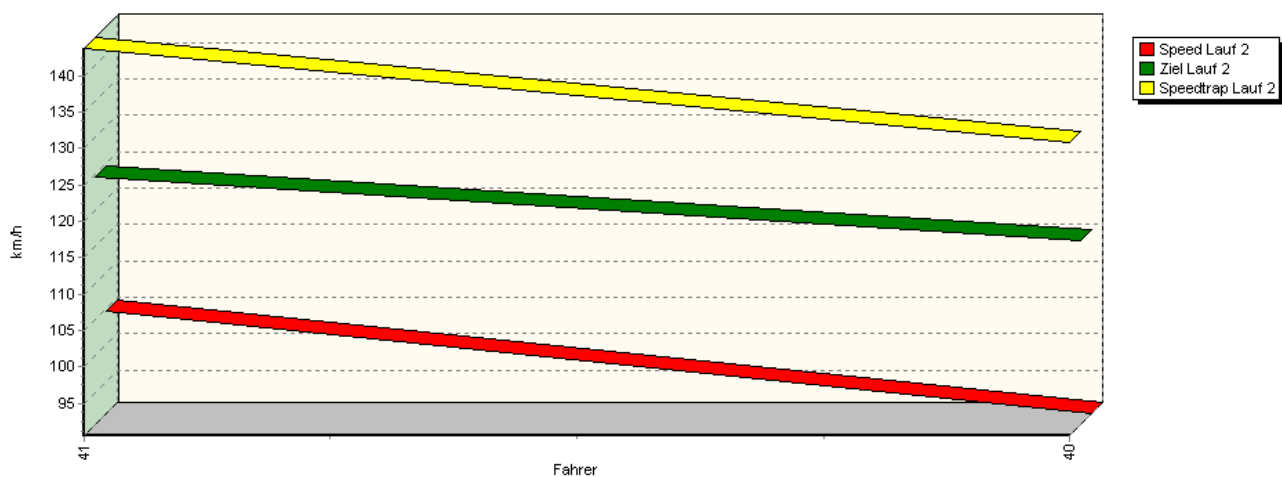


Sektor-Diagramm (Rest) Lauf 1

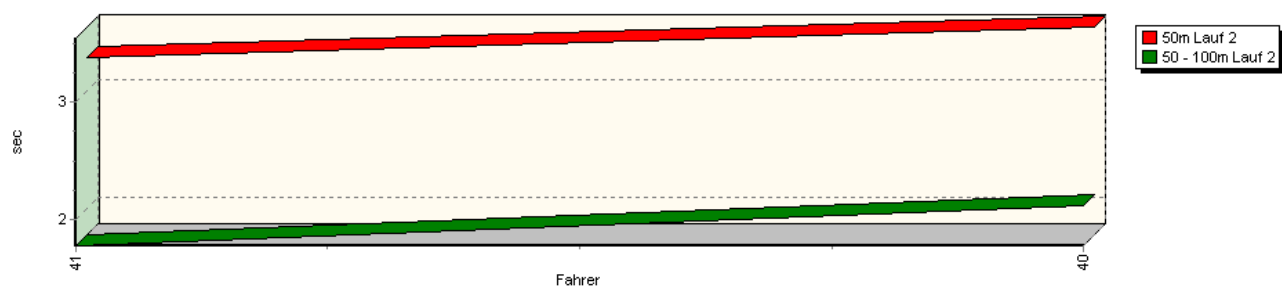


Sektorzeiten & Speeds - Training - Division II

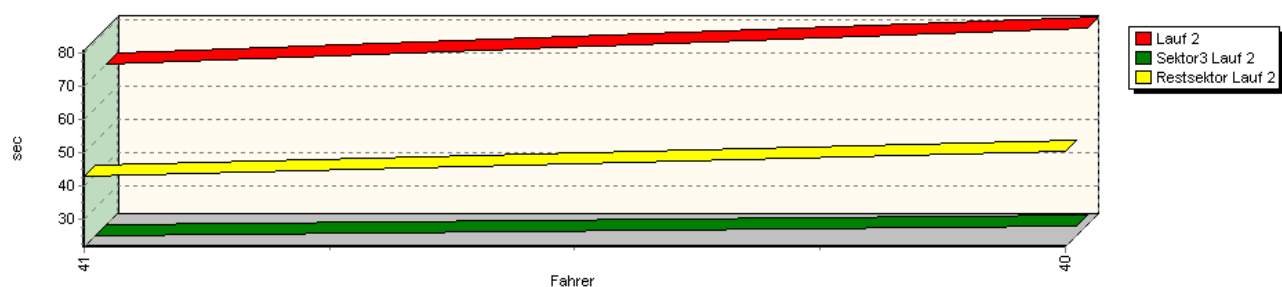
Speed-Diagramm Lauf 2



Sektor-Diagramm (Start) Lauf 2

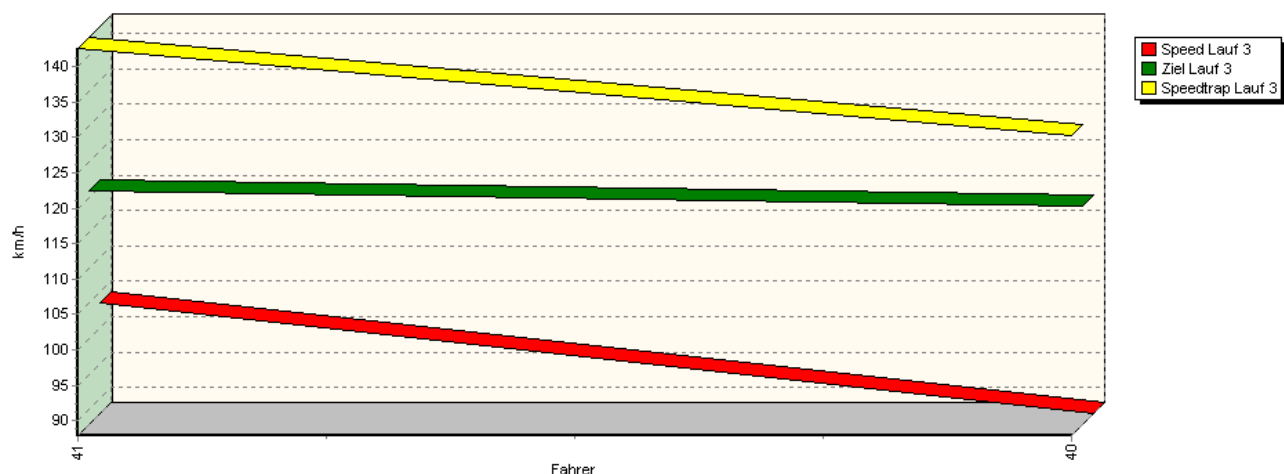


Sektor-Diagramm (Rest) Lauf 2

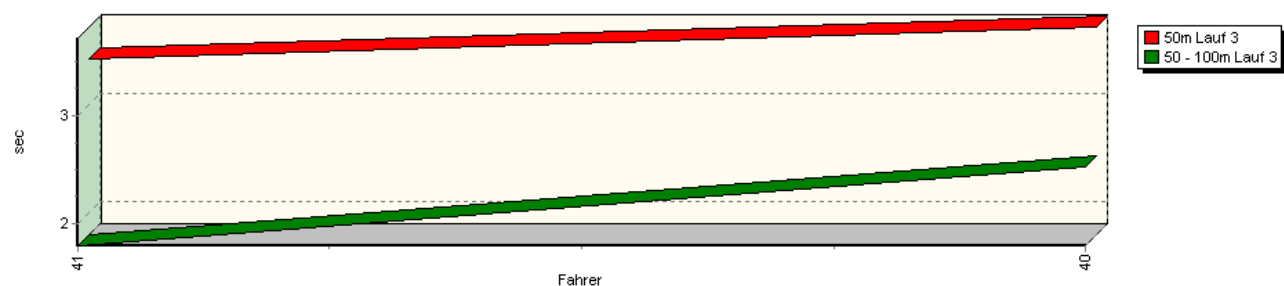


Sektorzeiten & Speeds - Training - Division II

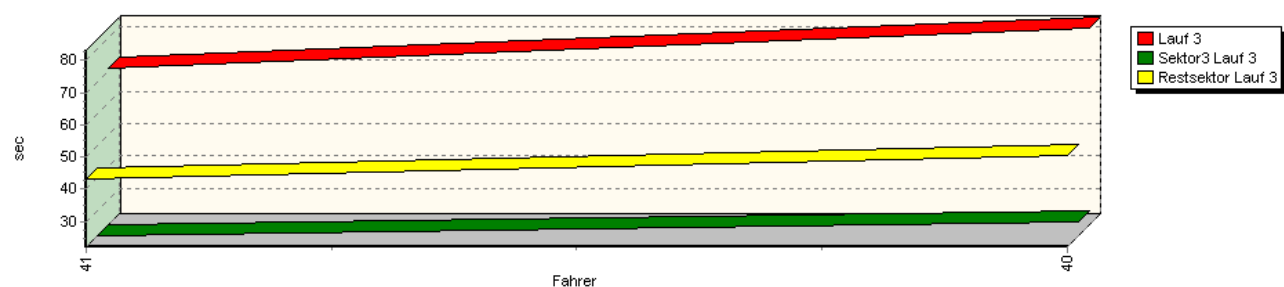
Speed-Diagramm Lauf 3



Sektor-Diagramm (Start) Lauf 3

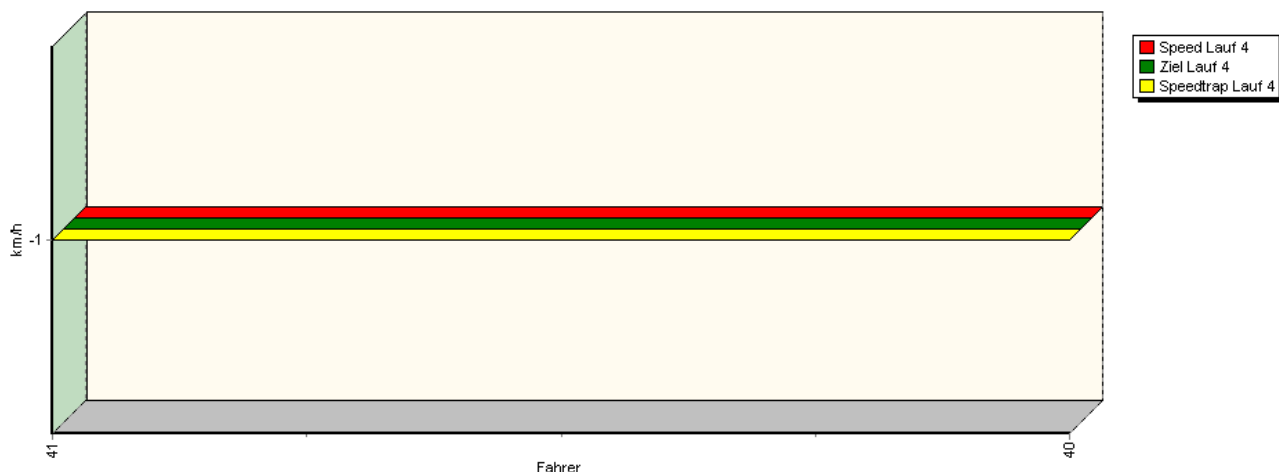


Sektor-Diagramm (Rest) Lauf 3

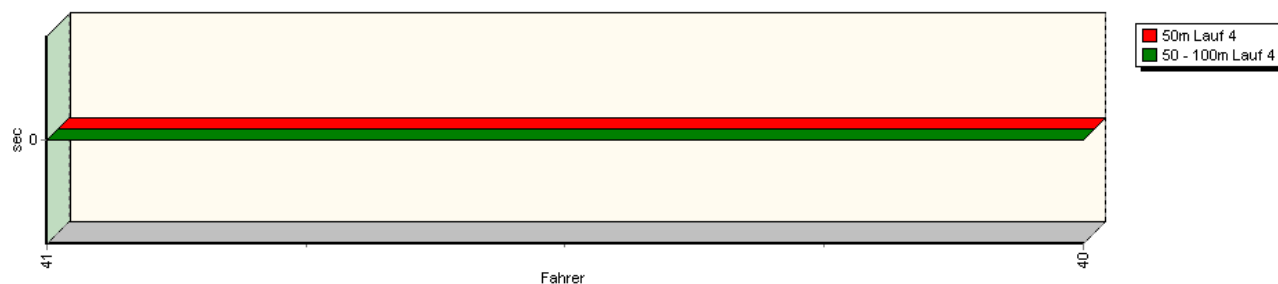


Sektorzeiten & Speeds - Training - Division II

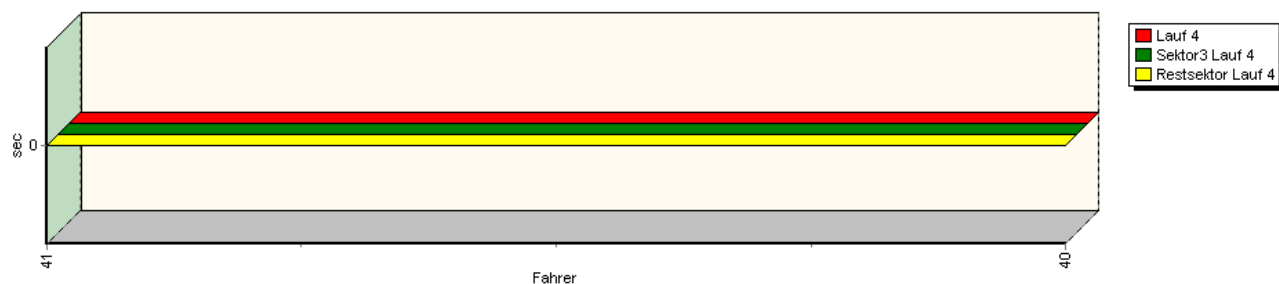
Speed-Diagramm Lauf 4



Sektor-Diagramm (Start) Lauf 4



Sektor-Diagramm (Rest) Lauf 4

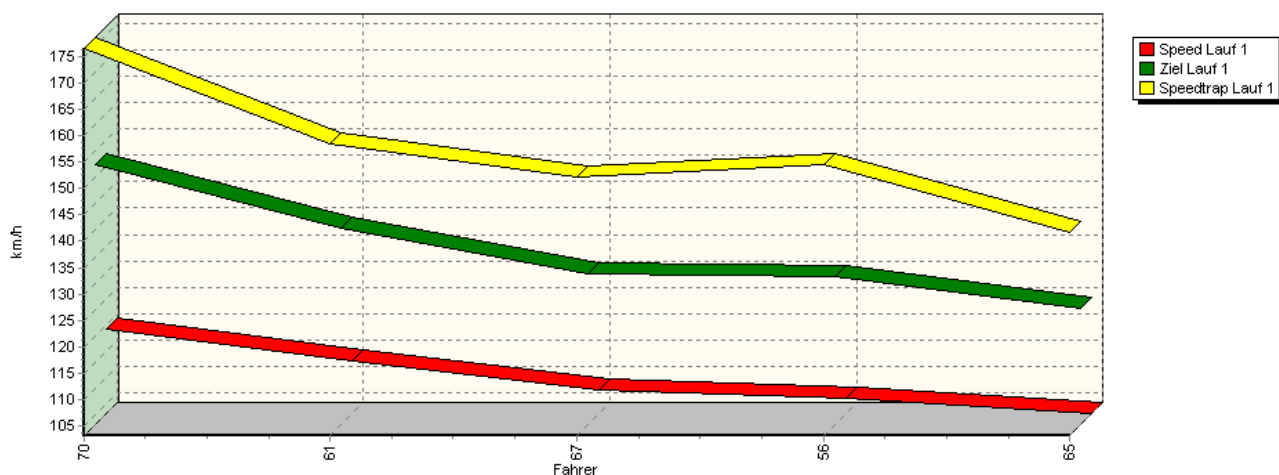


Rg.	Nr.	Sektor 1 (50m)	Sektor 2 (50-100m)	Sektor 3	Speed Trap	Sektor 4	Speed (Ziel)	Laufzeit	Speed (Lauf)	
1	41	KAUFEL Uwe		Pedrazza C/3 M92						
		Lauf 1:	00:03.455	00:01.845	00:22.607	135,32 km/h	00:45.747	124,52 km/h	01:13.654	99,22 km/h
		Lauf 2:	00:03.291	00:01.778	00:21.792	143,72 km/h	00:42.943	124,51 km/h	01:09.804	104,69 km/h
		Lauf 3:	00:03.428	00:01.790	00:22.128	142,60 km/h	00:43.234	120,88 km/h	01:10.580	103,54 km/h
		Lauf 4:	*	*	*	* km/h	*	* km/h	*	* km/h

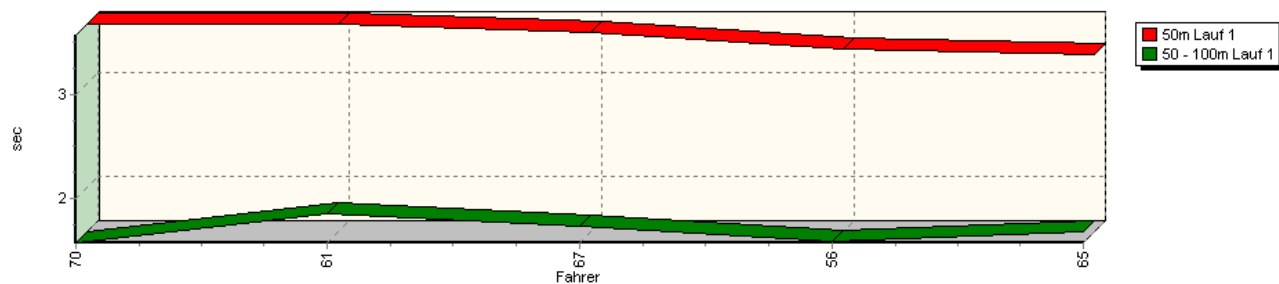
Sektorzeiten & Speeds - Training - Division II

Rg.	Nr.	Sektor 1 (50m)	Sektor 2 (50-100m)	Sektor 3	Speed Trap	Sektor 4	Speed (Ziel)	Laufzeit	Speed (Lauf)	
2	40	SIEBERT Gerhard		Osella PA 18						
		Lauf 1:	00:04.084	00:02.497	00:28.102	117,12 km/h	00:57.097	111,00 km/h	01:31.780	79,62 km/h
		Lauf 2:	00:03.549	00:02.119	00:24.685	130,90 km/h	00:50.299	115,79 km/h	01:20.652	90,61 km/h
		Lauf 3:	00:03.722	00:02.527	00:26.375	130,24 km/h	00:50.528	118,84 km/h	01:23.152	87,89 km/h
		Lauf 4:	*	*	*	* km/h	*	* km/h	*	* km/h

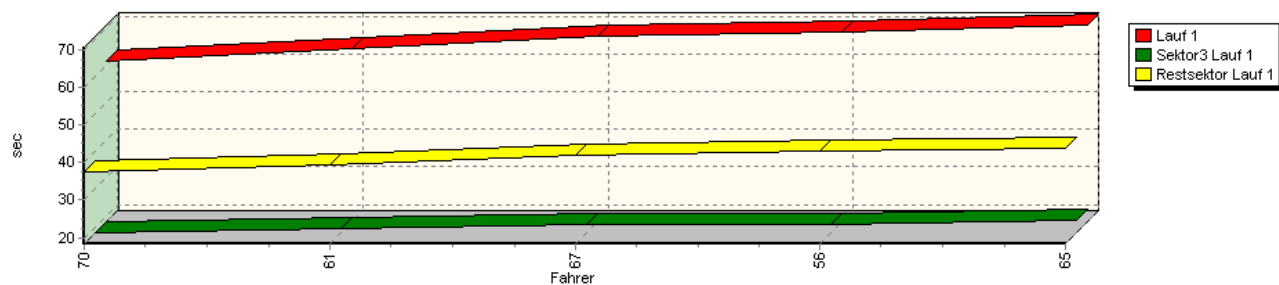
Speed-Diagramm Lauf 1



Sektor-Diagramm (Start) Lauf 1

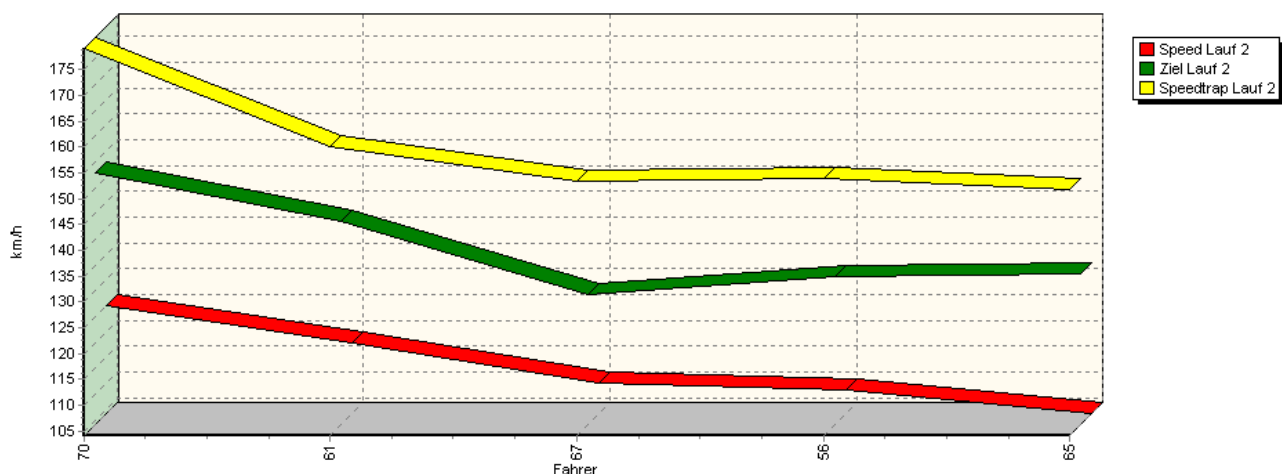


Sektor-Diagramm (Rest) Lauf 1

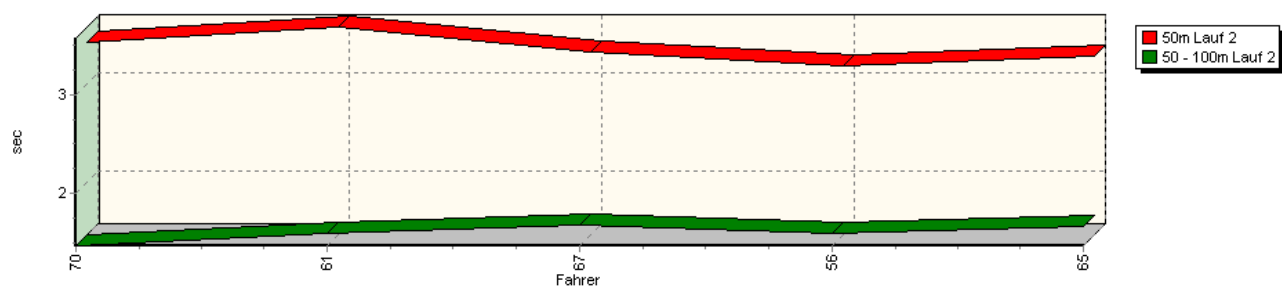


Sektorzeiten & Speeds - Training - Division II

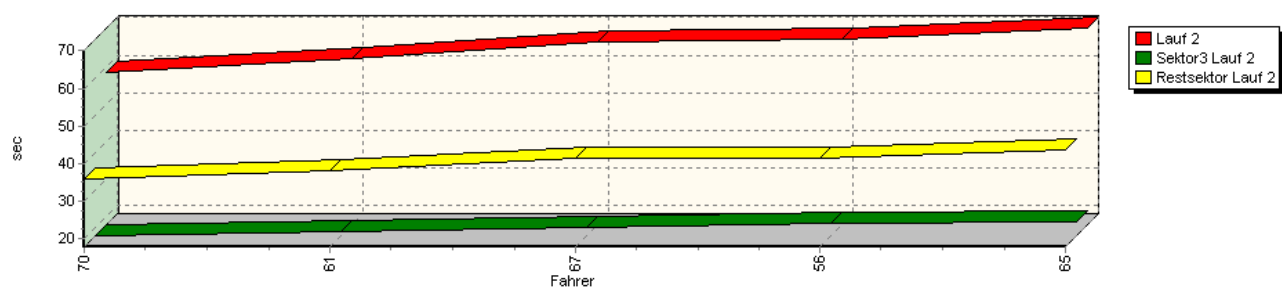
Speed-Diagramm Lauf 2



Sektor-Diagramm (Start) Lauf 2

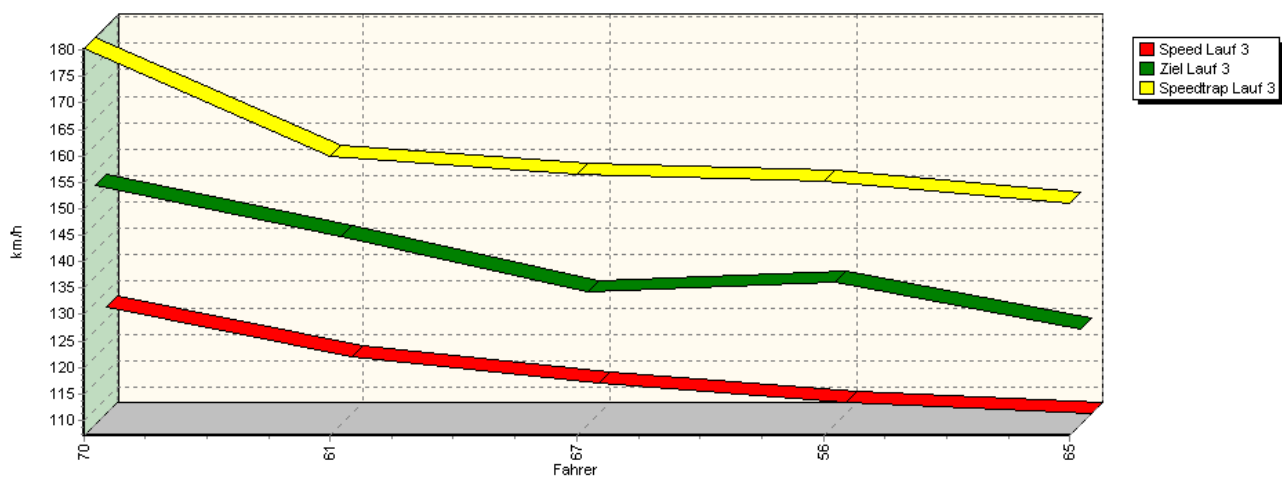


Sektor-Diagramm (Rest) Lauf 2

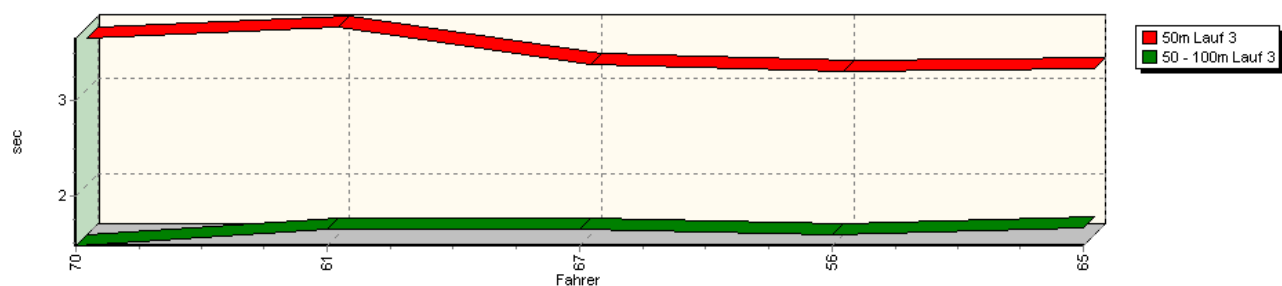


Sektorzeiten & Speeds - Training - Division II

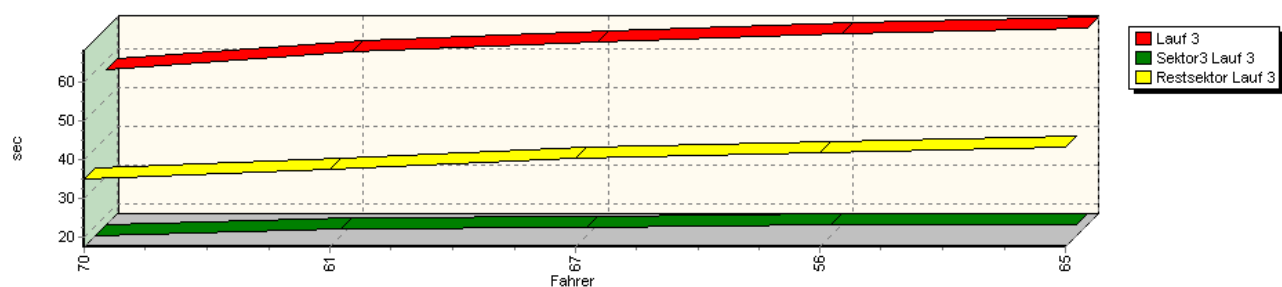
Speed-Diagramm Lauf 3



Sektor-Diagramm (Start) Lauf 3

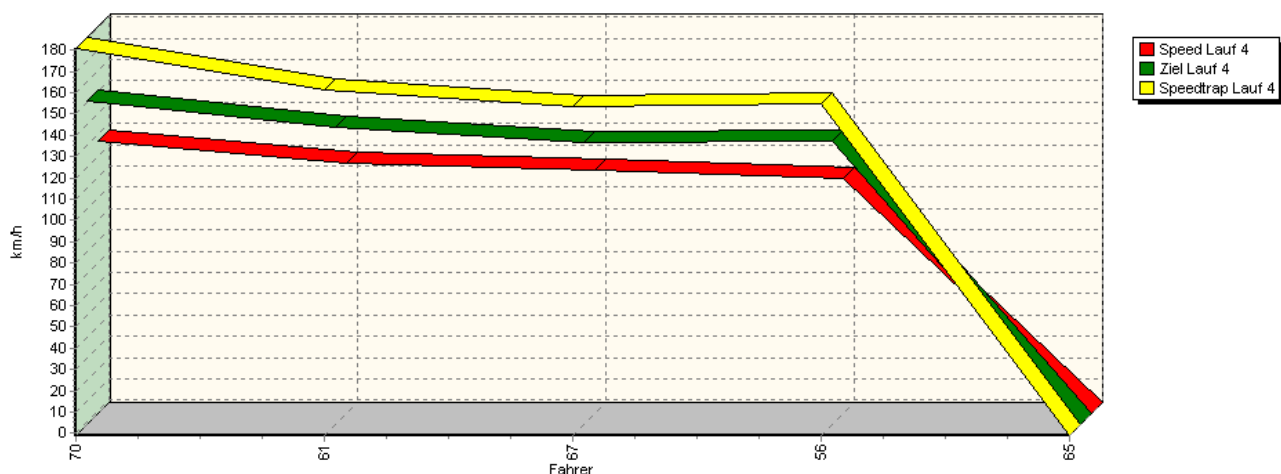


Sektor-Diagramm (Rest) Lauf 3

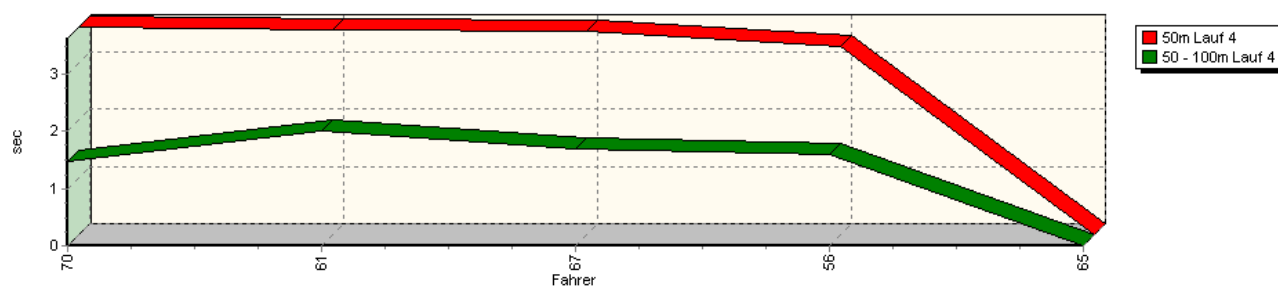


Sektorzeiten & Speeds - Training - Division II

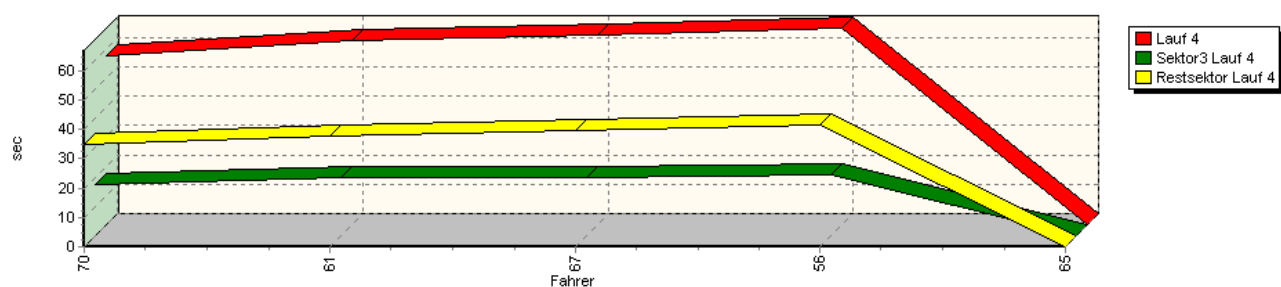
Speed-Diagramm Lauf 4



Sektor-Diagramm (Start) Lauf 4



Sektor-Diagramm (Rest) Lauf 4



Rg.	Nr.		Sektor 1 (50m)	Sektor 2 (50-100m)	Sektor 3	Speed Trap	Sektor 4	Speed (Ziel)	Laufzeit	Speed (Lauf)
1	70	LANG Uwe		Osella PA 20S						
		Lauf 1:	00:03.566	00:01.583	00:18.362	176,47 km/h	00:37.745	152,52 km/h	01:01.256	119,30 km/h
		Lauf 2:	00:03.424	00:01.464	00:17.773	179,14 km/h	00:35.842	152,80 km/h	00:58.503	124,92 km/h
		Lauf 3:	00:03.544	00:01.471	00:17.440	180,32 km/h	00:34.997	152,37 km/h	00:57.452	127,20 km/h
		Lauf 4:	00:03.630	00:01.487	00:17.525	180,80 km/h	00:34.839	151,19 km/h	00:57.481	127,14 km/h




43. Osnabrücker ADAC Bergrennen

21. und 22. August 2010

Deutsche Bergmeisterschaft 2010

DMSB Bergpokal für Tourenwagen und Rennsportfahrzeuge

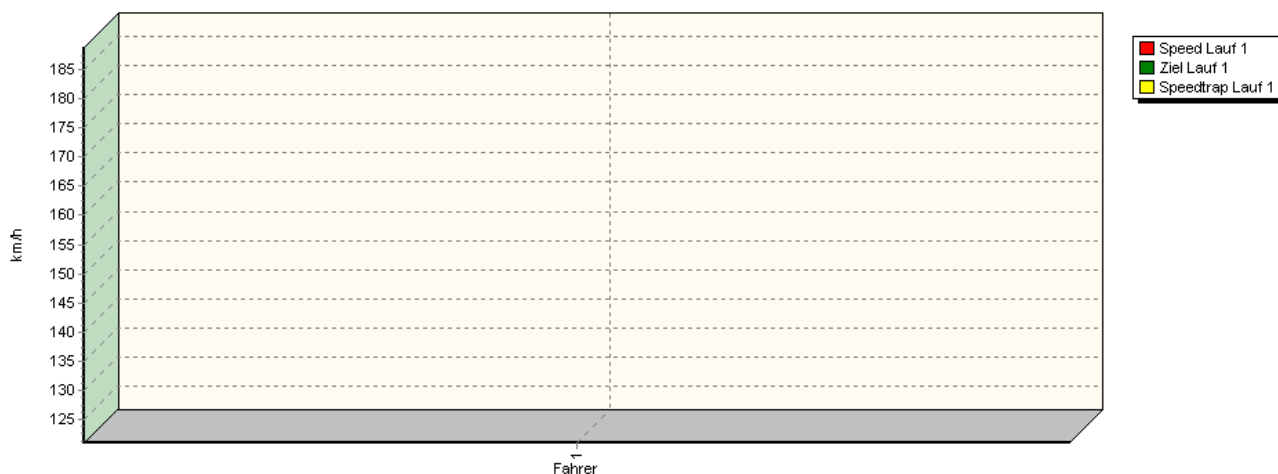
DMSB Classic-Berg-Pokal - KW Gruppe H Berg-Cup



Sektorzeiten & Speeds - Training - Division II

Rg.	Nr.		Sektor 1 (50m)	Sektor 2 (50-100m)	Sektor 3	Speed Trap	Sektor 4	Speed (Ziel)	Laufzeit	Speed (Lauf)
2	61	OLBRICH Georg		Osella PA 21P						
		Lauf 1:	00:03.566	00:01.856	00:19.523	158,45 km/h	00:39.584	140,36 km/h	01:04.529	113,25 km/h
		Lauf 2:	00:03.584	00:01.596	00:18.926	160,19 km/h	00:37.884	143,58 km/h	01:01.990	117,89 km/h
		Lauf 3:	00:03.664	00:01.651	00:19.152	159,84 km/h	00:37.584	142,74 km/h	01:02.051	117,77 km/h
		Lauf 4:	00:03.570	00:02.003	00:19.650	161,02 km/h	00:37.590	138,80 km/h	01:02.813	116,34 km/h
3	67	MÜLLER Urs		Argo IM21						
		Lauf 1:	00:03.484	00:01.744	00:20.462	152,23 km/h	00:42.163	131,75 km/h	01:07.853	107,70 km/h
		Lauf 2:	00:03.328	00:01.677	00:19.959	153,50 km/h	00:41.440	129,31 km/h	01:06.404	110,05 km/h
		Lauf 3:	00:03.270	00:01.648	00:19.439	156,43 km/h	00:40.373	132,24 km/h	01:04.730	112,90 km/h
		Lauf 4:	00:03.567	00:01.698	00:19.677	153,59 km/h	00:39.685	131,30 km/h	01:04.627	113,08 km/h
4	56	LETMADE Bernd		Norma M20						
		Lauf 1:	00:03.330	00:01.598	00:20.713	154,48 km/h	00:43.171	131,30 km/h	01:08.812	106,20 km/h
		Lauf 2:	00:03.184	00:01.588	00:20.929	153,93 km/h	00:41.537	132,94 km/h	01:07.238	108,69 km/h
		Lauf 3:	00:03.193	00:01.583	00:20.301	155,29 km/h	00:41.804	133,94 km/h	01:06.881	109,27 km/h
		Lauf 4:	00:03.290	00:01.599	00:20.563	154,85 km/h	00:41.532	131,78 km/h	01:06.984	109,10 km/h
5	65	KÖPPEL Rolf		Norma BMW M14						
		Lauf 1:	00:03.277	00:01.691	00:21.856	141,64 km/h	00:43.969	125,21 km/h	01:10.793	103,23 km/h
		Lauf 2:	00:03.287	00:01.667	00:21.483	151,70 km/h	00:43.730	133,43 km/h	01:10.167	104,15 km/h
		Lauf 3:	00:03.219	00:01.654	00:20.253	150,98 km/h	00:43.115	125,16 km/h	01:08.241	107,09 km/h
		Lauf 4:	*	*	*	* km/h	*	* km/h	*	* km/h

Speed-Diagramm Lauf 1






43. Osnabrücker ADAC Bergrennen

21. und 22. August 2010

Deutsche Bergmeisterschaft 2010

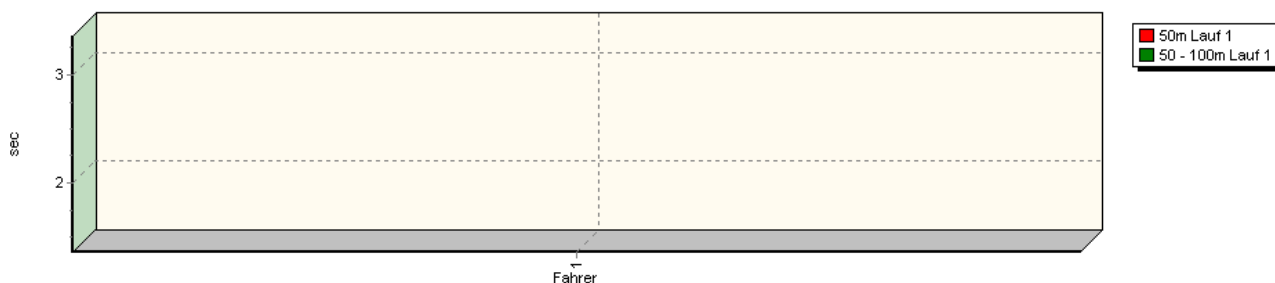
DMSB Bergpokal für Tourenwagen und Rennsportfahrzeuge

DMSB Classic-Berg-Pokal - KW Gruppe H Berg-Cup

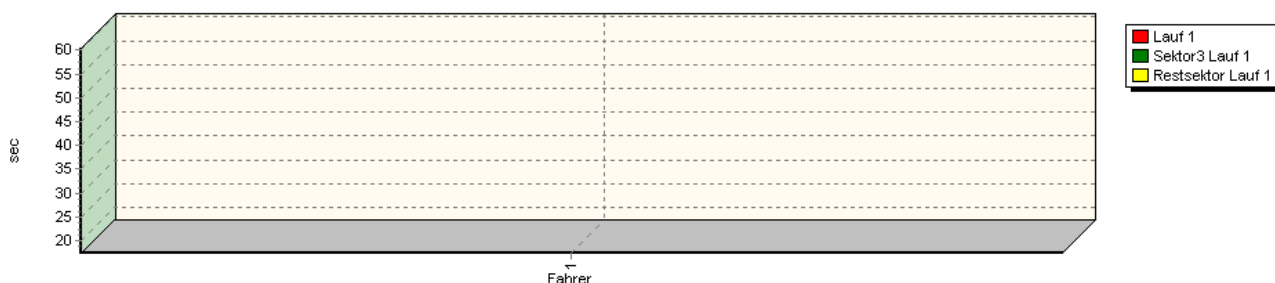


Sektorzeiten & Speeds - Training - Division II

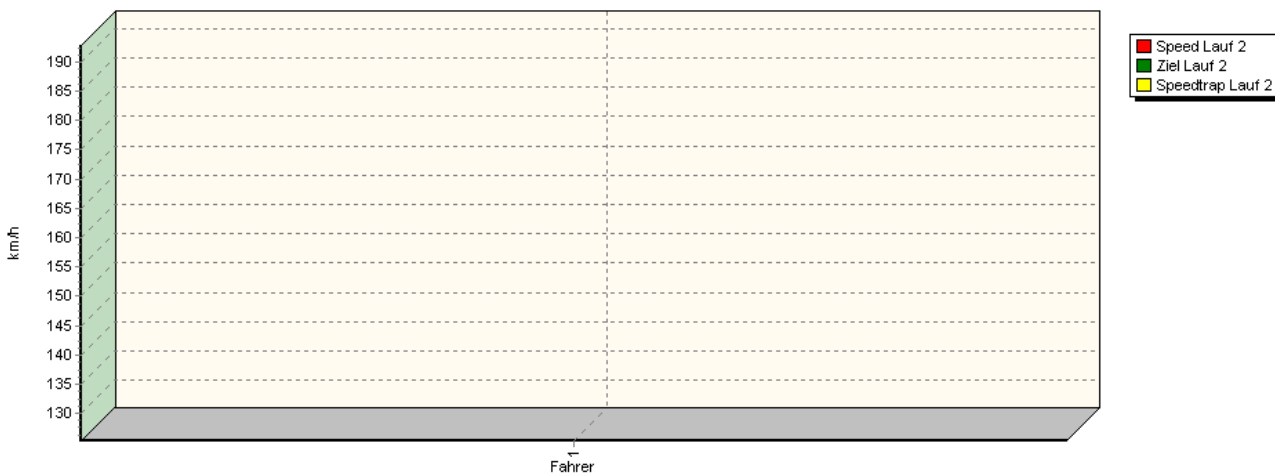
Sektor-Diagramm (Start) Lauf 1



Sektor-Diagramm (Rest) Lauf 1



Speed-Diagramm Lauf 2






43. Osnabrücker ADAC Bergrennen

21. und 22. August 2010

Deutsche Bergmeisterschaft 2010

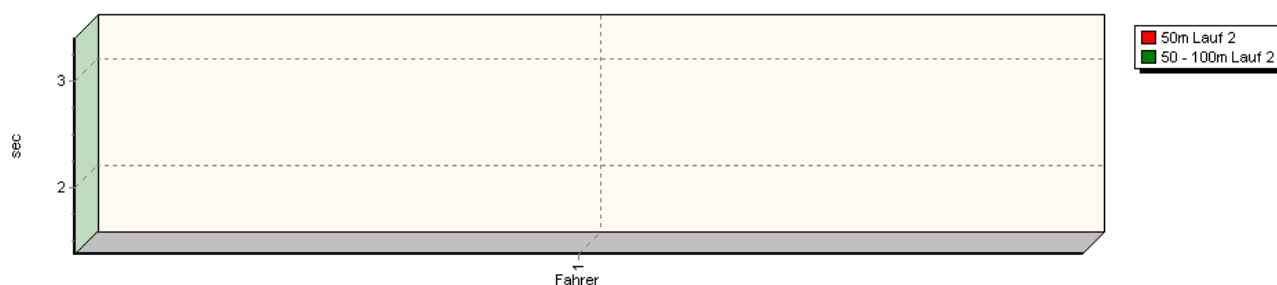
DMSB Bergpokal für Tourenwagen und Rennsportfahrzeuge

DMSB Classic-Berg-Pokal - KW Gruppe H Berg-Cup

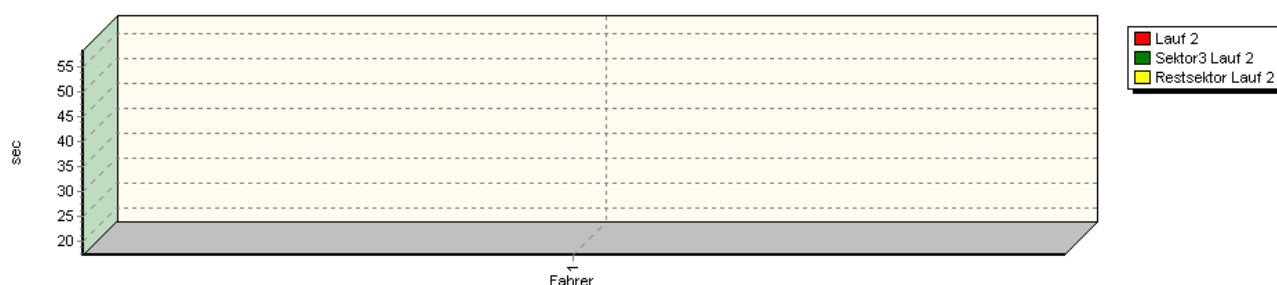


Sektorzeiten & Speeds - Training - Division II

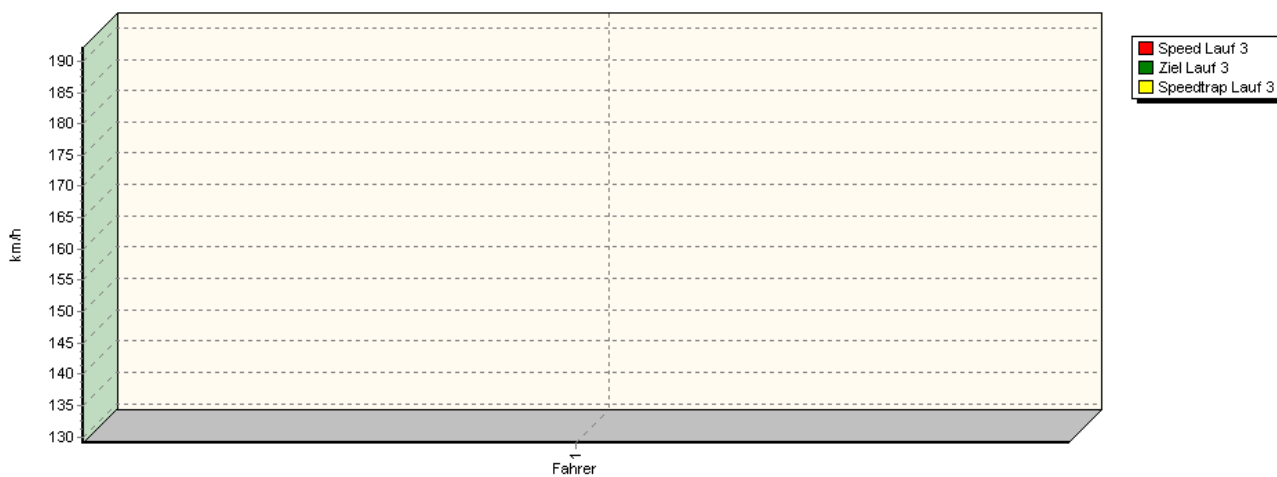
Sektor-Diagramm (Start) Lauf 2



Sektor-Diagramm (Rest) Lauf 2



Speed-Diagramm Lauf 3






43. Osnabrücker ADAC Bergrennen

21. und 22. August 2010

Deutsche Bergmeisterschaft 2010

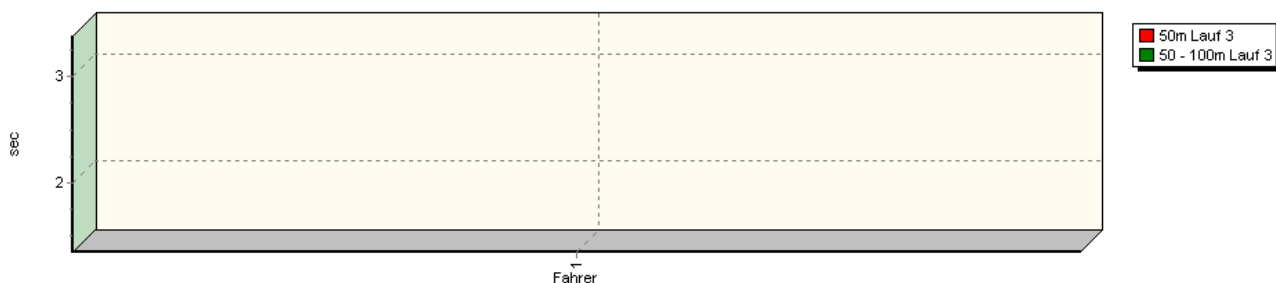
DMSB Bergpokal für Tourenwagen und Rennsportfahrzeuge

DMSB Classic-Berg-Pokal - KW Gruppe H Berg-Cup

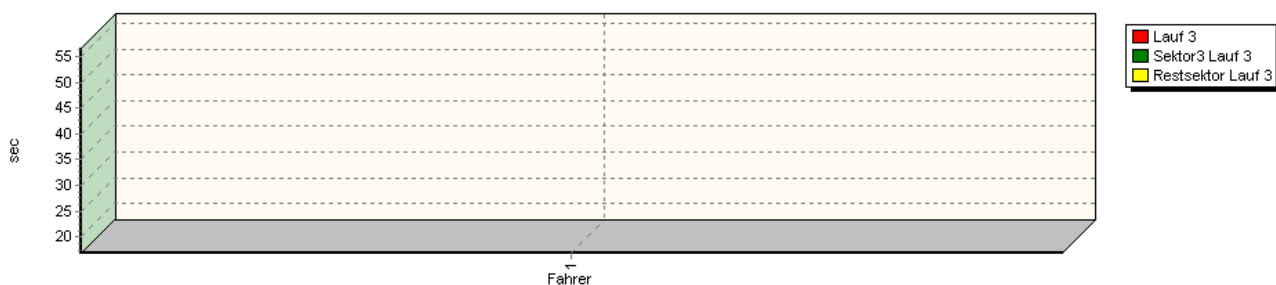


Sektorzeiten & Speeds - Training - Division II

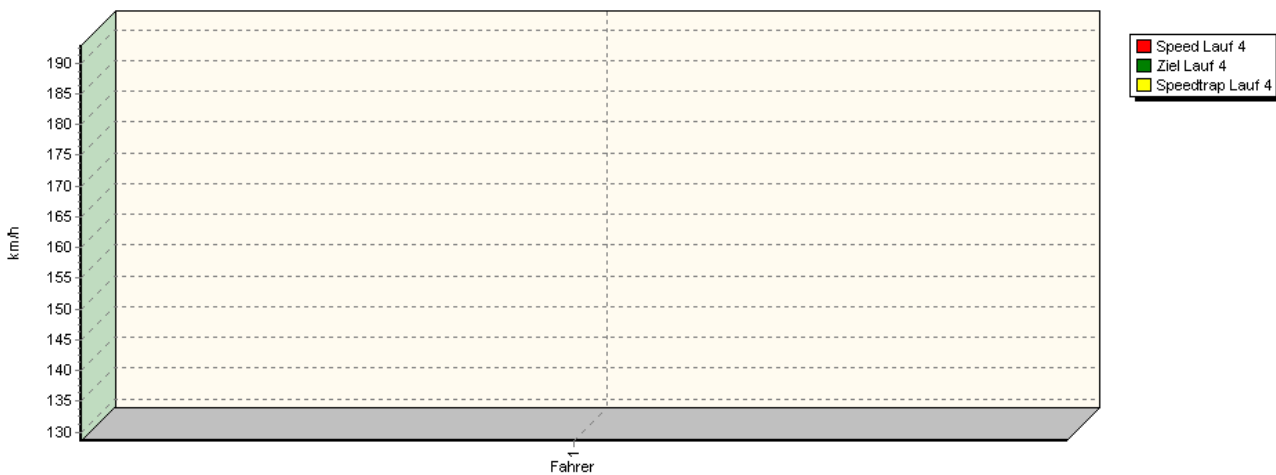
Sektor-Diagramm (Start) Lauf 3



Sektor-Diagramm (Rest) Lauf 3



Speed-Diagramm Lauf 4






43. Osnabrücker ADAC Bergrennen

21. und 22. August 2010

Deutsche Bergmeisterschaft 2010

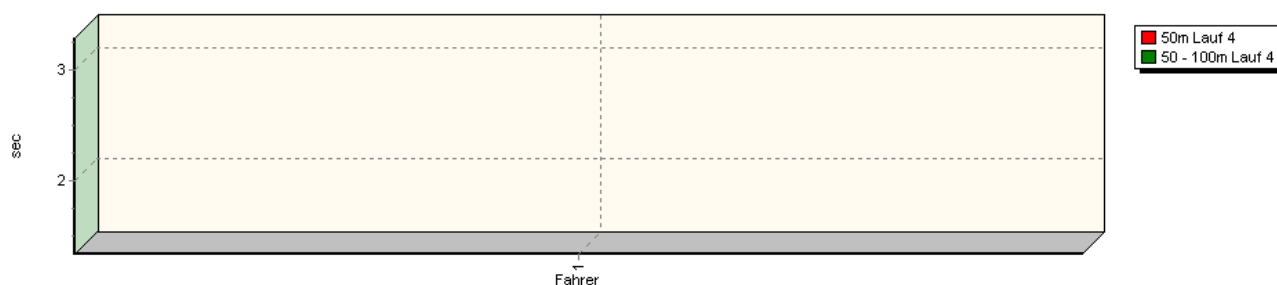
DMSB Bergpokal für Tourenwagen und Rennsportfahrzeuge

DMSB Classic-Berg-Pokal - KW Gruppe H Berg-Cup

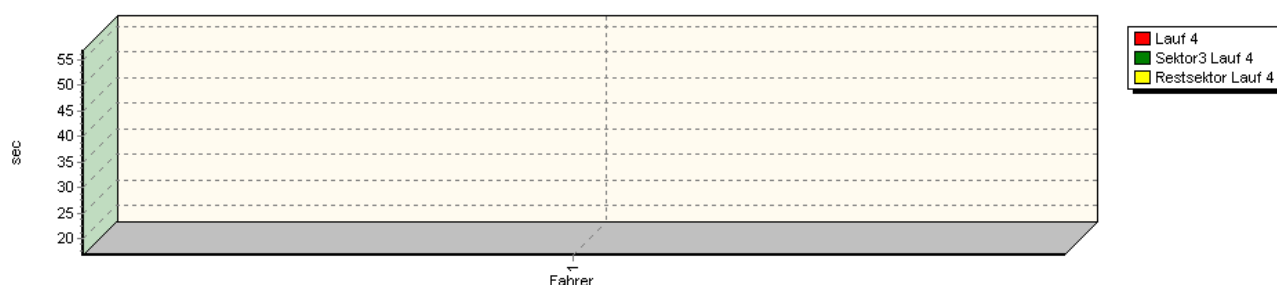


Sektorzeiten & Speeds - Training - Division II

Sektor-Diagramm (Start) Lauf 4



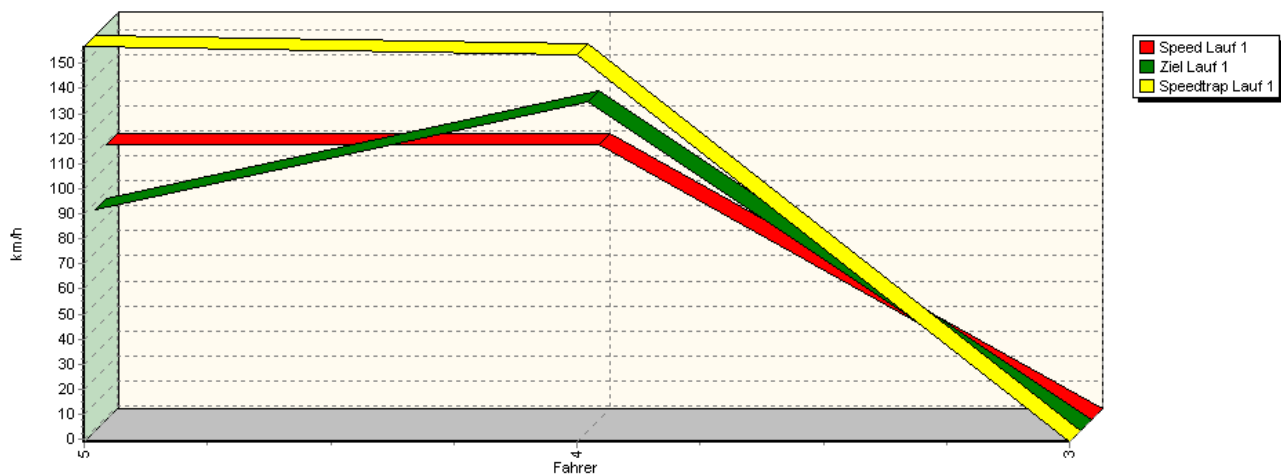
Sektor-Diagramm (Rest) Lauf 4



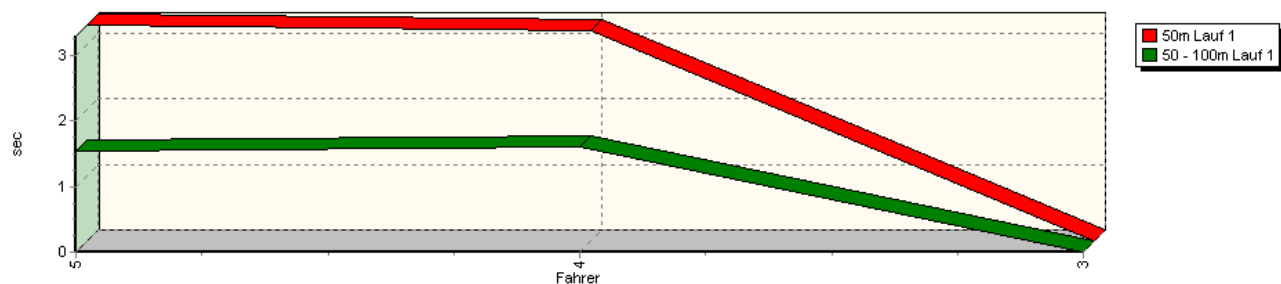
Rg.	Nr.		Sektor 1 (50m)	Sektor 2 (50-100m)	Sektor 3	Speed Trap	Sektor 4	Speed (Ziel)	Laufzeit	Speed (Lauf)
1	1	DEMUTH Guy		G-Force Reynard						
		Lauf 1:	00:03.351	00:01.364	00:17.369	188,83 km/h	00:38.340	145,36 km/h	01:00.424	120,95 km/h
		Lauf 2:	00:03.400	00:01.384	00:17.222	192,81 km/h	00:36.322	147,06 km/h	00:58.328	125,29 km/h
		Lauf 3:	00:03.367	00:01.360	00:16.834	192,18 km/h	00:35.068	153,01 km/h	00:56.629	129,05 km/h
		Lauf 4:	00:03.280	00:01.346	00:16.805	192,82 km/h	00:35.398	150,66 km/h	00:56.829	128,60 km/h

Sektorzeiten & Speeds - Training - Division II

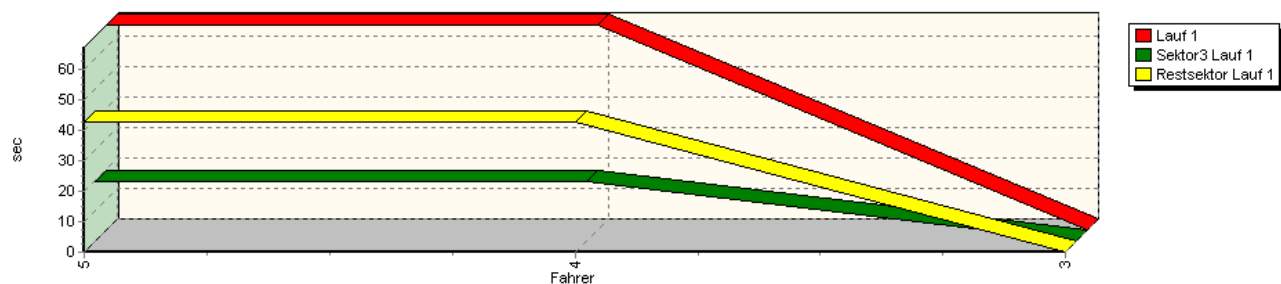
Speed-Diagramm Lauf 1



Sektor-Diagramm (Start) Lauf 1

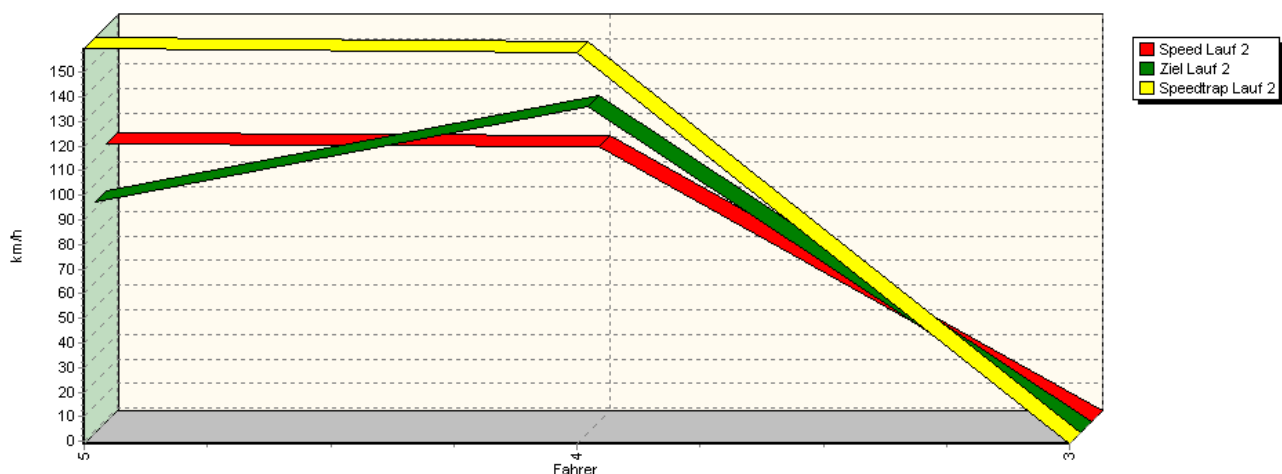


Sektor-Diagramm (Rest) Lauf 1

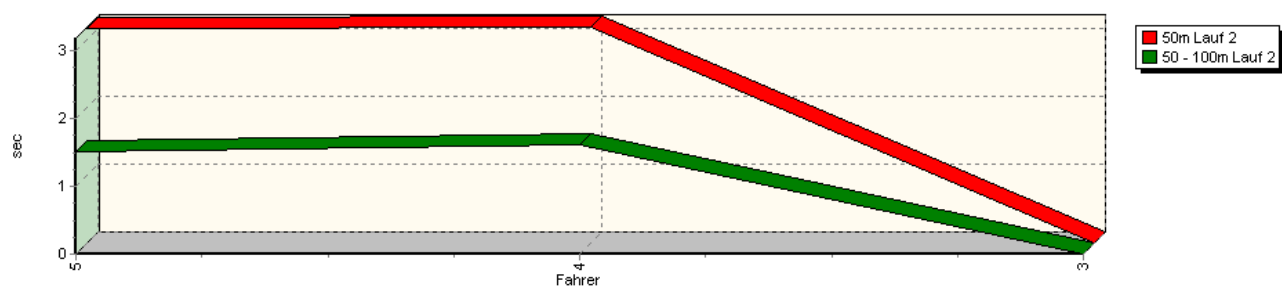


Sektorzeiten & Speeds - Training - Division II

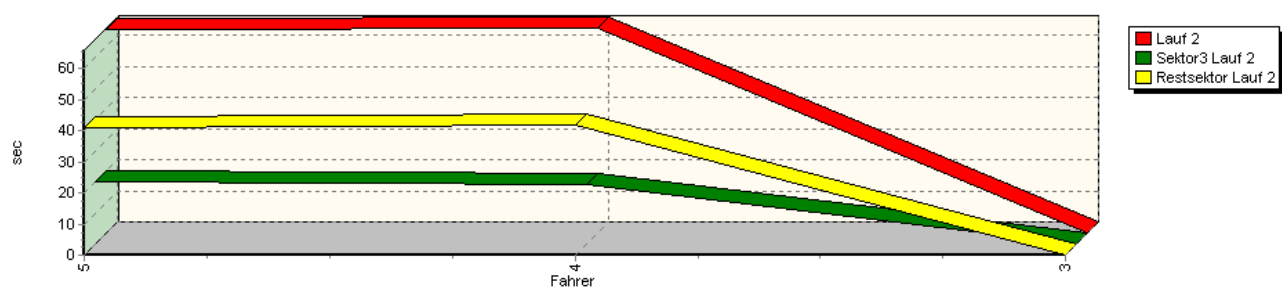
Speed-Diagramm Lauf 2



Sektor-Diagramm (Start) Lauf 2

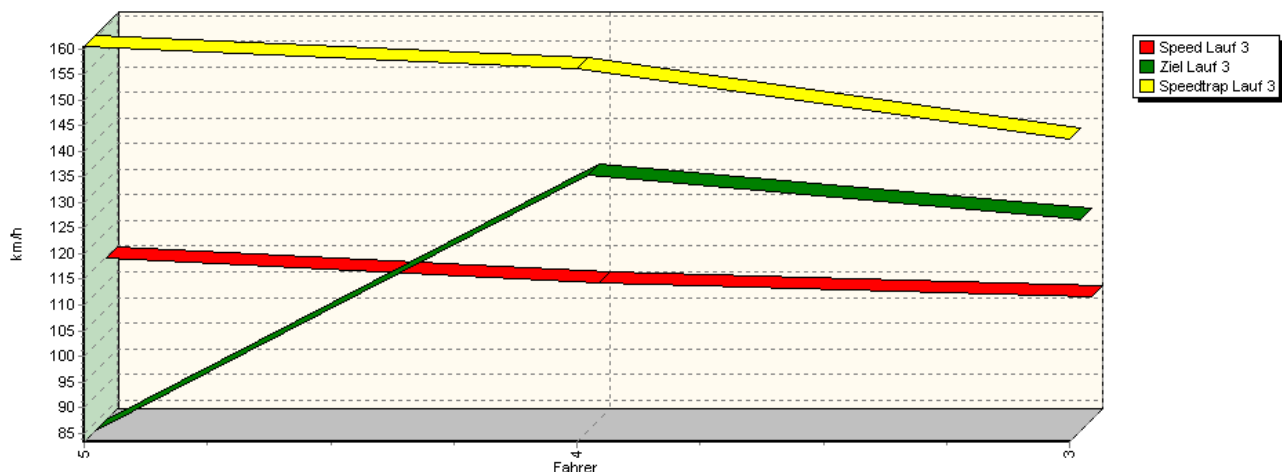


Sektor-Diagramm (Rest) Lauf 2

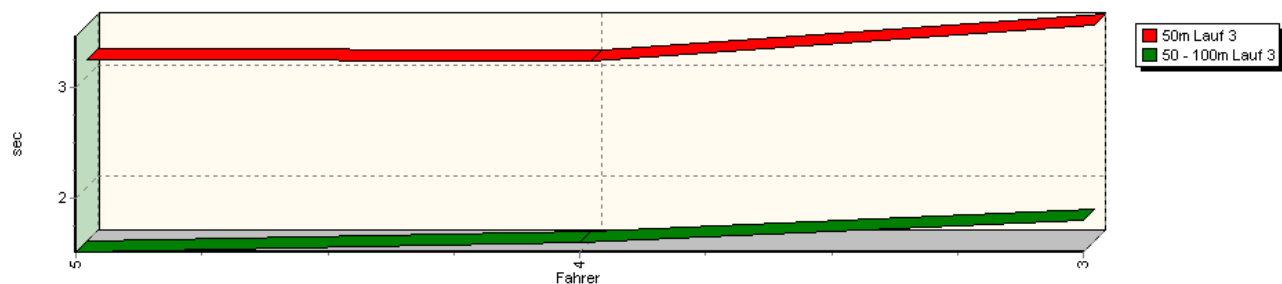


Sektorzeiten & Speeds - Training - Division II

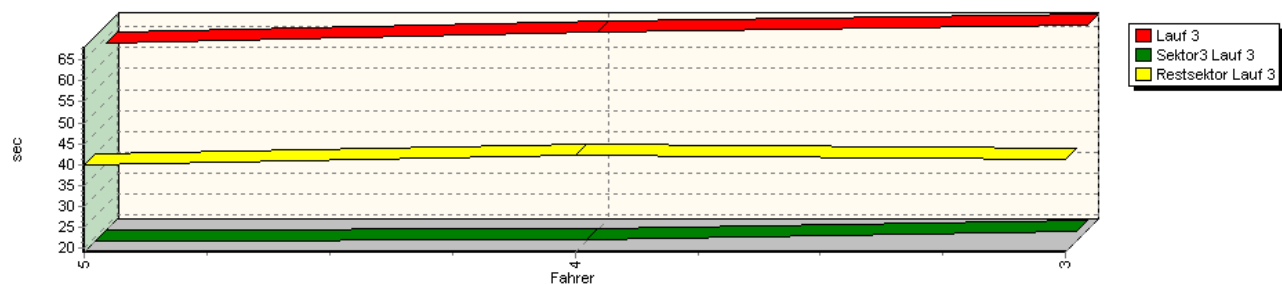
Speed-Diagramm Lauf 3



Sektor-Diagramm (Start) Lauf 3

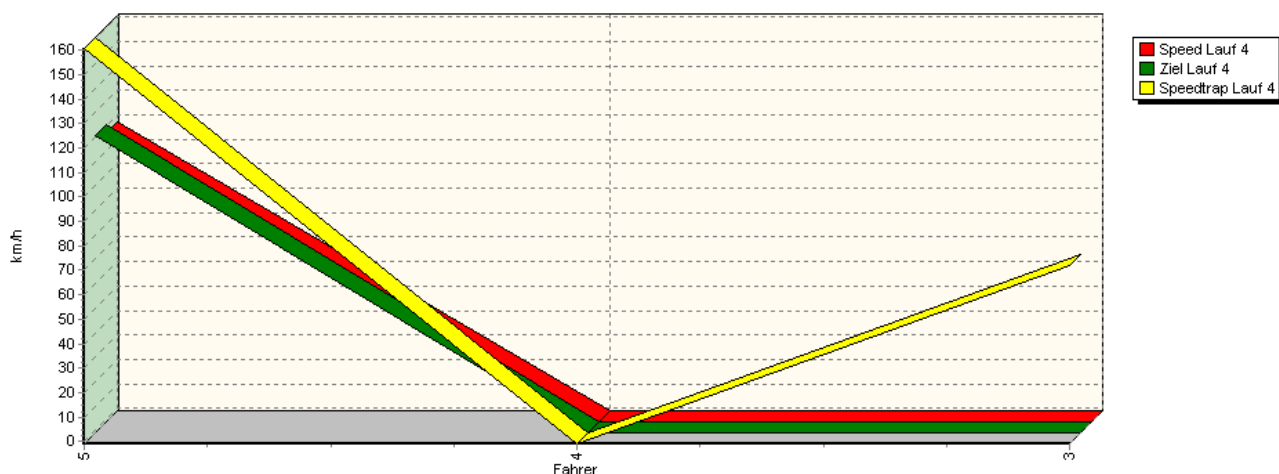


Sektor-Diagramm (Rest) Lauf 3

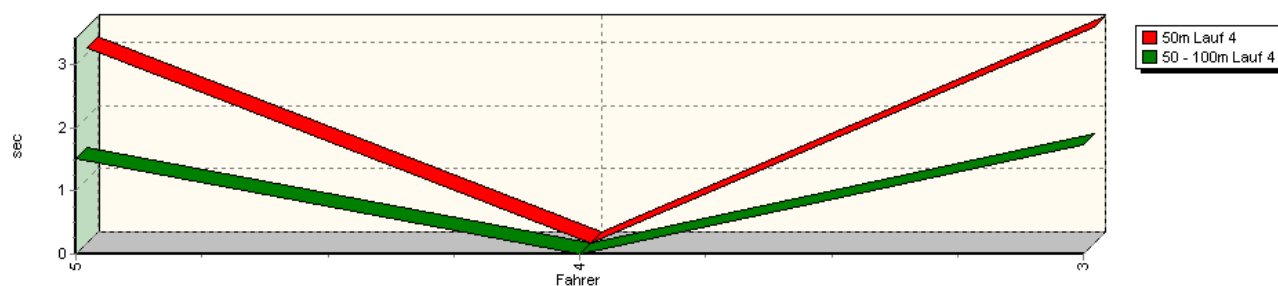


Sektorzeiten & Speeds - Training - Division II

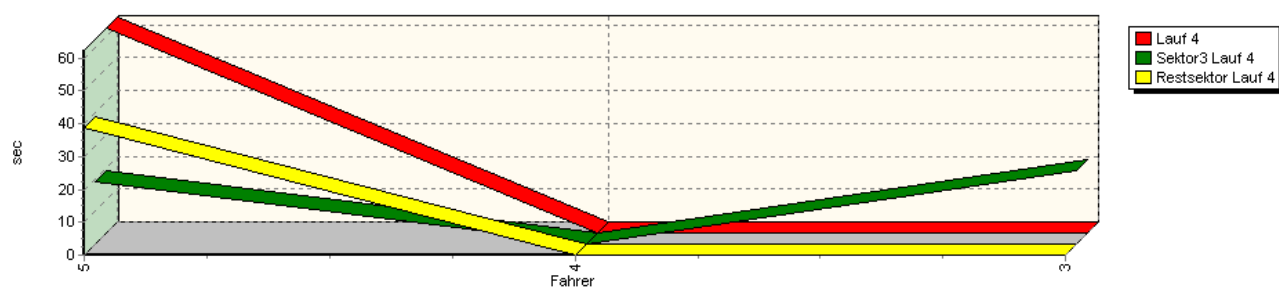
Speed-Diagramm Lauf 4



Sektor-Diagramm (Start) Lauf 4



Sektor-Diagramm (Rest) Lauf 4



Rg.	Nr.	Sektor 1 (50m)	Sektor 2 (50-100m)	Sektor 3	Speed Trap	Sektor 4	Speed (Ziel)	Laufzeit	Speed (Lauf)	
1	5	RÖSSLER Thomas		Opel Dallara Formel 3						
		Lauf 1:	00:03.289	00:01.535	00:19.766	156,83 km/h	00:42.731	87,47 km/h	01:07.321	108,55 km/h
		Lauf 2:	00:03.164	00:01.514	00:19.826	159,61 km/h	00:40.826	93,06 km/h	01:05.330	111,86 km/h
		Lauf 3:	00:03.146	00:01.510	00:19.121	160,45 km/h	00:39.872	83,30 km/h	01:03.649	114,82 km/h
		Lauf 4:	00:03.100	00:01.512	00:18.961	160,77 km/h	00:38.805	120,51 km/h	01:02.378	117,16 km/h




43. Osnabrücker ADAC Bergrennen

21. und 22. August 2010

Deutsche Bergmeisterschaft 2010

DMSB Bergpokal für Tourenwagen und Rennsportfahrzeuge

DMSB Classic-Berg-Pokal - KW Gruppe H Berg-Cup



Sektorzeiten & Speeds - Training - Division II

Rg.	Nr.		Sektor 1 (50m)	Sektor 2 (50-100m)	Sektor 3	Speed Trap	Sektor 4	Speed (Ziel)	Laufzeit	Speed (Lauf)
2	4	ARING Harald		Formel Opel Lotus						
		Lauf 1:	00:03.203	00:01.598	00:19.512	153,40 km/h	00:42.927	130,47 km/h	01:07.240	108,68 km/h
		Lauf 2:	00:03.175	00:01.598	00:19.098	157,84 km/h	00:41.997	131,27 km/h	01:05.868	110,95 km/h
		Lauf 3:	00:03.141	00:01.596	00:19.519	156,19 km/h	00:42.167	133,25 km/h	01:06.423	110,02 km/h
		Lauf 4:	*	*	*	* km/h	*	* km/h	*	* km/h
3	3	KEßLER Andreas		Reynard 873						
		Lauf 1:	*	*	*	* km/h	*	* km/h	*	* km/h
		Lauf 2:	*	*	*	* km/h	*	* km/h	*	* km/h
		Lauf 3:	00:03.464	00:01.802	00:21.346	142,30 km/h	00:41.408	124,55 km/h	01:08.020	107,44 km/h
		Lauf 4:	00:03.418	00:01.724	00:22.445	72,04 km/h	*	* km/h	A	* km/h