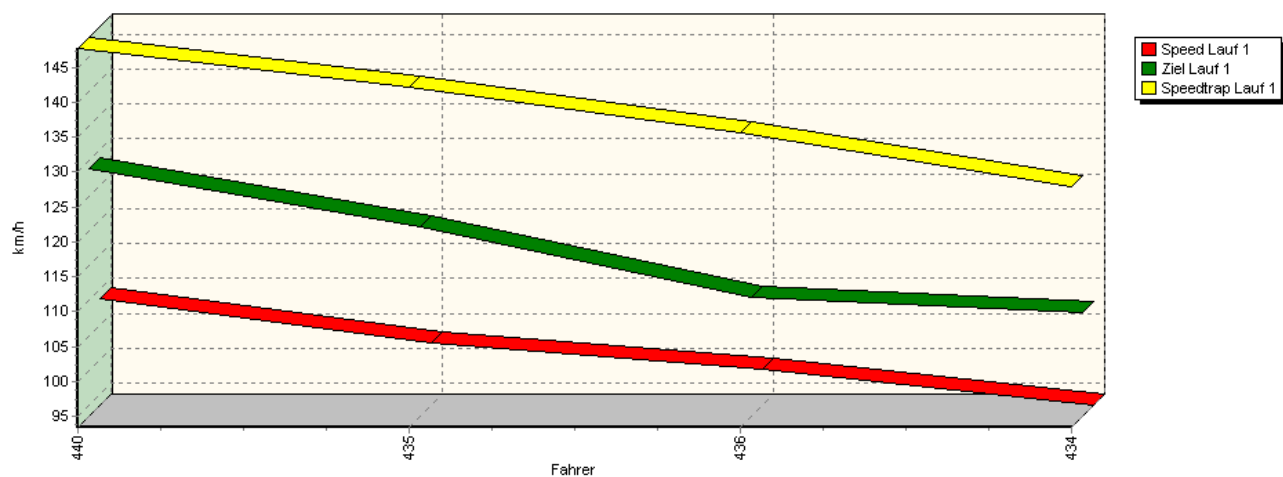
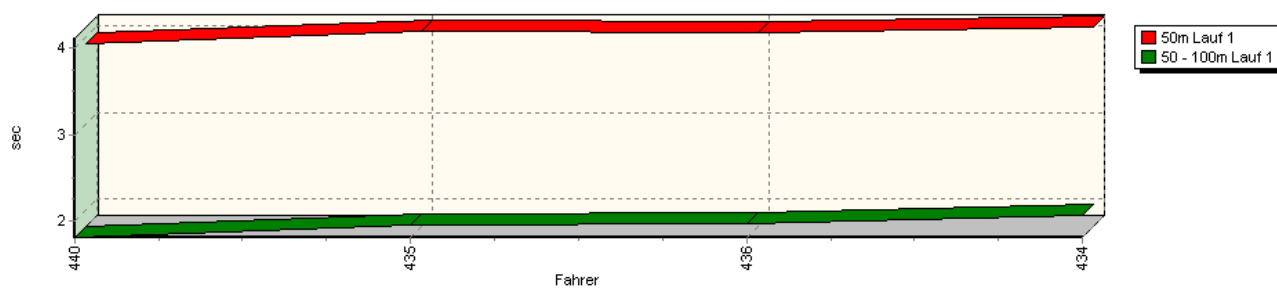


Sektorzeiten & Speeds - Training - Gruppe H über 2000 ccm - Klasse 42

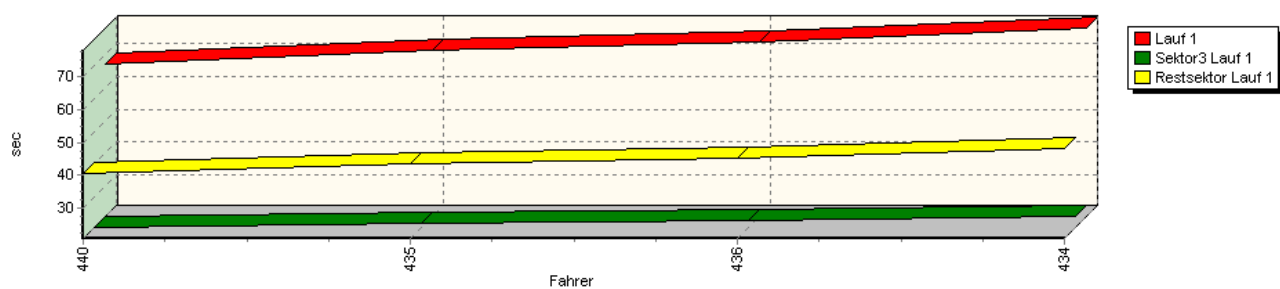
Speed-Diagramm Lauf 1



Sektor-Diagramm (Start) Lauf 1

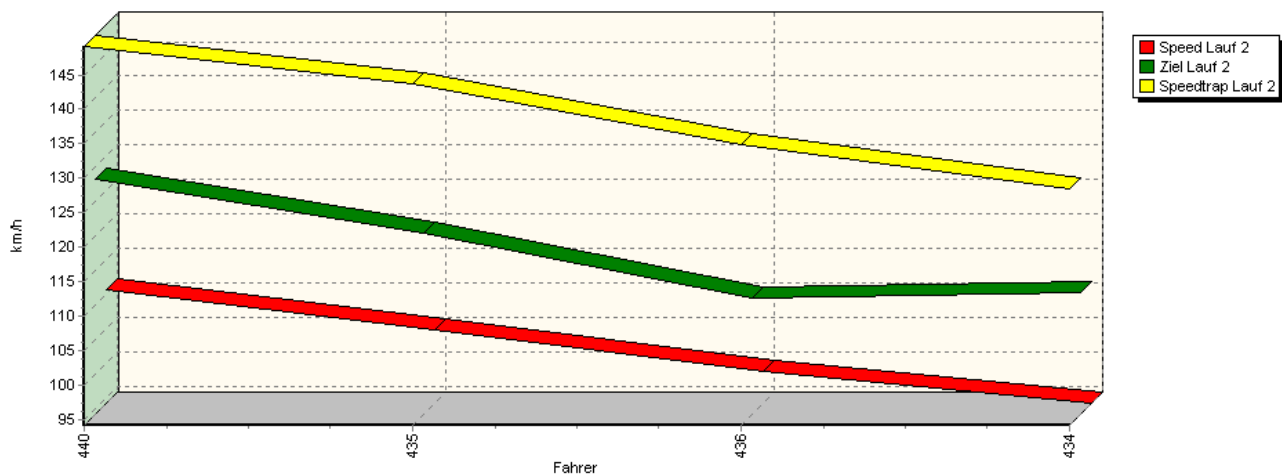


Sektor-Diagramm (Rest) Lauf 1

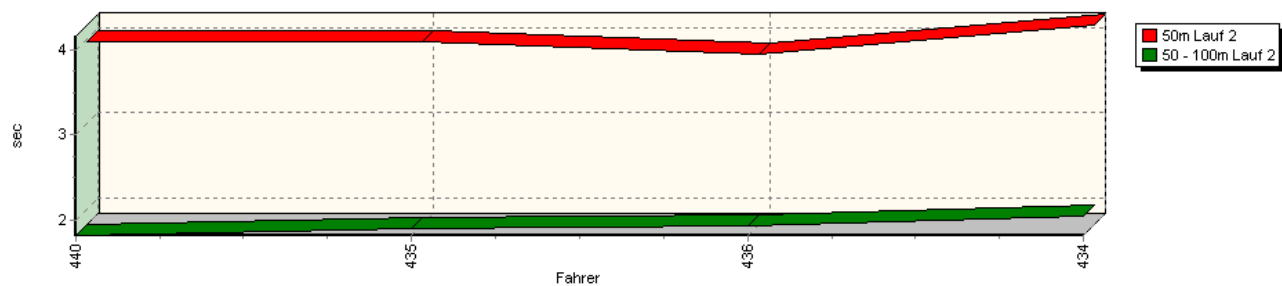


Sektorzeiten & Speeds - Training - Gruppe H über 2000 ccm - Klasse 42

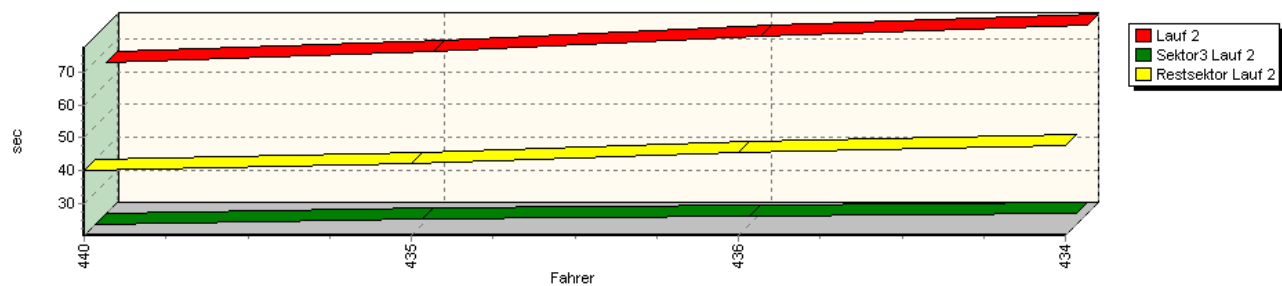
Speed-Diagramm Lauf 2



Sektor-Diagramm (Start) Lauf 2

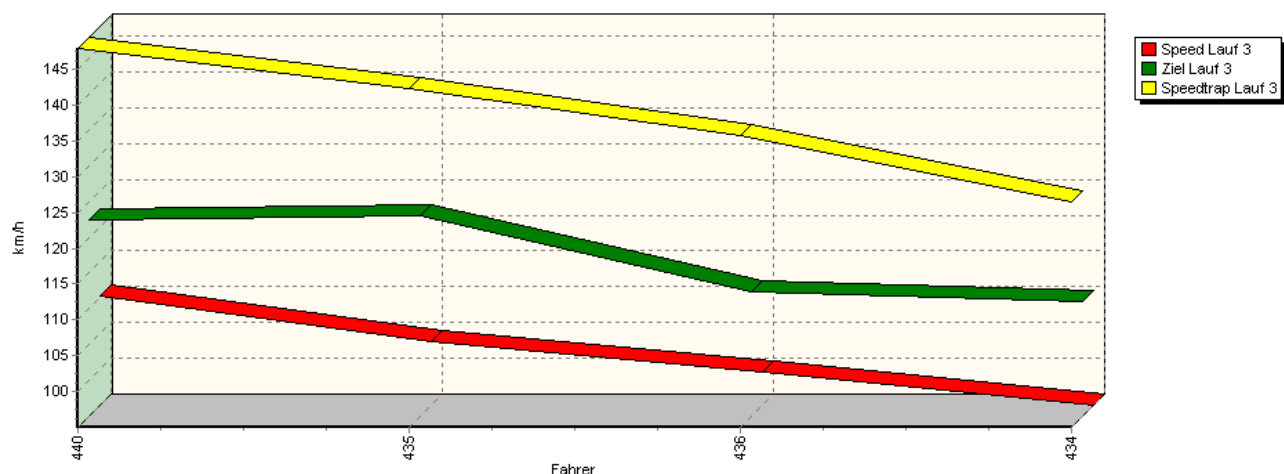


Sektor-Diagramm (Rest) Lauf 2

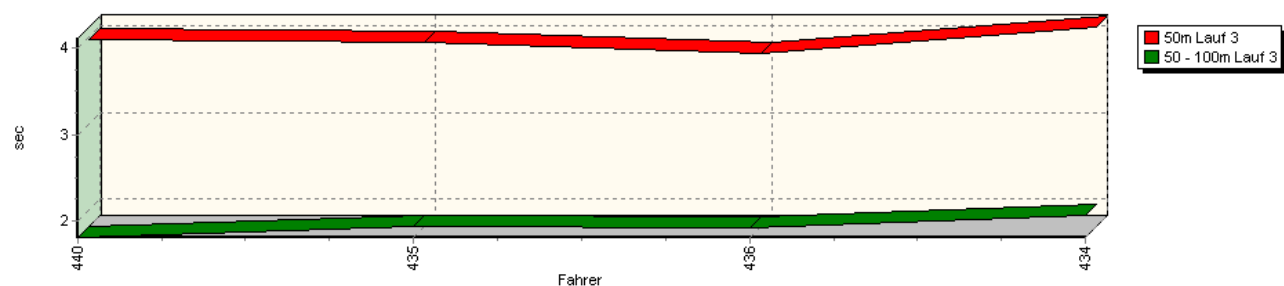


Sektorzeiten & Speeds - Training - Gruppe H über 2000 ccm - Klasse 42

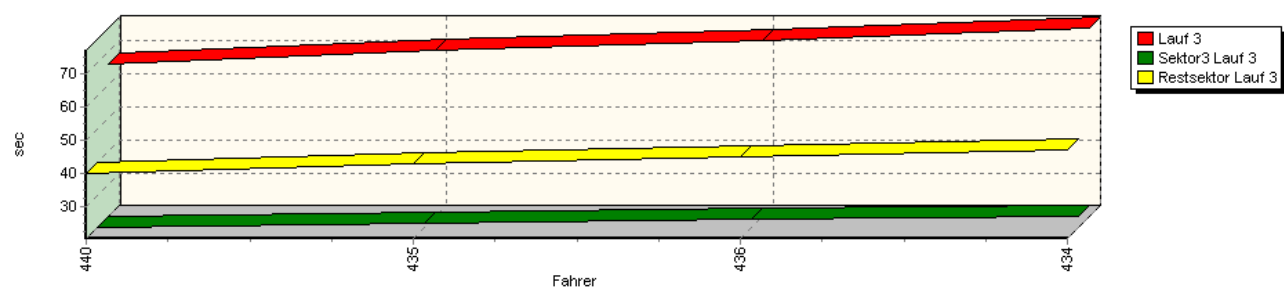
Speed-Diagramm Lauf 3



Sektor-Diagramm (Start) Lauf 3

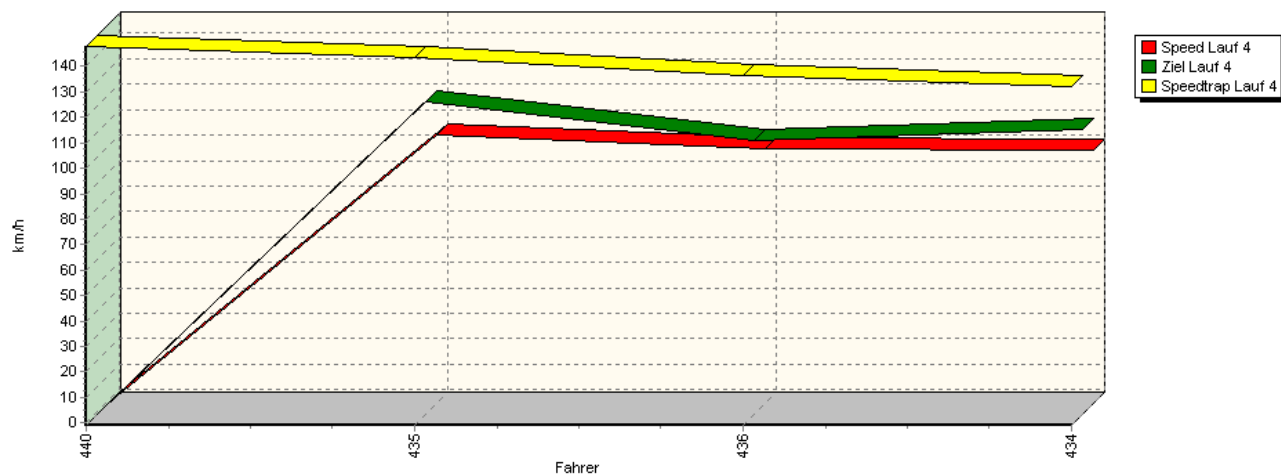


Sektor-Diagramm (Rest) Lauf 3

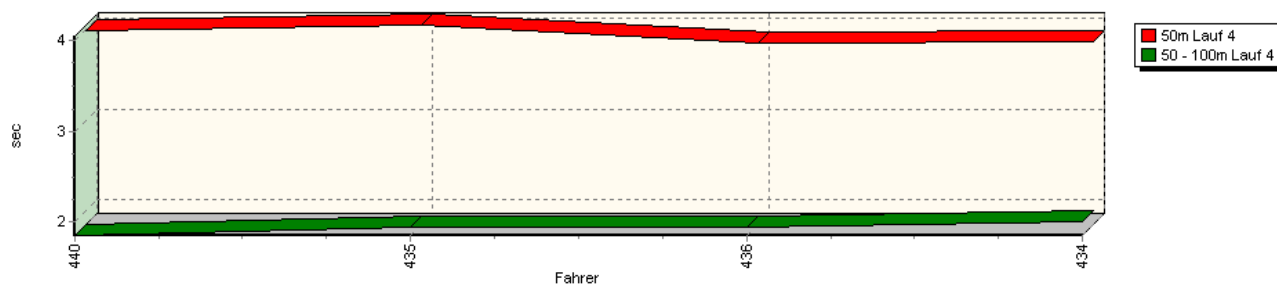


Sektorzeiten & Speeds - Training - Gruppe H über 2000 ccm - Klasse 42

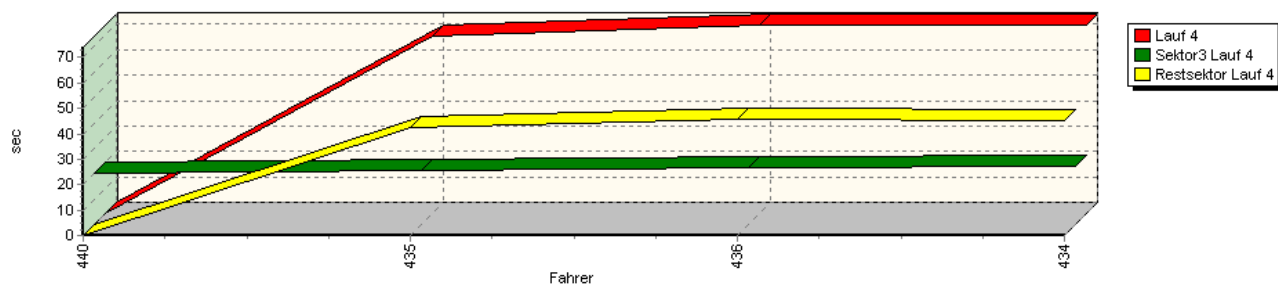
Speed-Diagramm Lauf 4



Sektor-Diagramm (Start) Lauf 4



Sektor-Diagramm (Rest) Lauf 4



Rg.	Nr.	Sektor 1 (50m)	Sektor 2 (50-100m)	Sektor 3	Speed Trap	Sektor 4	Speed (Ziel)	Laufzeit	Speed (Lauf)
1	440	WÜSTEFELD Markus							
		Mercedes AMG 190E Evo II							
	Lauf 1:	00:03.911	00:01.814	00:20.750	147,70 km/h	00:40.700	128,81 km/h	01:07.175	108,79 km/h
	Lauf 2:	00:03.962	00:01.827	00:20.152	149,13 km/h	00:40.134	128,26 km/h	01:06.075	110,60 km/h
	Lauf 3:	00:03.973	00:01.813	00:20.440	147,90 km/h	00:40.085	122,43 km/h	01:06.311	110,21 km/h
	Lauf 4:	00:03.981	00:01.854	00:19.936	147,86 km/h	*	* km/h	A	* km/h




43. Osnabrücker ADAC Bergrennen

21. und 22. August 2010

Deutsche Bergmeisterschaft 2010

DMSB Bergpokal für Tourenwagen und Rennsportfahrzeuge

DMSB Classic-Berg-Pokal - KW Gruppe H Berg-Cup



Sektorzeiten & Speeds - Training - Gruppe H über 2000 ccm - Klasse 42

Rg.	Nr.		Sektor 1 (50m)	Sektor 2 (50-100m)	Sektor 3	Speed Trap	Sektor 4	Speed (Ziel)	Laufzeit	Speed (Lauf)
2	435	KÖNIG Thorsten		BMW 320is						
		Lauf 1:	00:04.066	00:01.960	00:22.038	142,19 km/h	00:43.391	120,57 km/h	01:11.455	102,28 km/h
		Lauf 2:	00:03.954	00:01.900	00:21.652	143,78 km/h	00:42.216	120,39 km/h	01:09.722	104,82 km/h
		Lauf 3:	00:03.941	00:01.935	00:21.767	142,31 km/h	00:42.686	123,06 km/h	01:10.329	103,91 km/h
		Lauf 4:	00:04.047	00:01.946	00:21.362	143,57 km/h	00:42.494	121,84 km/h	01:09.849	104,63 km/h
3	436	KORDING Kai		BMW M3						
		Lauf 1:	00:04.042	00:01.981	00:22.945	135,59 km/h	00:45.184	110,54 km/h	01:14.152	98,56 km/h
		Lauf 2:	00:03.819	00:01.941	00:22.861	134,86 km/h	00:45.426	111,05 km/h	01:14.047	98,69 km/h
		Lauf 3:	00:03.814	00:01.930	00:22.821	135,72 km/h	00:44.774	112,31 km/h	01:13.339	99,65 km/h
		Lauf 4:	00:03.849	00:01.950	00:22.495	136,57 km/h	00:45.646	106,44 km/h	01:13.940	98,84 km/h
4	434	OSTERMANN Thomas		BMW E30						
		Lauf 1:	00:04.110	00:02.073	00:23.999	127,81 km/h	00:48.007	108,30 km/h	01:18.189	93,47 km/h
		Lauf 2:	00:04.154	00:02.056	00:23.676	128,55 km/h	00:47.751	111,73 km/h	01:17.637	94,13 km/h
		Lauf 3:	00:04.114	00:02.074	00:23.842	126,44 km/h	00:46.886	110,95 km/h	01:16.916	95,01 km/h
		Lauf 4:	00:03.865	00:02.013	00:22.863	132,12 km/h	00:45.332	111,08 km/h	01:14.073	98,66 km/h