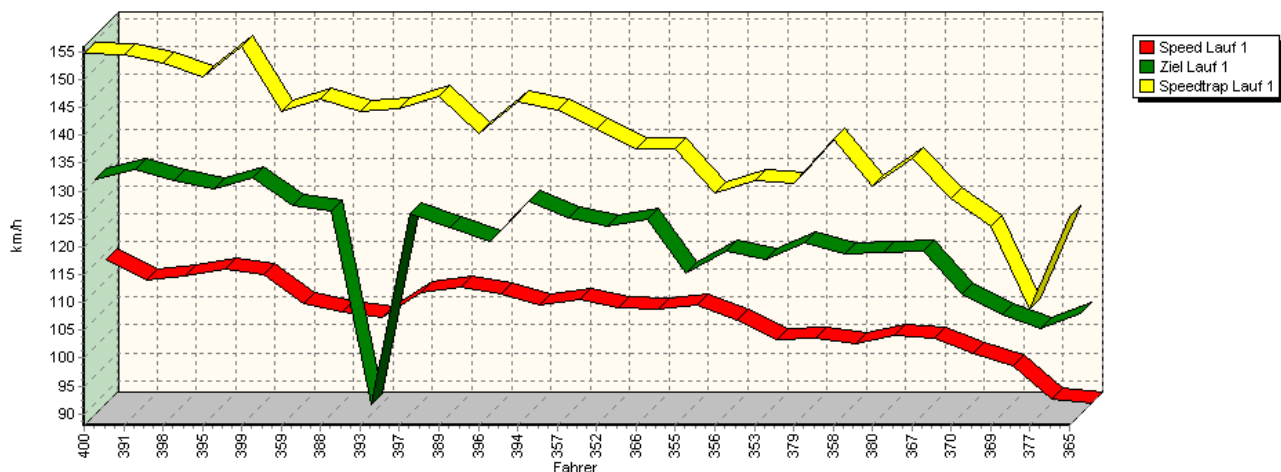
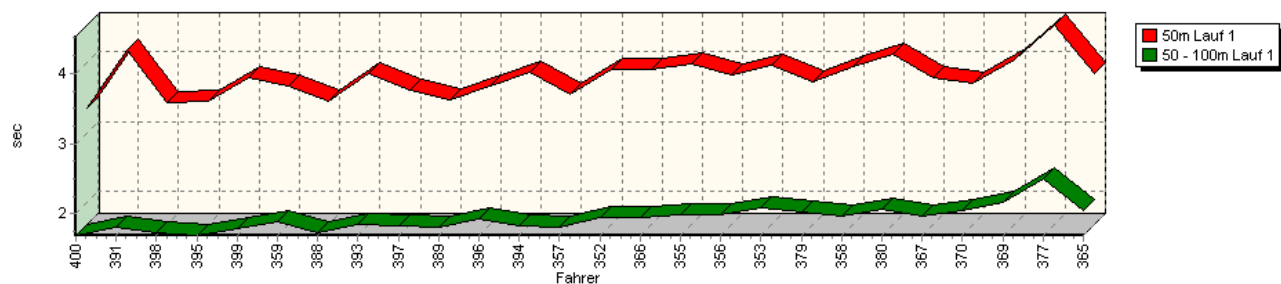


Sektorzeiten & Speeds - Training - Gruppe H bis 2000 ccm - Klasse 41

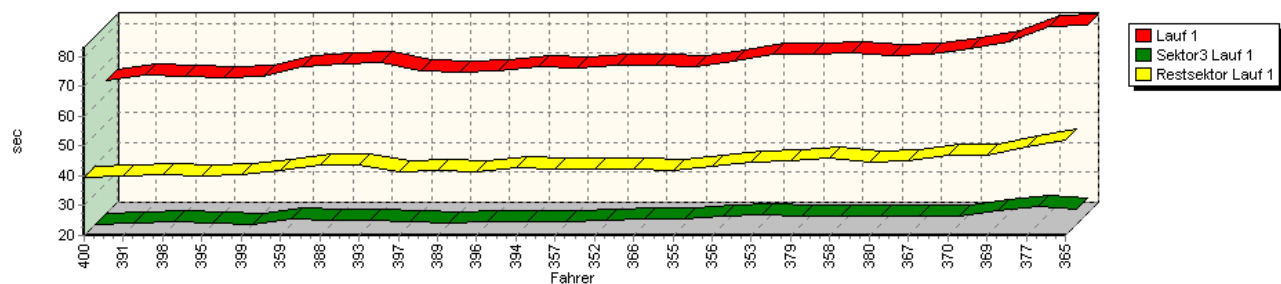
Speed-Diagramm Lauf 1



Sektor-Diagramm (Start) Lauf 1

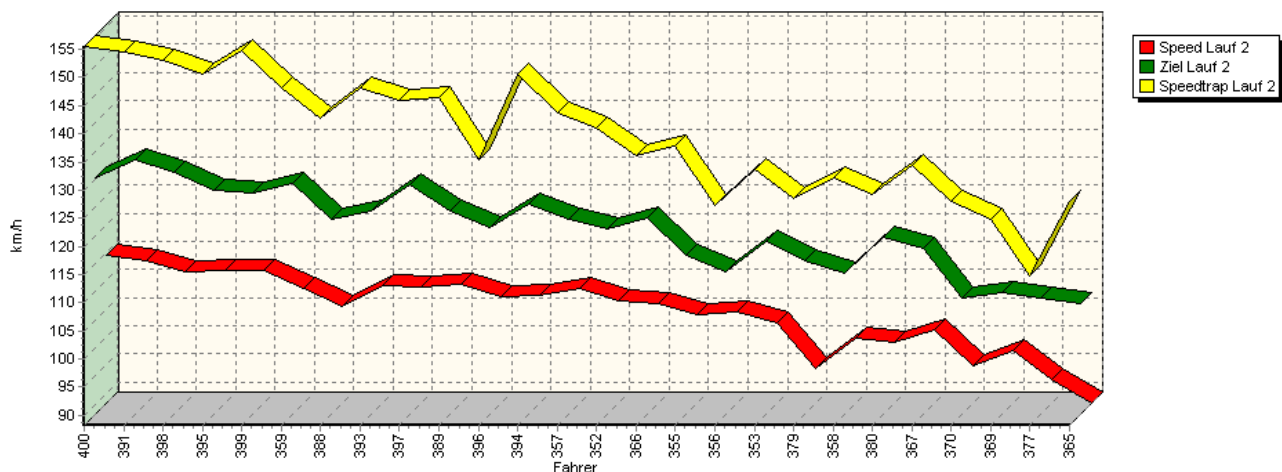


Sektor-Diagramm (Rest) Lauf 1

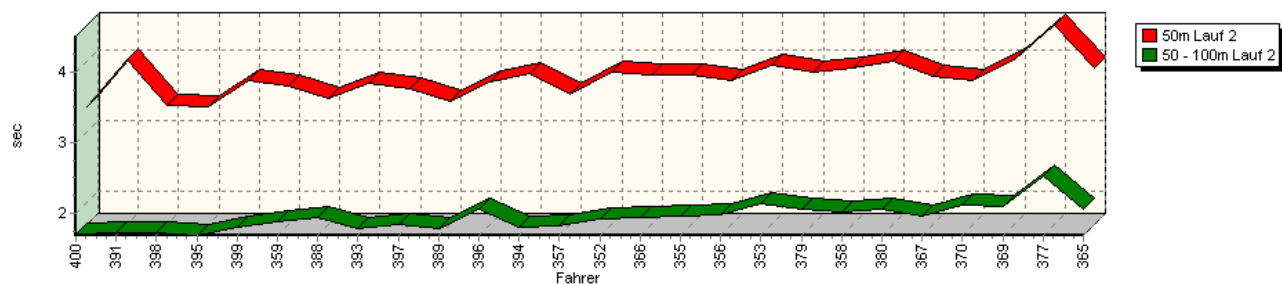


Sektorzeiten & Speeds - Training - Gruppe H bis 2000 ccm - Klasse 41

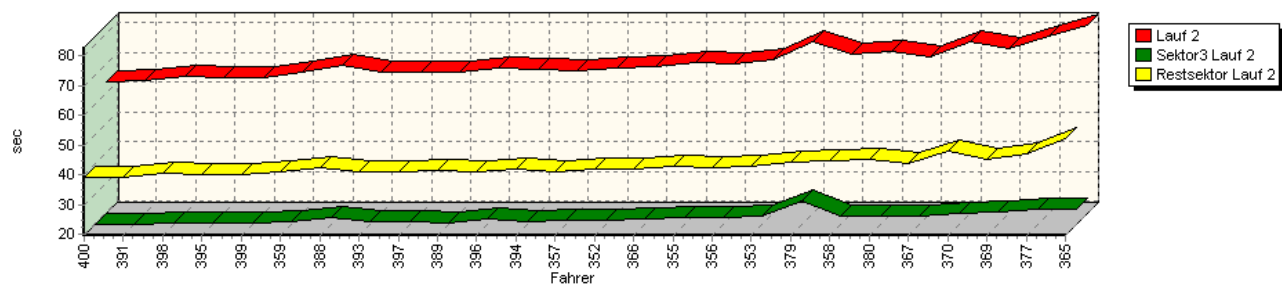
Speed-Diagramm Lauf 2



Sektor-Diagramm (Start) Lauf 2

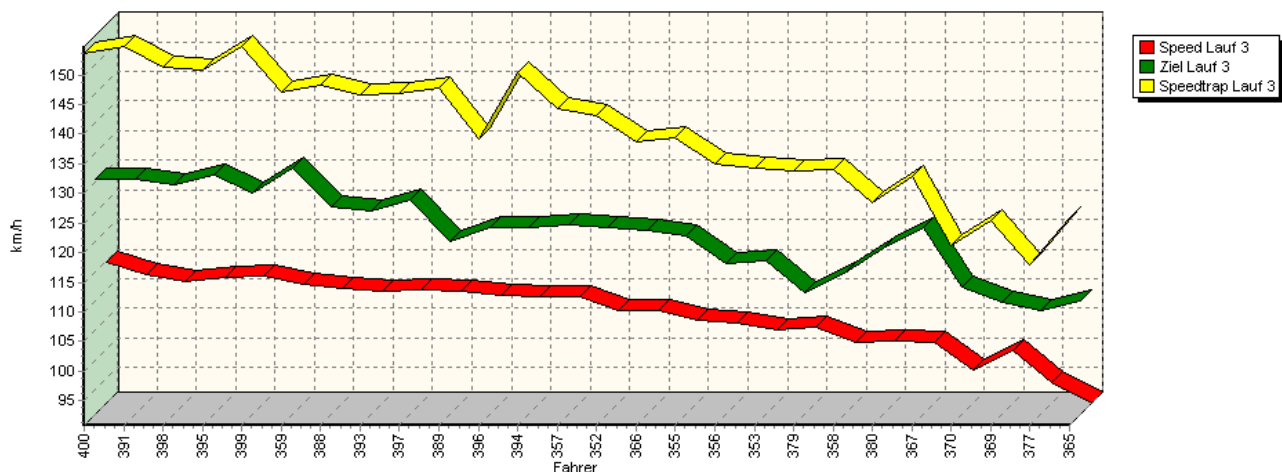


Sektor-Diagramm (Rest) Lauf 2

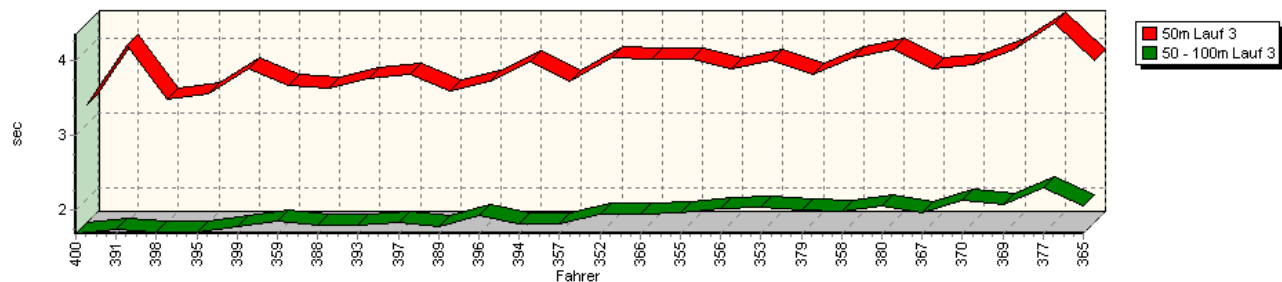


Sektorzeiten & Speeds - Training - Gruppe H bis 2000 ccm - Klasse 41

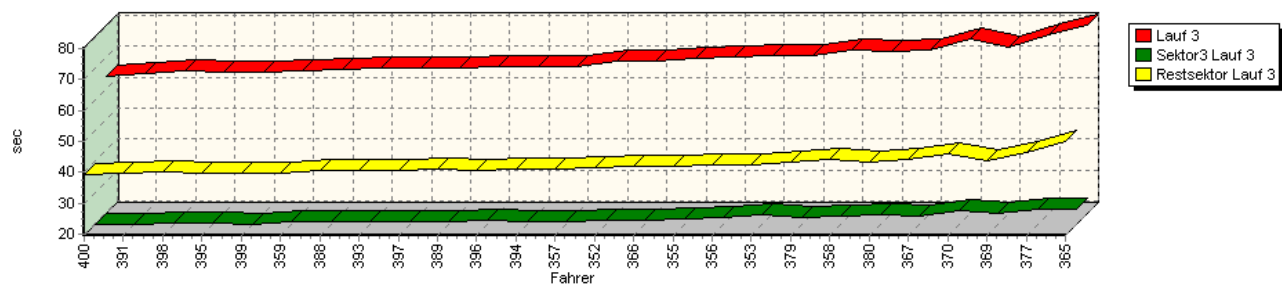
Speed-Diagramm Lauf 3



Sektor-Diagramm (Start) Lauf 3

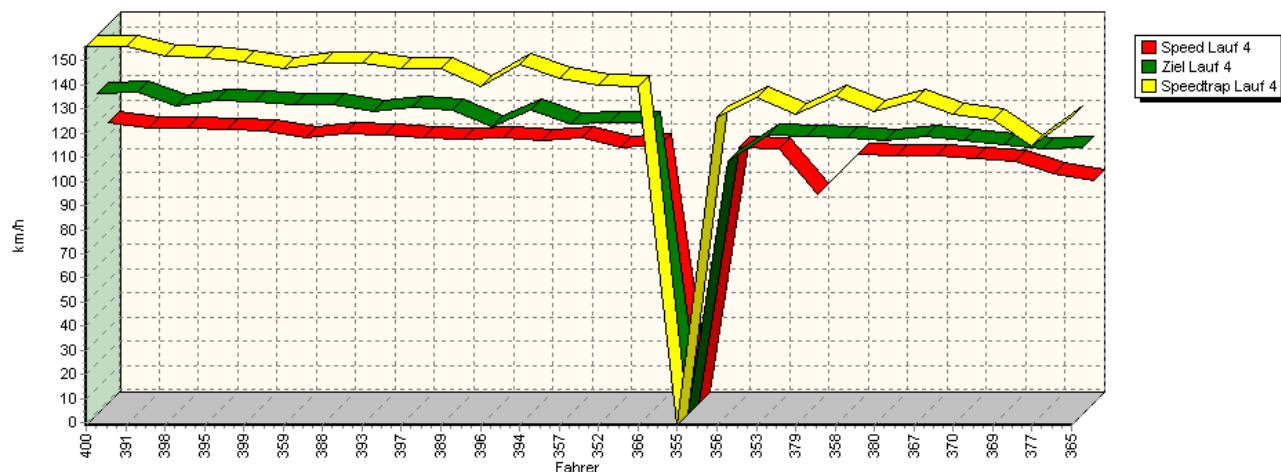


Sektor-Diagramm (Rest) Lauf 3

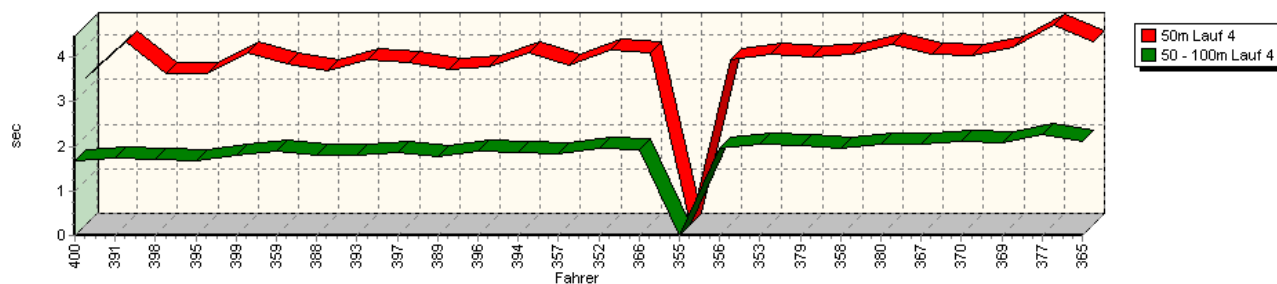


Sektorzeiten & Speeds - Training - Gruppe H bis 2000 ccm - Klasse 41

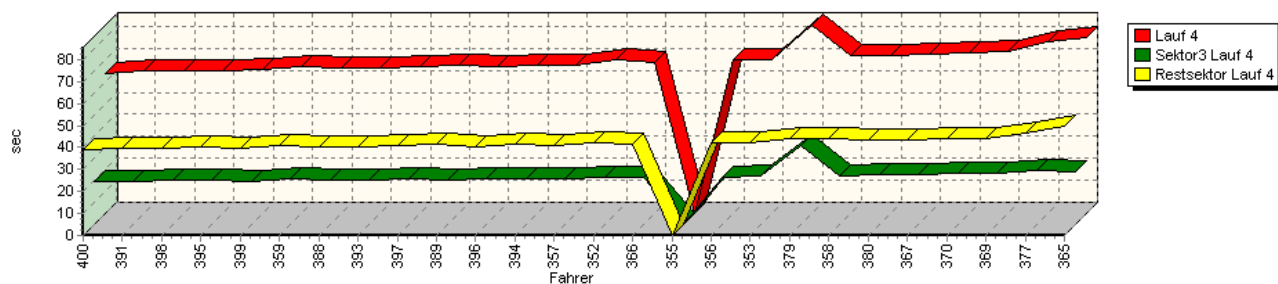
Speed-Diagramm Lauf 4



Sektor-Diagramm (Start) Lauf 4



Sektor-Diagramm (Rest) Lauf 4



Rg.	Nr.	Sektor 1 (50m)	Sektor 2 (50-100m)	Sektor 3	Speed Trap	Sektor 4	Speed (Ziel)	Laufzeit	Speed (Lauf)	
1	400	HOVEMANN Holger		Opel Risse Kadett C 16V						
		Lauf 1:	00:03.353	00:01.691	00:19.836	154,66 km/h	00:39.387	130,17 km/h	01:04.267	113,71 km/h
		Lauf 2:	00:03.355	00:01.695	00:19.626	155,53 km/h	00:39.151	130,33 km/h	01:03.827	114,50 km/h
		Lauf 3:	00:03.246	00:01.683	00:19.625	153,58 km/h	00:39.126	130,64 km/h	01:03.680	114,76 km/h
		Lauf 4:	00:03.282	00:01.685	00:19.476	155,91 km/h	00:39.083	132,07 km/h	01:03.526	115,04 km/h




43. Osnabrücker ADAC Bergrennen

21. und 22. August 2010

Deutsche Bergmeisterschaft 2010

DMSB Bergpokal für Tourenwagen und Rennsportfahrzeuge

DMSB Classic-Berg-Pokal - KW Gruppe H Berg-Cup



Sektorzeiten & Speeds - Training - Gruppe H bis 2000 ccm - Klasse 41

Rg.	Nr.		Sektor 1 (50m)	Sektor 2 (50-100m)	Sektor 3	Speed Trap	Sektor 4	Speed (Ziel)	Laufzeit	Speed (Lauf)
2	391	ROTTENBERGER Dieter	BMW 318is STW							
		Lauf 1:	00:04.169	00:01.810	00:20.503	154,50 km/h	00:39.858	131,88 km/h	01:06.340	110,16 km/h
		Lauf 2:	00:04.026	00:01.725	00:19.658	154,59 km/h	00:38.994	133,48 km/h	01:04.403	113,47 km/h
		Lauf 3:	00:04.040	00:01.741	00:19.622	154,82 km/h	00:39.557	130,61 km/h	01:04.960	112,50 km/h
		Lauf 4:	00:04.089	00:01.742	00:19.461	155,64 km/h	00:39.442	132,60 km/h	01:04.734	112,89 km/h
3	398	SCHMITT Sebastian	Opel Risse Kadett C 16V							
		Lauf 1:	00:03.421	00:01.720	00:20.536	153,05 km/h	00:40.321	129,92 km/h	01:05.998	110,73 km/h
		Lauf 2:	00:03.367	00:01.709	00:20.136	153,04 km/h	00:40.376	131,17 km/h	01:05.588	111,42 km/h
		Lauf 3:	00:03.326	00:01.708	00:20.155	151,21 km/h	00:40.384	129,51 km/h	01:05.573	111,45 km/h
		Lauf 4:	00:03.392	00:01.707	00:19.860	152,08 km/h	00:39.766	126,92 km/h	01:04.725	112,91 km/h
4	395	PREISSER Dirk	Opel Kadett Frank 16V							
		Lauf 1:	00:03.442	00:01.690	00:20.220	150,43 km/h	00:39.905	128,54 km/h	01:05.257	111,99 km/h
		Lauf 2:	00:03.348	00:01.679	00:20.134	150,55 km/h	00:40.187	128,11 km/h	01:05.348	111,83 km/h
		Lauf 3:	00:03.403	00:01.700	00:20.159	150,88 km/h	00:39.932	131,34 km/h	01:05.194	112,10 km/h
		Lauf 4:	00:03.385	00:01.686	00:19.885	151,14 km/h	00:40.153	129,16 km/h	01:05.109	112,24 km/h
5	399	ELLER Hans-Peter	VW Minichberger Scirocco							
		Lauf 1:	00:03.776	00:01.798	00:20.014	155,97 km/h	00:40.282	130,44 km/h	01:05.870	110,95 km/h
		Lauf 2:	00:03.735	00:01.794	00:19.960	154,71 km/h	00:39.936	127,48 km/h	01:05.425	111,70 km/h
		Lauf 3:	00:03.726	00:01.783	00:19.751	154,80 km/h	00:39.862	128,18 km/h	01:05.122	112,22 km/h
		Lauf 4:	00:03.846	00:01.815	00:19.813	149,83 km/h	00:39.749	128,42 km/h	01:05.223	112,05 km/h
6	359	HEISEL Lars	Opel Kadett C Coupé							
		Lauf 1:	00:03.662	00:01.885	00:21.721	144,21 km/h	00:41.740	125,37 km/h	01:09.008	105,90 km/h
		Lauf 2:	00:03.646	00:01.869	00:20.754	148,22 km/h	00:41.010	129,18 km/h	01:07.279	108,62 km/h
		Lauf 3:	00:03.504	00:01.845	00:20.564	147,08 km/h	00:39.950	132,30 km/h	01:05.863	110,96 km/h
		Lauf 4:	00:03.595	00:01.894	00:20.727	146,86 km/h	00:40.759	127,25 km/h	01:06.975	109,12 km/h
7	388	SONDERBAUER Roman	Opel Risse Kadett C Coupé 16V							
		Lauf 1:	00:03.444	00:01.731	00:21.374	146,45 km/h	00:43.535	124,49 km/h	01:10.084	104,28 km/h
		Lauf 2:	00:03.479	00:01.938	00:21.754	142,83 km/h	00:42.217	122,94 km/h	01:09.388	105,32 km/h
		Lauf 3:	00:03.467	00:01.800	00:20.486	148,39 km/h	00:40.492	125,77 km/h	01:06.245	110,32 km/h
		Lauf 4:	00:03.445	00:01.803	00:20.457	149,28 km/h	00:40.314	127,42 km/h	01:06.019	110,69 km/h
8	393	WIEBE Bjoern	Renault Megane Maxi AWR							
		Lauf 1:	00:03.838	00:01.840	00:21.183	144,36 km/h	00:43.769	89,73 km/h	01:10.630	103,47 km/h
		Lauf 2:	00:03.693	00:01.786	00:20.361	148,24 km/h	00:41.101	124,24 km/h	01:06.941	109,17 km/h
		Lauf 3:	00:03.612	00:01.786	00:20.412	146,54 km/h	00:40.798	125,10 km/h	01:06.608	109,72 km/h
		Lauf 4:	00:03.705	00:01.805	00:20.303	149,16 km/h	00:40.548	124,66 km/h	01:06.361	110,13 km/h
9	397	GÖSER Günter	Opel Kadett C Coupé 16V							
		Lauf 1:	00:03.607	00:01.826	00:20.948	144,75 km/h	00:41.347	123,83 km/h	01:07.728	107,90 km/h
		Lauf 2:	00:03.615	00:01.846	00:20.628	145,99 km/h	00:41.099	128,96 km/h	01:07.188	108,77 km/h
		Lauf 3:	00:03.661	00:01.836	00:20.584	146,89 km/h	00:40.422	127,09 km/h	01:06.503	109,89 km/h
		Lauf 4:	00:03.641	00:01.853	00:20.625	146,66 km/h	00:40.939	125,94 km/h	01:07.058	108,98 km/h
10	389	WEISS Werner	Ford Escort Zakspeed BDA							
		Lauf 1:	00:03.461	00:01.805	00:20.393	147,09 km/h	00:41.571	121,49 km/h	01:07.230	108,70 km/h
		Lauf 2:	00:03.435	00:01.771	00:20.309	146,38 km/h	00:41.410	124,35 km/h	01:06.925	109,20 km/h
		Lauf 3:	00:03.441	00:01.775	00:20.326	147,76 km/h	00:41.008	120,00 km/h	01:06.550	109,81 km/h
		Lauf 4:	00:03.484	00:01.786	00:20.393	146,48 km/h	00:41.700	124,71 km/h	01:07.363	108,49 km/h




43. Osnabrücker ADAC Bergrennen

21. und 22. August 2010

Deutsche Bergmeisterschaft 2010

DMSB Bergpokal für Tourenwagen und Rennsportfahrzeuge

DMSB Classic-Berg-Pokal - KW Gruppe H Berg-Cup



Sektorzeiten & Speeds - Training - Gruppe H bis 2000 ccm - Klasse 41

Rg.	Nr.		Sektor 1 (50m)	Sektor 2 (50-100m)	Sektor 3	Speed Trap	Sektor 4	Speed (Ziel)	Laufzeit	Speed (Lauf)
11	396	WIMMER Norbert	BMW 2002 8V							
		Lauf 1:	00:03.655	00:01.927	00:20.979	140,38 km/h	00:41.320	119,07 km/h	01:07.881	107,66 km/h
		Lauf 2:	00:03.714	00:02.045	00:21.558	135,49 km/h	00:40.970	121,31 km/h	01:08.287	107,02 km/h
		Lauf 3:	00:03.565	00:01.920	00:21.062	139,12 km/h	00:40.429	122,47 km/h	01:06.976	109,11 km/h
		Lauf 4:	00:03.529	00:01.904	00:20.948	139,16 km/h	00:40.557	117,91 km/h	01:06.938	109,17 km/h
12	394	SCHÖNBORN Rainer	VW Golf I 16V							
		Lauf 1:	00:03.859	00:01.821	00:20.978	145,98 km/h	00:42.634	126,10 km/h	01:09.292	105,47 km/h
		Lauf 2:	00:03.831	00:01.807	00:20.448	150,71 km/h	00:42.055	125,44 km/h	01:08.141	107,25 km/h
		Lauf 3:	00:03.819	00:01.819	00:20.521	150,41 km/h	00:40.933	122,40 km/h	01:07.092	108,93 km/h
		Lauf 4:	00:03.846	00:01.851	00:20.504	148,54 km/h	00:41.488	125,22 km/h	01:07.689	107,96 km/h
13	357	WEBER Jens	Opel Kadett C							
		Lauf 1:	00:03.550	00:01.818	00:20.929	144,58 km/h	00:42.294	123,27 km/h	01:08.591	106,54 km/h
		Lauf 2:	00:03.525	00:01.820	00:20.903	143,78 km/h	00:41.099	122,74 km/h	01:07.347	108,51 km/h
		Lauf 3:	00:03.564	00:01.817	00:20.739	144,37 km/h	00:41.032	122,88 km/h	01:07.152	108,83 km/h
		Lauf 4:	00:03.560	00:01.820	00:21.003	143,02 km/h	00:40.766	119,47 km/h	01:07.149	108,83 km/h
14	352	LORIG Ingo	VW Golf GTI							
		Lauf 1:	00:03.896	00:01.946	00:21.449	141,06 km/h	00:42.318	121,71 km/h	01:09.609	104,99 km/h
		Lauf 2:	00:03.857	00:01.920	00:21.084	140,98 km/h	00:41.771	121,05 km/h	01:08.632	106,48 km/h
		Lauf 3:	00:03.886	00:01.934	00:21.046	143,04 km/h	00:41.746	122,35 km/h	01:08.612	106,51 km/h
		Lauf 4:	00:03.922	00:01.954	00:21.421	140,04 km/h	00:42.373	119,73 km/h	01:09.670	104,90 km/h
15	366	BRÜGGE Frank	VW AGRO-Line Golf II 8V							
		Lauf 1:	00:03.900	00:01.954	00:21.632	137,70 km/h	00:42.213	123,03 km/h	01:09.699	104,85 km/h
		Lauf 2:	00:03.817	00:01.940	00:21.347	135,99 km/h	00:41.843	123,04 km/h	01:08.947	105,99 km/h
		Lauf 3:	00:03.869	00:01.946	00:21.071	138,67 km/h	00:41.778	121,82 km/h	01:08.664	106,43 km/h
		Lauf 4:	00:03.852	00:01.940	00:21.386	139,05 km/h	00:41.699	119,61 km/h	01:08.877	106,10 km/h
16	355	IWAN Ralf	Opel Kadett C 8V							
		Lauf 1:	00:03.970	00:01.990	00:21.605	137,66 km/h	00:41.628	113,24 km/h	01:09.193	105,62 km/h
		Lauf 2:	00:03.810	00:01.965	00:21.748	137,79 km/h	00:42.825	116,35 km/h	01:10.348	103,88 km/h
		Lauf 3:	00:03.861	00:01.968	00:21.596	139,43 km/h	00:42.195	120,92 km/h	01:09.620	104,97 km/h
		Lauf 4:	*	*	*	* km/h	*	* km/h	*	* km/h
17	356	MANTIK Hermann	Ford Escort RS 2000							
		Lauf 1:	00:03.830	00:01.987	00:22.436	129,74 km/h	00:42.860	117,28 km/h	01:11.113	102,77 km/h
		Lauf 2:	00:03.732	00:01.975	00:21.994	127,34 km/h	00:42.348	113,47 km/h	01:10.049	104,33 km/h
		Lauf 3:	00:03.724	00:02.019	00:21.987	134,88 km/h	00:42.260	116,27 km/h	01:09.990	104,42 km/h
		Lauf 4:	00:03.693	00:01.954	00:21.692	126,63 km/h	00:42.357	103,88 km/h	01:09.696	104,86 km/h
18	353	ORTH Patrik	BMW 320is							
		Lauf 1:	00:03.961	00:02.080	00:22.942	131,82 km/h	00:44.484	115,77 km/h	01:13.467	99,47 km/h
		Lauf 2:	00:03.953	00:02.135	00:22.459	133,55 km/h	00:42.805	118,79 km/h	01:11.352	102,42 km/h
		Lauf 3:	00:03.844	00:02.025	00:22.722	134,38 km/h	00:42.211	116,76 km/h	01:10.802	103,22 km/h
		Lauf 4:	00:03.817	00:02.054	00:22.032	134,68 km/h	00:41.993	114,81 km/h	01:09.896	104,56 km/h
19	379	PAGANO Sebastiano	Opel Kadett C 8V							
		Lauf 1:	00:03.732	00:02.022	00:22.550	131,44 km/h	00:45.036	118,72 km/h	01:13.340	99,65 km/h
		Lauf 2:	00:03.840	00:02.050	00:27.330	128,40 km/h	00:44.300	115,43 km/h	01:17.520	94,27 km/h
		Lauf 3:	00:03.660	00:01.994	00:21.715	133,86 km/h	00:43.180	111,31 km/h	01:10.549	103,59 km/h
		Lauf 4:	00:03.754	00:02.023	00:35.753	127,66 km/h	00:44.119	114,28 km/h	01:25.649	85,32 km/h




43. Osnabrücker ADAC Bergrennen

21. und 22. August 2010

Deutsche Bergmeisterschaft 2010

DMSB Bergpokal für Tourenwagen und Rennsportfahrzeuge

DMSB Classic-Berg-Pokal - KW Gruppe H Berg-Cup



Sektorzeiten & Speeds - Training - Gruppe H bis 2000 ccm - Klasse 41

Rg.	Nr.		Sektor 1 (50m)	Sektor 2 (50-100m)	Sektor 3	Speed Trap	Sektor 4	Speed (Ziel)	Laufzeit	Speed (Lauf)
20	358	SCHMITZ Fabian		VW Golf I GTI						
		Lauf 1:	00:03.931	00:01.968	00:22.400	139,40 km/h	00:45.707	116,79 km/h	01:14.006	98,75 km/h
		Lauf 2:	00:03.915	00:02.011	00:22.535	132,29 km/h	00:44.751	113,30 km/h	01:13.212	99,82 km/h
		Lauf 3:	00:03.883	00:01.979	00:22.172	133,97 km/h	00:44.170	114,60 km/h	01:12.204	101,21 km/h
		Lauf 4:	00:03.824	00:01.945	00:21.944	135,31 km/h	00:43.987	113,79 km/h	01:11.700	101,92 km/h
21	380	HATEZIC Johann		Opel Ascona B 8V						
		Lauf 1:	00:04.124	00:02.072	00:22.398	130,81 km/h	00:44.394	117,02 km/h	01:12.988	100,13 km/h
		Lauf 2:	00:04.014	00:02.052	00:22.631	129,17 km/h	00:45.163	119,53 km/h	01:13.860	98,94 km/h
		Lauf 3:	00:03.991	00:02.060	00:22.568	128,33 km/h	00:43.491	118,77 km/h	01:12.110	101,35 km/h
		Lauf 4:	00:04.041	00:02.043	00:22.622	128,92 km/h	00:43.339	112,35 km/h	01:12.045	101,44 km/h
22	367	KONSTANZER Alex		Opel Kadett C Coupé						
		Lauf 1:	00:03.782	00:01.961	00:22.602	135,88 km/h	00:44.983	117,34 km/h	01:13.328	99,66 km/h
		Lauf 2:	00:03.783	00:01.953	00:22.526	134,48 km/h	00:43.937	117,74 km/h	01:12.199	101,22 km/h
		Lauf 3:	00:03.726	00:01.959	00:22.342	132,84 km/h	00:44.228	122,44 km/h	01:12.255	101,14 km/h
		Lauf 4:	00:03.816	00:02.042	00:22.651	133,59 km/h	00:43.659	114,05 km/h	01:12.168	101,26 km/h
23	370	SEITZ Hans-Dieter		Ford Escort MKII						
		Lauf 1:	00:03.699	00:02.047	00:22.814	128,56 km/h	00:46.818	109,55 km/h	01:15.378	96,95 km/h
		Lauf 2:	00:03.740	00:02.121	00:23.408	127,96 km/h	00:47.896	108,77 km/h	01:17.165	94,71 km/h
		Lauf 3:	00:03.792	00:02.120	00:23.953	121,24 km/h	00:45.942	112,39 km/h	01:15.807	96,40 km/h
		Lauf 4:	00:03.786	00:02.099	00:22.998	127,74 km/h	00:43.966	112,37 km/h	01:12.849	100,32 km/h
24	369	KIESER Werner		Ford Escort RS 2000						
		Lauf 1:	00:04.032	00:02.173	00:24.310	123,61 km/h	00:46.782	105,84 km/h	01:17.297	94,54 km/h
		Lauf 2:	00:04.023	00:02.092	00:23.613	124,89 km/h	00:45.172	109,90 km/h	01:14.900	97,57 km/h
		Lauf 3:	00:03.992	00:02.068	00:23.286	125,33 km/h	00:43.924	109,86 km/h	01:13.270	99,74 km/h
		Lauf 4:	00:03.989	00:02.086	00:23.207	125,76 km/h	00:44.170	110,54 km/h	01:13.452	99,49 km/h
25	377	SPAHR Wolfgang		BMW 318						
		Lauf 1:	00:04.532	00:02.501	00:25.962	108,93 km/h	00:49.462	103,45 km/h	01:22.457	88,63 km/h
		Lauf 2:	00:04.520	00:02.536	00:24.939	114,76 km/h	00:47.151	108,73 km/h	01:19.146	92,34 km/h
		Lauf 3:	00:04.342	00:02.295	00:24.535	117,83 km/h	00:46.329	108,37 km/h	01:17.501	94,30 km/h
		Lauf 4:	00:04.473	00:02.262	00:24.724	114,76 km/h	00:46.436	108,89 km/h	01:17.895	93,82 km/h
26	365	SCHWANECKE Gero		VW Golf I GTI 16V						
		Lauf 1:	00:03.838	00:02.048	00:25.064	125,50 km/h	00:52.135	106,07 km/h	01:23.085	87,96 km/h
		Lauf 2:	00:03.918	00:02.046	00:24.536	128,09 km/h	00:52.386	107,81 km/h	01:22.886	88,17 km/h
		Lauf 3:	00:03.849	00:02.048	00:24.321	125,95 km/h	00:50.224	110,11 km/h	01:20.442	90,85 km/h
		Lauf 4:	00:04.099	00:02.109	00:24.156	126,94 km/h	00:49.688	109,40 km/h	01:20.052	91,29 km/h