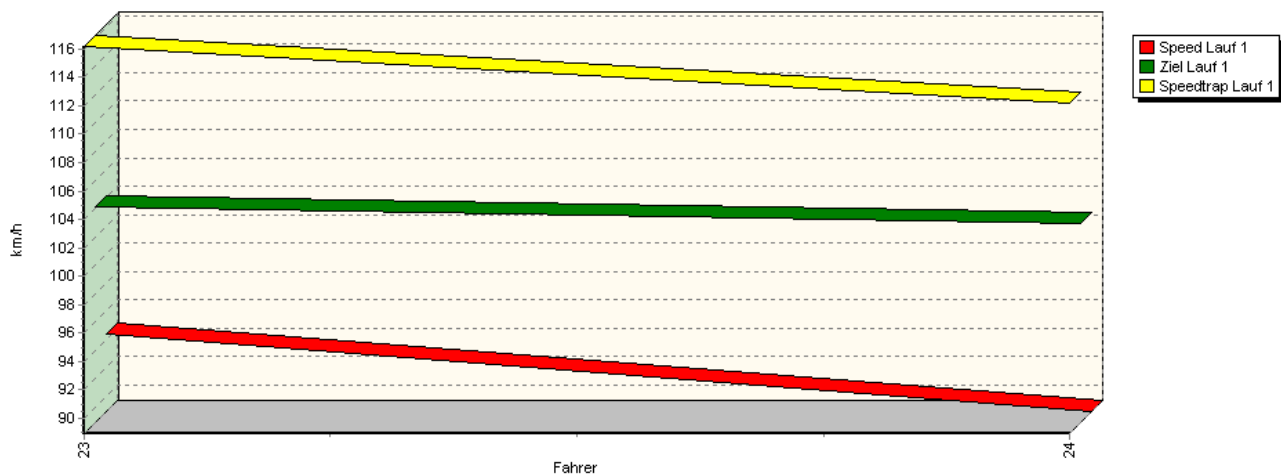
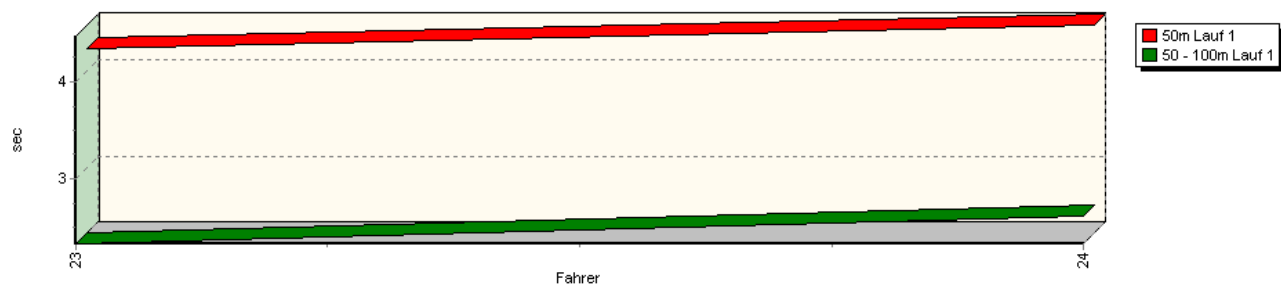


Sektorzeiten & Speeds - Rennen - Gruppe G

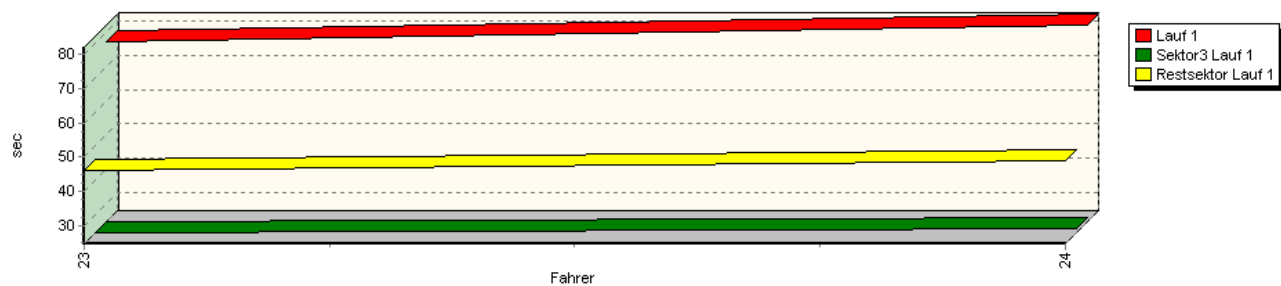
Speed-Diagramm Lauf 1



Sektor-Diagramm (Start) Lauf 1

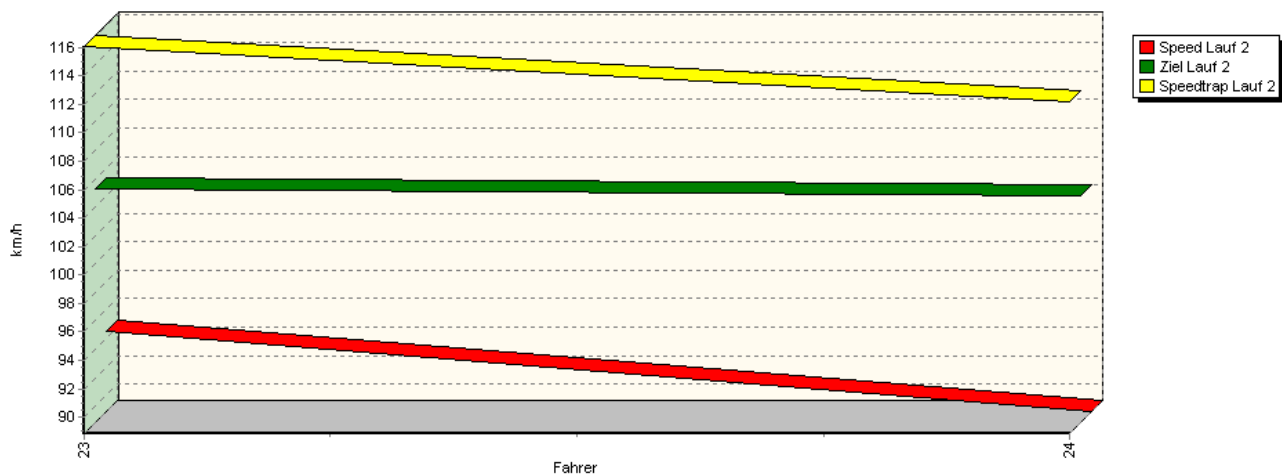


Sektor-Diagramm (Rest) Lauf 1

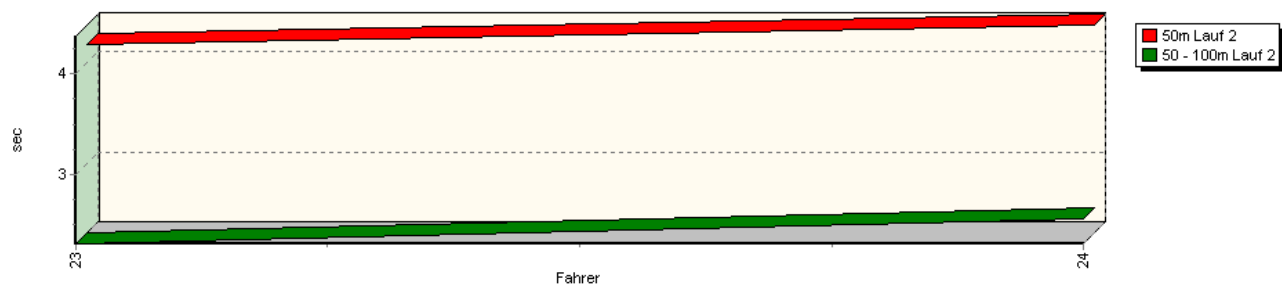


Sektorzeiten & Speeds - Rennen - Gruppe G

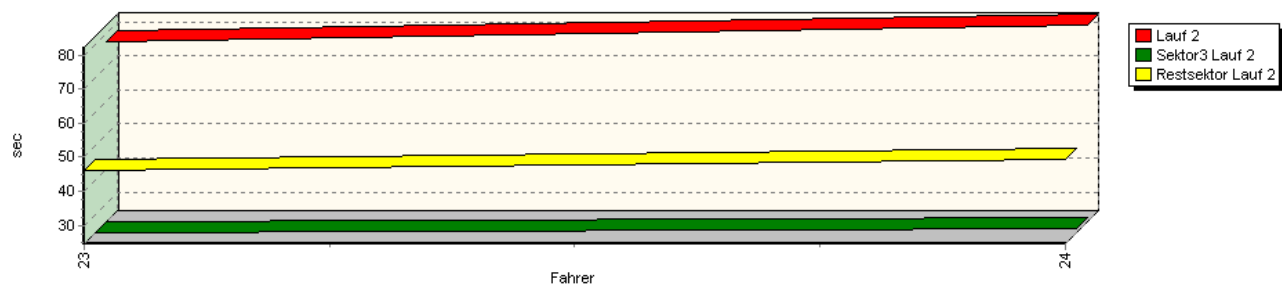
Speed-Diagramm Lauf 2



Sektor-Diagramm (Start) Lauf 2

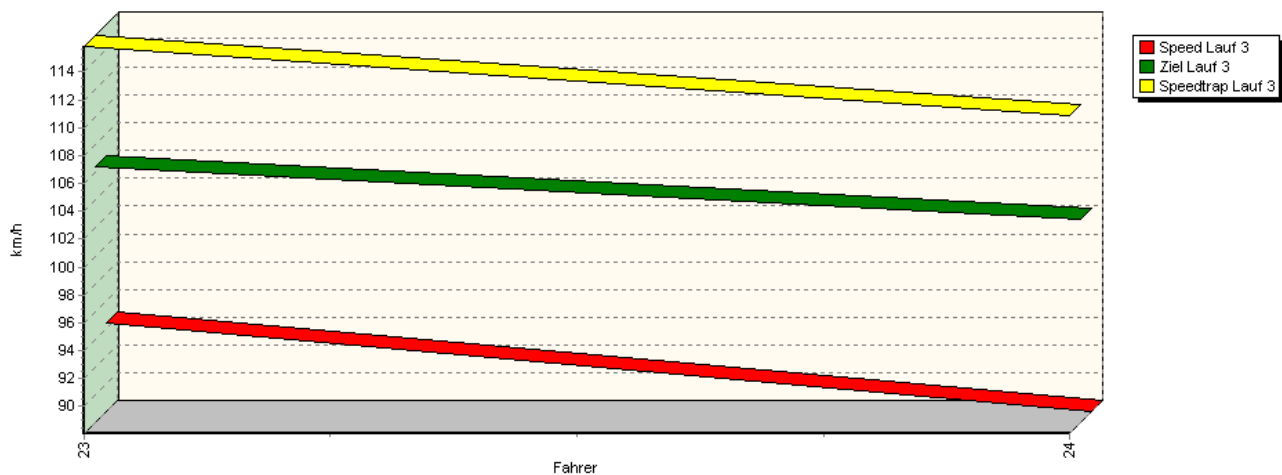


Sektor-Diagramm (Rest) Lauf 2

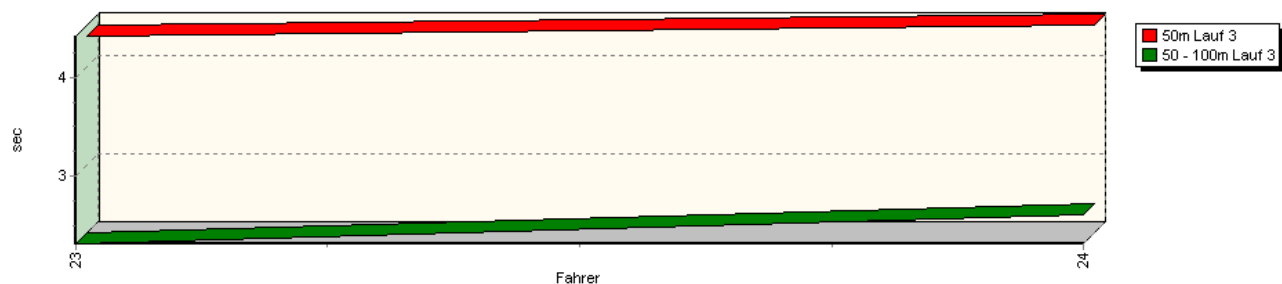


Sektorzeiten & Speeds - Rennen - Gruppe G

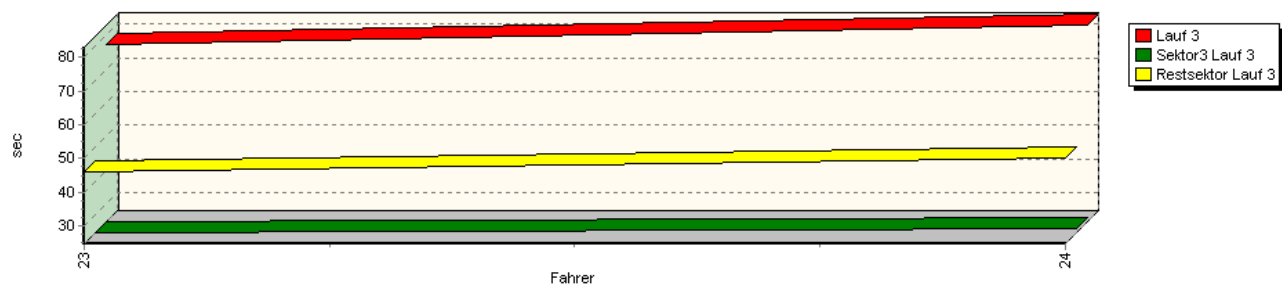
Speed-Diagramm Lauf 3



Sektor-Diagramm (Start) Lauf 3

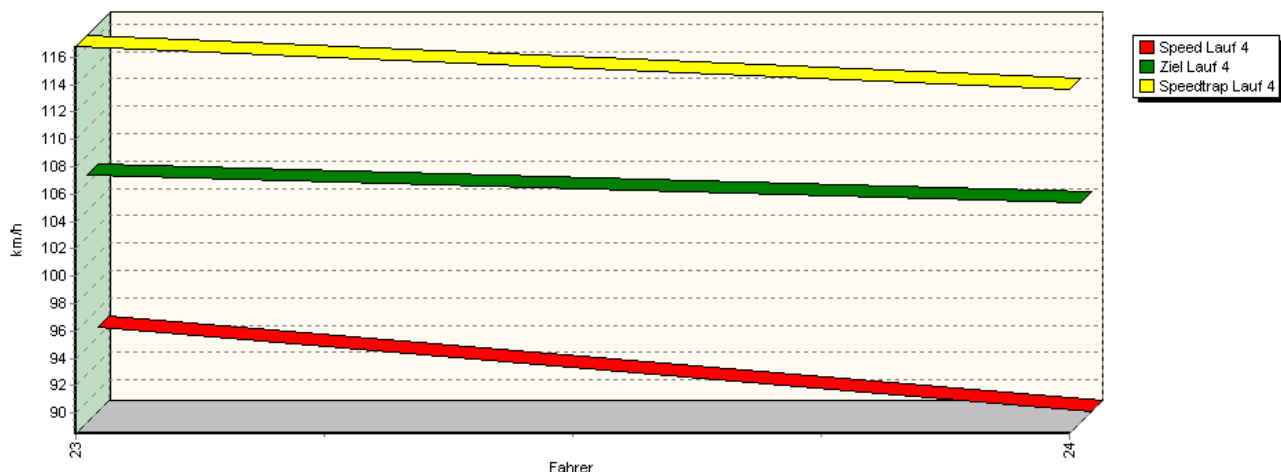


Sektor-Diagramm (Rest) Lauf 3

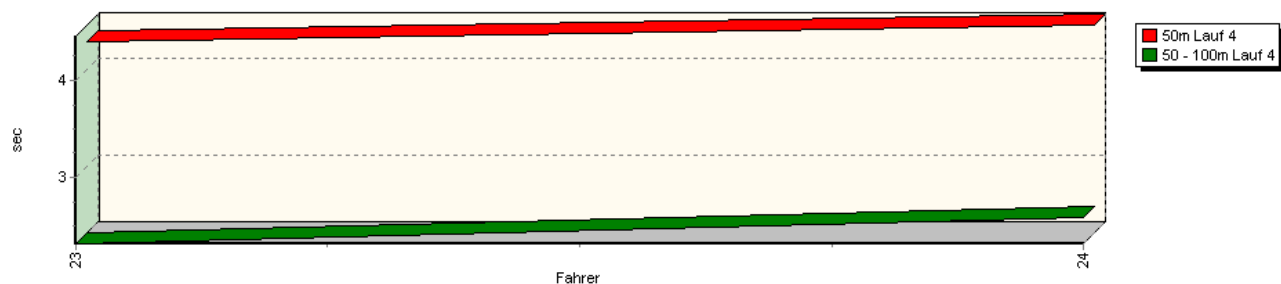


Sektorzeiten & Speeds - Rennen - Gruppe G

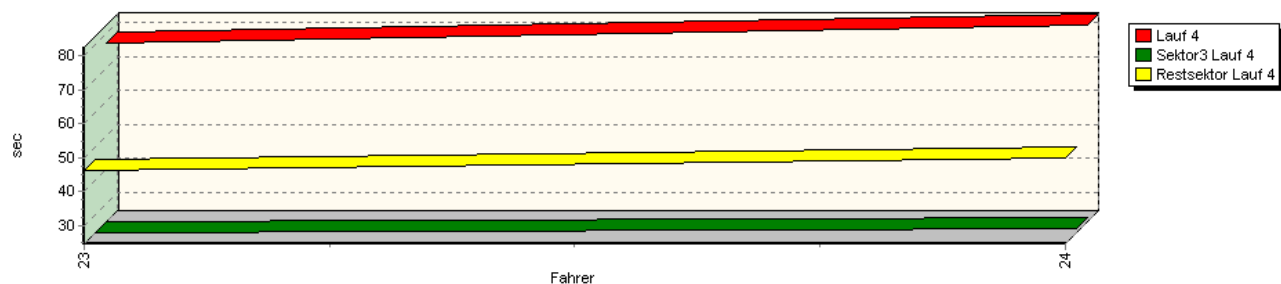
Speed-Diagramm Lauf 4



Sektor-Diagramm (Start) Lauf 4



Sektor-Diagramm (Rest) Lauf 4

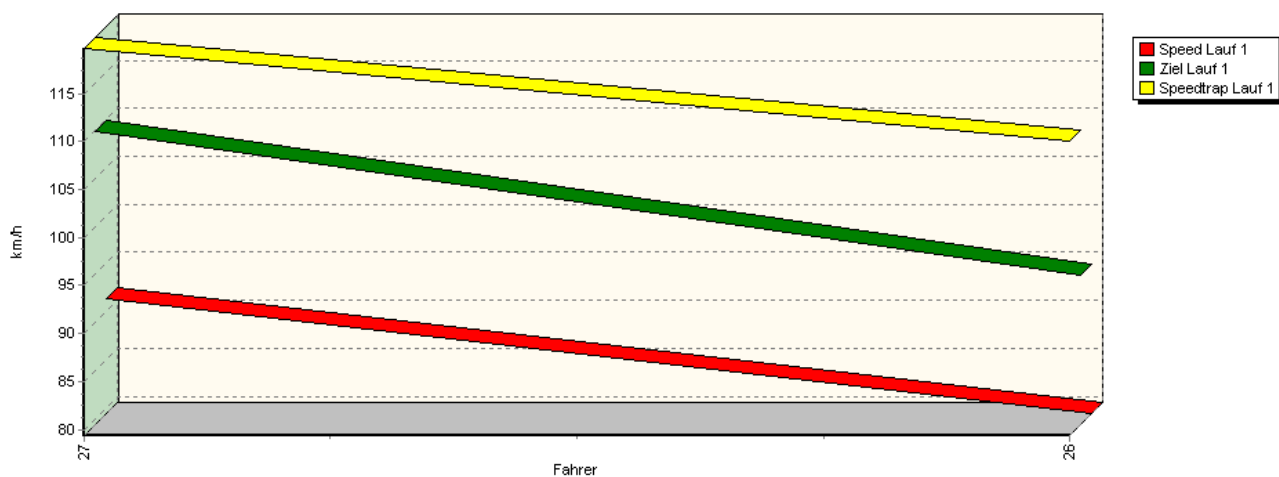


| Rg. | Nr. | | Sektor 1 (50m) | Sektor 2 (50-100m) | Sektor 3 | Speed Trap | Sektor 4 | Speed (Ziel) | Laufzeit | Speed (Lauf) |
|-----|-----|------------------|----------------|--------------------|-----------|-------------|-----------|--------------|-----------|--------------|
| 1 | 23 | ORTH Ralf | | BMW 318is | | | | | | |
| | | Lauf 1: | 00:04.230 | 00:02.318 | 00:24.682 | 116,18 km/h | 00:46.197 | 104,06 km/h | 01:17.427 | 94,39 km/h |
| | | Lauf 2: | 00:04.173 | 00:02.325 | 00:24.623 | 116,06 km/h | 00:46.219 | 105,25 km/h | 01:17.340 | 94,49 km/h |
| | | Lauf 3: | 00:04.307 | 00:02.318 | 00:24.617 | 115,83 km/h | 00:46.138 | 106,43 km/h | 01:17.380 | 94,44 km/h |
| | | Lauf 4: | 00:04.277 | 00:02.313 | 00:24.501 | 116,80 km/h | 00:46.145 | 106,60 km/h | 01:17.236 | 94,62 km/h |

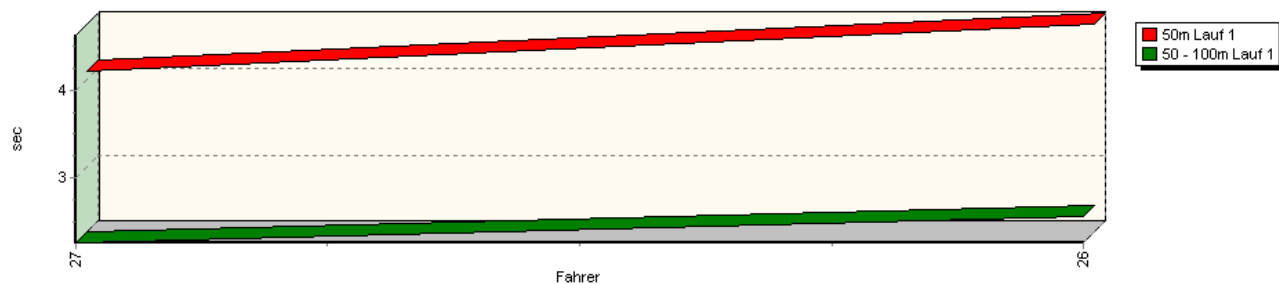
Sektorzeiten & Speeds - Rennen - Gruppe G

| Rg. | Nr. | | Sektor 1 (50m) | Sektor 2 (50-100m) | Sektor 3 | Speed Trap | Sektor 4 | Speed (Ziel) | Laufzeit | Speed (Lauf) |
|-----|-----|----------------------|----------------|--------------------|-----------|-------------|-----------|--------------|-----------|--------------|
| 2 | 24 | POHLMANN Axel | | Alfa Romeo 75 | | | | | | |
| | | Lauf 1: | 00:04.480 | 00:02.602 | 00:25.990 | 112,20 km/h | 00:49.123 | 102,91 km/h | 01:22.195 | 88,91 km/h |
| | | Lauf 2: | 00:04.370 | 00:02.565 | 00:25.925 | 112,20 km/h | 00:49.390 | 104,83 km/h | 01:22.250 | 88,85 km/h |
| | | Lauf 3: | 00:04.421 | 00:02.608 | 00:26.022 | 110,83 km/h | 00:49.947 | 102,59 km/h | 01:22.998 | 88,05 km/h |
| | | Lauf 4: | 00:04.450 | 00:02.587 | 00:25.785 | 113,62 km/h | 00:49.762 | 104,54 km/h | 01:22.584 | 88,49 km/h |

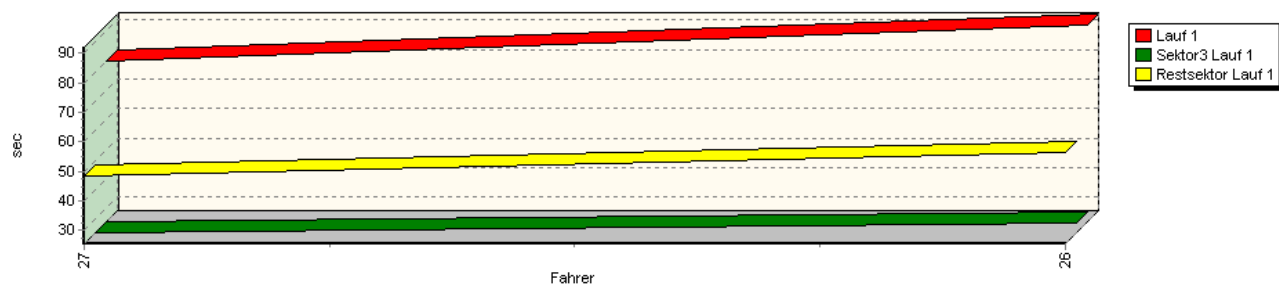
Speed-Diagramm Lauf 1



Sektor-Diagramm (Start) Lauf 1

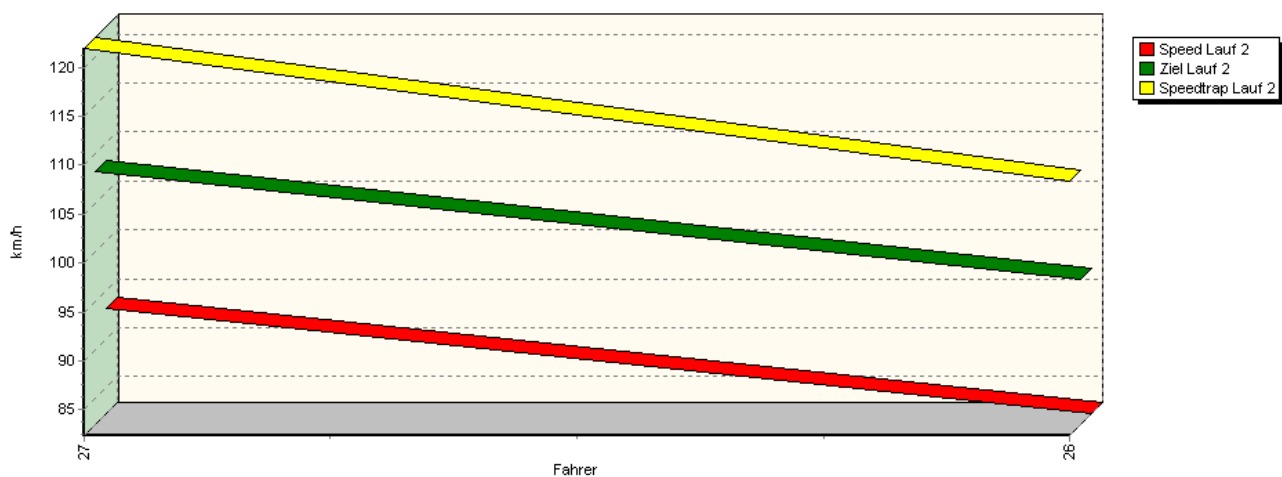


Sektor-Diagramm (Rest) Lauf 1

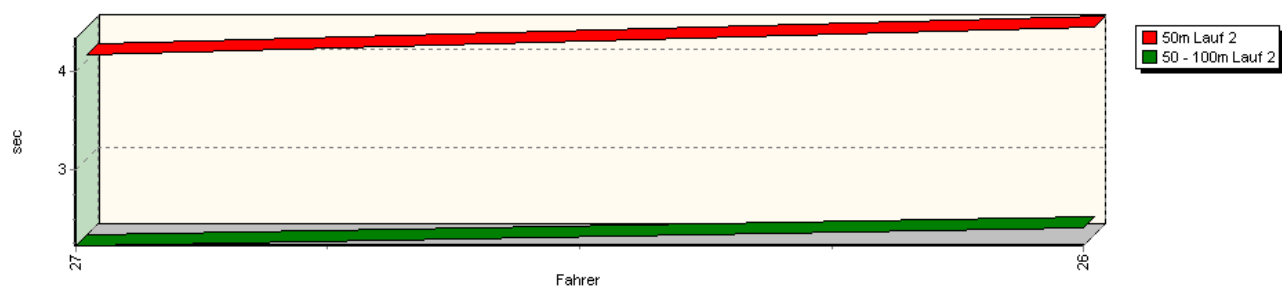


Sektorzeiten & Speeds - Rennen - Gruppe G

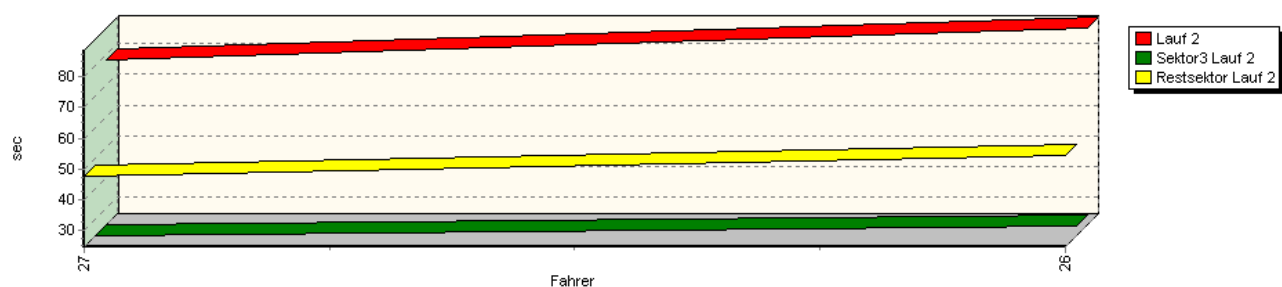
Speed-Diagramm Lauf 2



Sektor-Diagramm (Start) Lauf 2

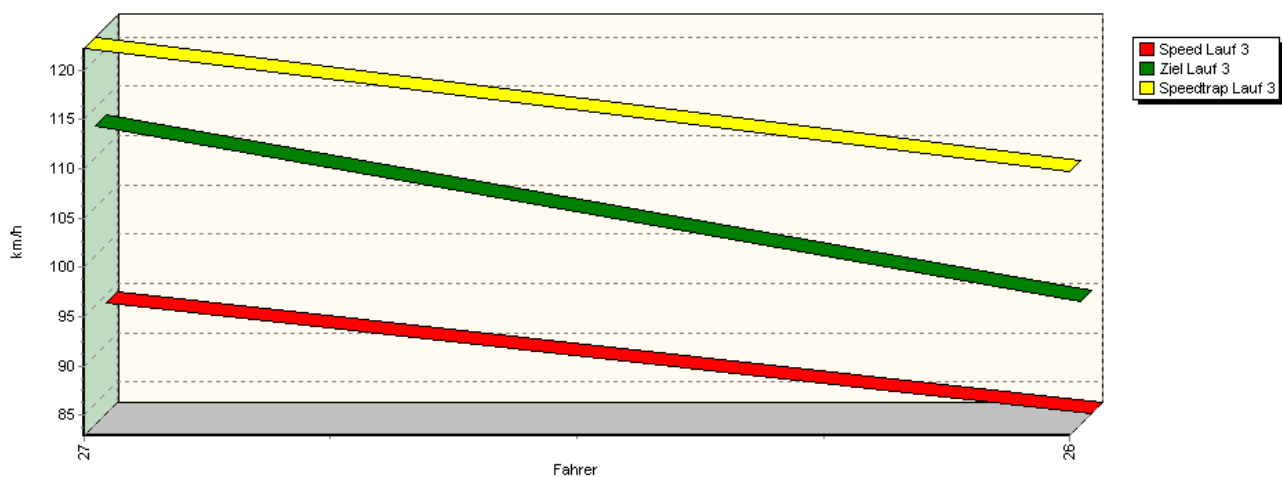


Sektor-Diagramm (Rest) Lauf 2

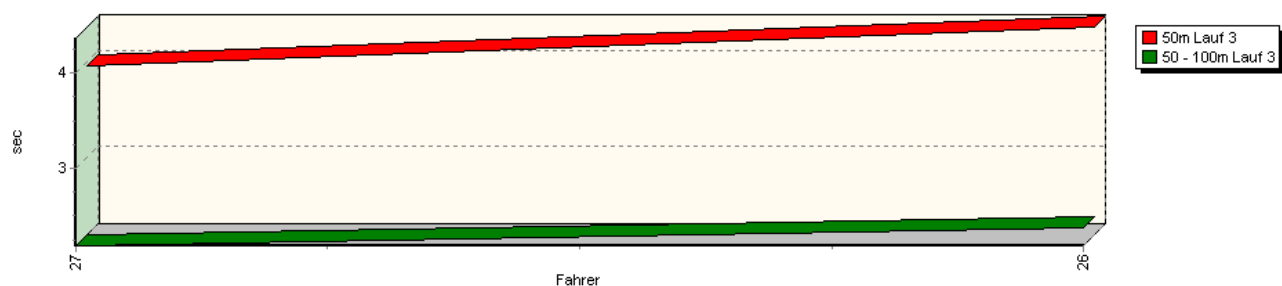


Sektorzeiten & Speeds - Rennen - Gruppe G

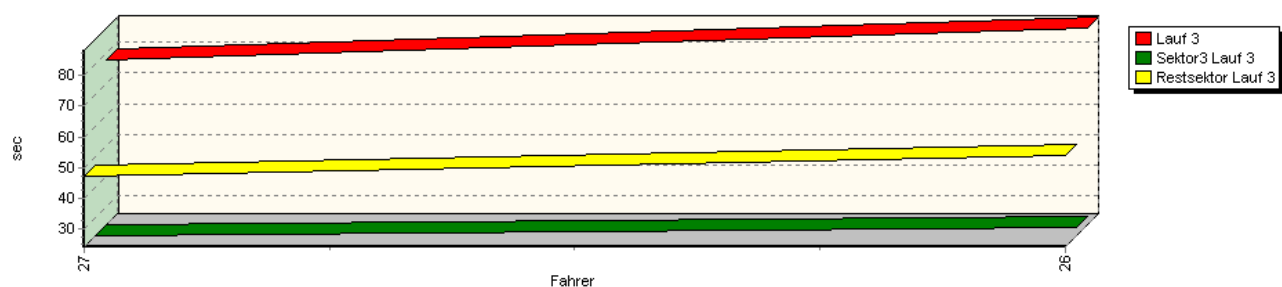
Speed-Diagramm Lauf 3



Sektor-Diagramm (Start) Lauf 3

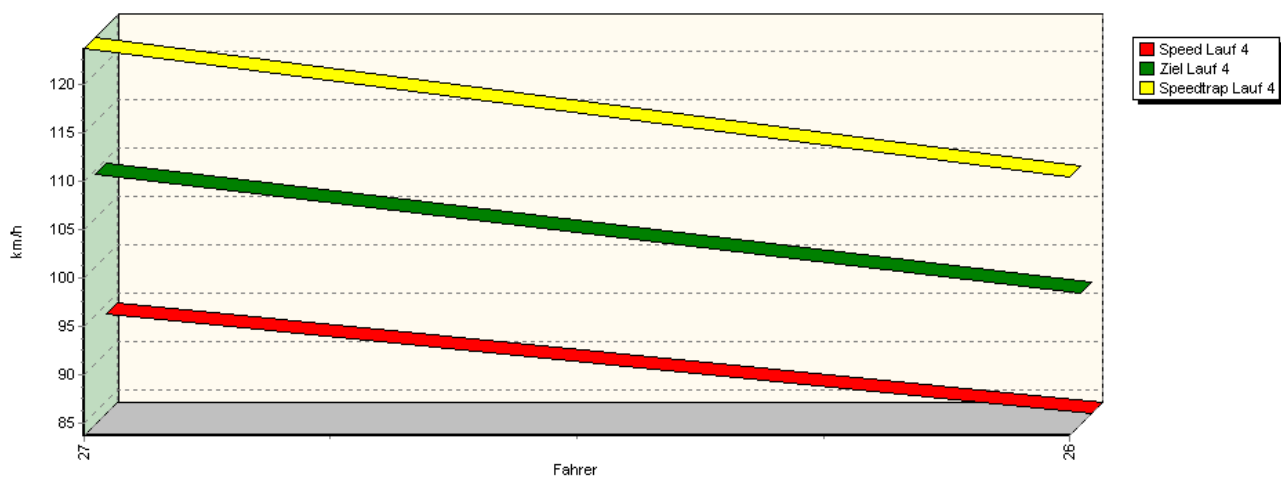


Sektor-Diagramm (Rest) Lauf 3

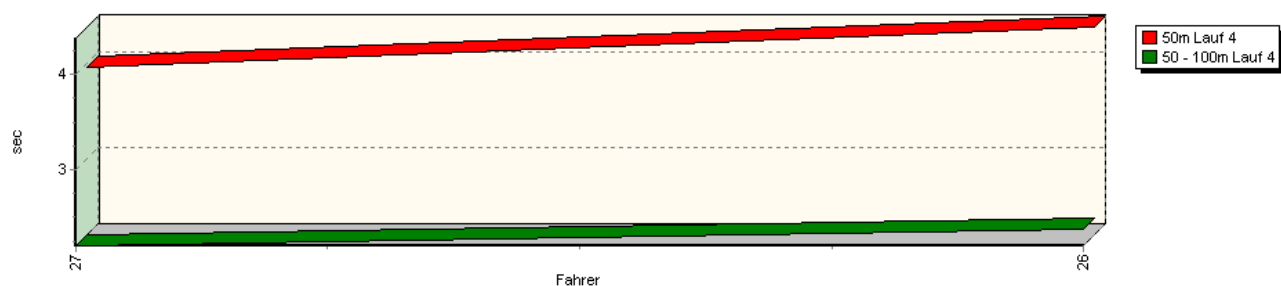


Sektorzeiten & Speeds - Rennen - Gruppe G

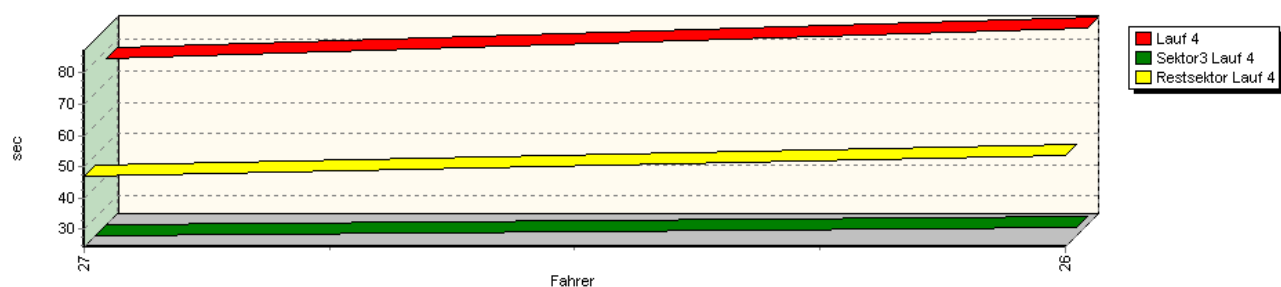
Speed-Diagramm Lauf 4



Sektor-Diagramm (Start) Lauf 4



Sektor-Diagramm (Rest) Lauf 4



| Rg. | Nr. | Sektor 1 (50m) | Sektor 2 (50-100m) | Sektor 3 | Speed Trap | Sektor 4 | Speed (Ziel) | Laufzeit | Speed (Lauf) | |
|-----|-----|------------------------|--------------------|-----------|------------|-------------|--------------|-------------|--------------|------------|
| 1 | 27 | ROSTECK Mareike | | Mazda MX5 | | | | | | |
| | | Lauf 1: | 00:04.101 | 00:02.254 | 00:25.374 | 119,72 km/h | 00:48.333 | 109,85 km/h | 01:20.062 | 91,28 km/h |
| | | Lauf 2: | 00:04.051 | 00:02.223 | 00:24.597 | 121,94 km/h | 00:47.611 | 108,17 km/h | 01:18.482 | 93,12 km/h |
| | | Lauf 3: | 00:03.962 | 00:02.188 | 00:24.389 | 122,21 km/h | 00:47.102 | 113,25 km/h | 01:17.641 | 94,13 km/h |
| | | Lauf 4: | 00:03.952 | 00:02.211 | 00:24.373 | 123,77 km/h | 00:47.104 | 109,62 km/h | 01:17.640 | 94,13 km/h |




43. Osnabrücker ADAC Bergrennen

21. und 22. August 2010

Deutsche Bergmeisterschaft 2010

DMSB Bergpokal für Tourenwagen und Rennsportfahrzeuge

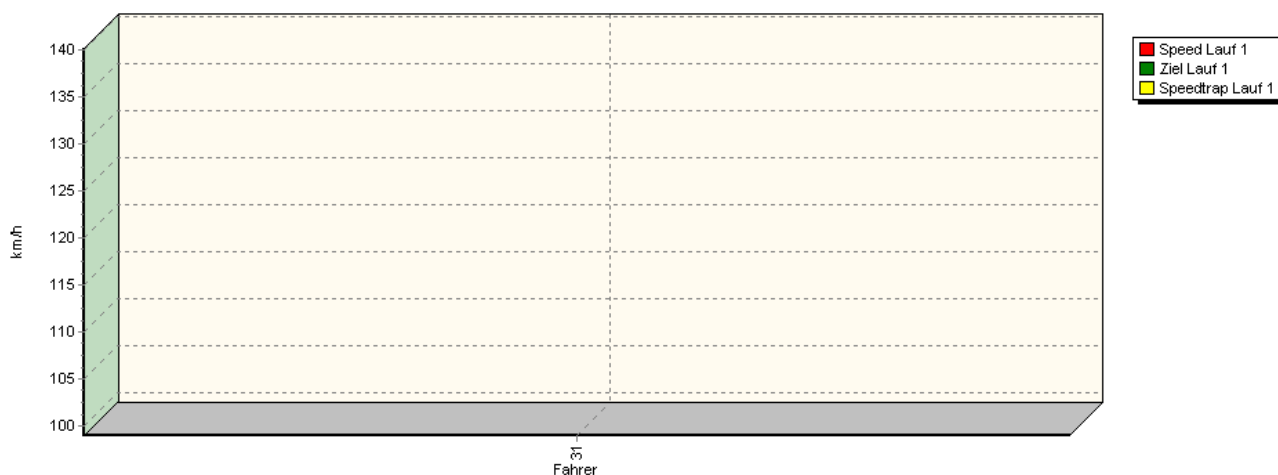
DMSB Classic-Berg-Pokal - KW Gruppe H Berg-Cup



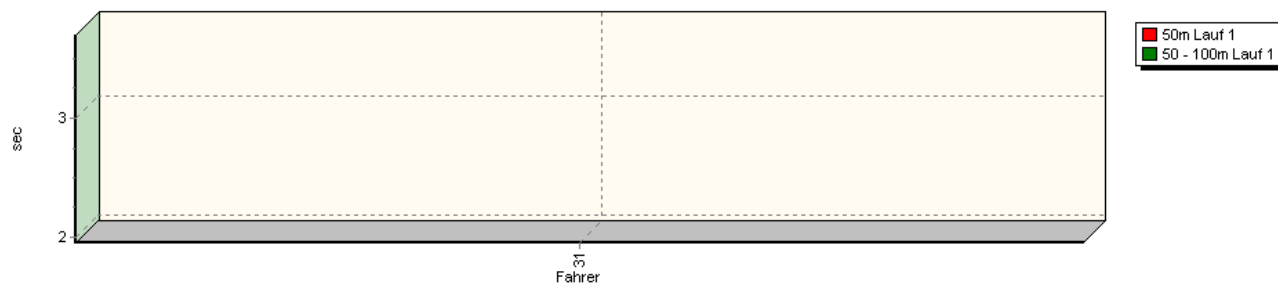
Sektorzeiten & Speeds - Rennen - Gruppe G

| Rg. | Nr. | | Sektor 1 (50m) | Sektor 2 (50-100m) | Sektor 3 | Speed Trap | Sektor 4 | Speed (Ziel) | Laufzeit | Speed (Lauf) |
|-----|-----|-----------------------|----------------|--------------------|-----------|-------------|-----------|--------------|-----------|--------------|
| 2 | 26 | GERHARDS Willi | | Porsche 944 | | | | | | |
| | | Lauf 1: | 00:04.641 | 00:02.561 | 00:28.695 | 110,10 km/h | 00:56.188 | 94,88 km/h | 01:32.085 | 79,36 km/h |
| | | Lauf 2: | 00:04.331 | 00:02.405 | 00:27.632 | 108,44 km/h | 00:54.350 | 97,26 km/h | 01:28.718 | 82,37 km/h |
| | | Lauf 3: | 00:04.363 | 00:02.377 | 00:27.159 | 109,79 km/h | 00:54.195 | 95,48 km/h | 01:28.094 | 82,96 km/h |
| | | Lauf 4: | 00:04.376 | 00:02.380 | 00:27.051 | 110,43 km/h | 00:53.422 | 97,33 km/h | 01:27.229 | 83,78 km/h |

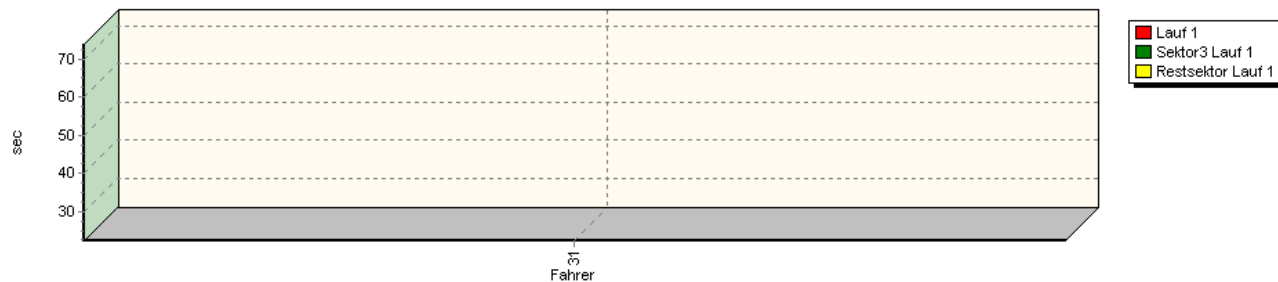
Speed-Diagramm Lauf 1



Sektor-Diagramm (Start) Lauf 1



Sektor-Diagramm (Rest) Lauf 1






43. Osnabrücker ADAC Bergrennen

21. und 22. August 2010

Deutsche Bergmeisterschaft 2010

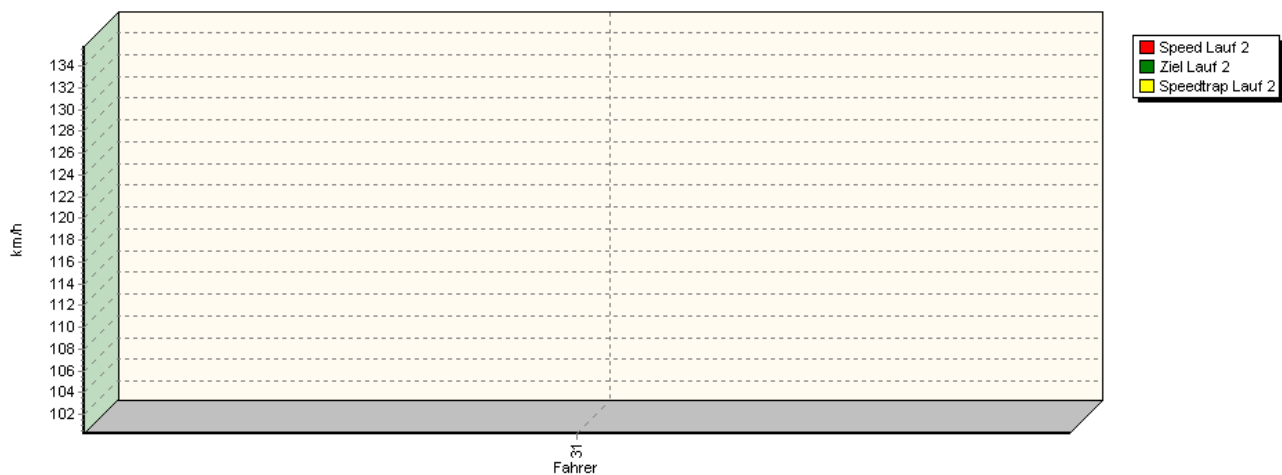
DMSB Bergpokal für Tourenwagen und Rennsportfahrzeuge

DMSB Classic-Berg-Pokal - KW Gruppe H Berg-Cup

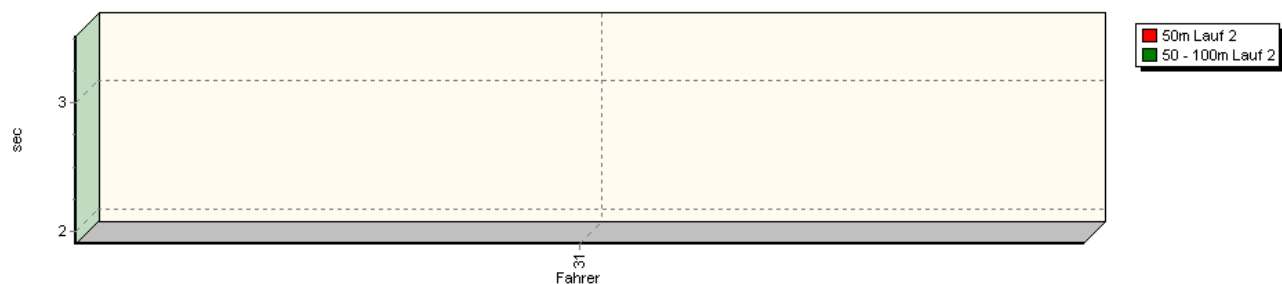


Sektorzeiten & Speeds - Rennen - Gruppe G

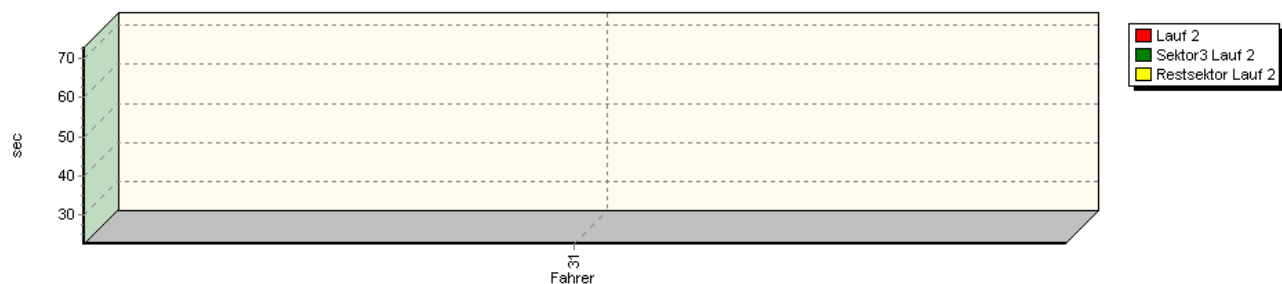
Speed-Diagramm Lauf 2



Sektor-Diagramm (Start) Lauf 2



Sektor-Diagramm (Rest) Lauf 2






43. Osnabrücker ADAC Bergrennen

21. und 22. August 2010

Deutsche Bergmeisterschaft 2010

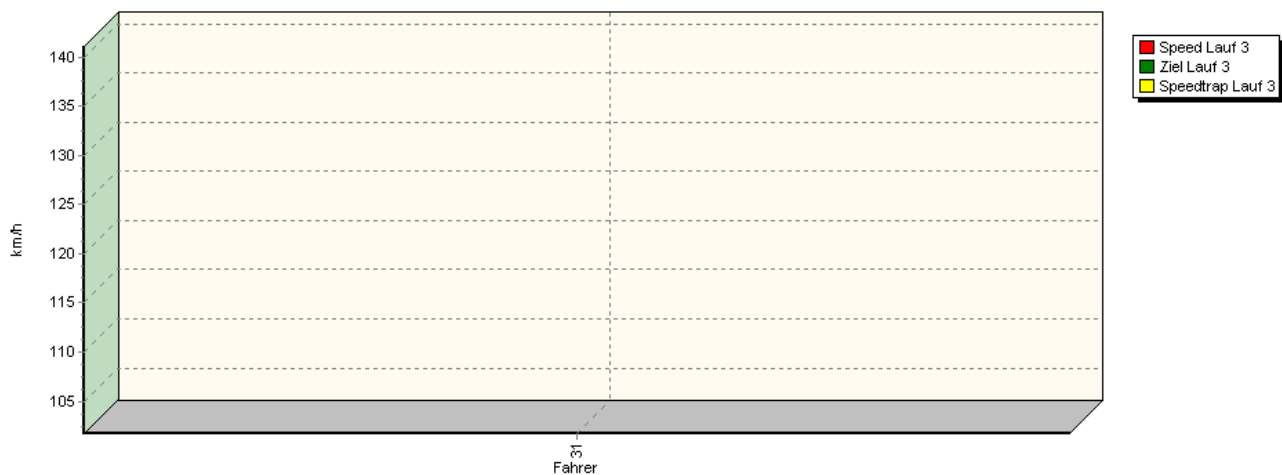
DMSB Bergpokal für Tourenwagen und Rennsportfahrzeuge

DMSB Classic-Berg-Pokal - KW Gruppe H Berg-Cup

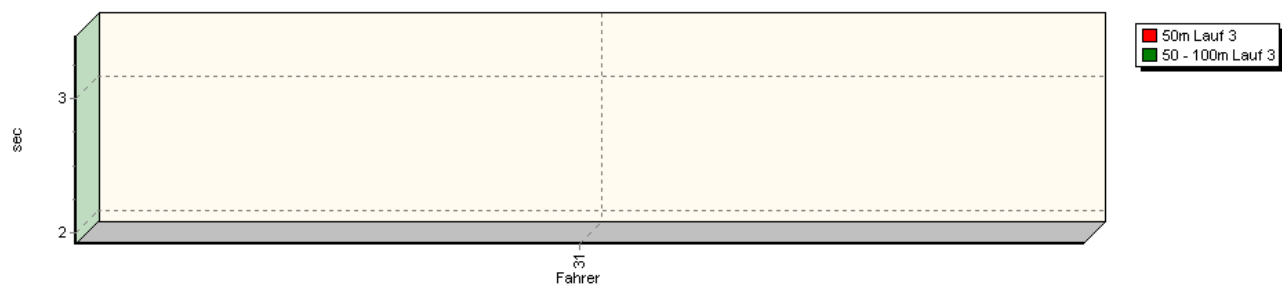


Sektorzeiten & Speeds - Rennen - Gruppe G

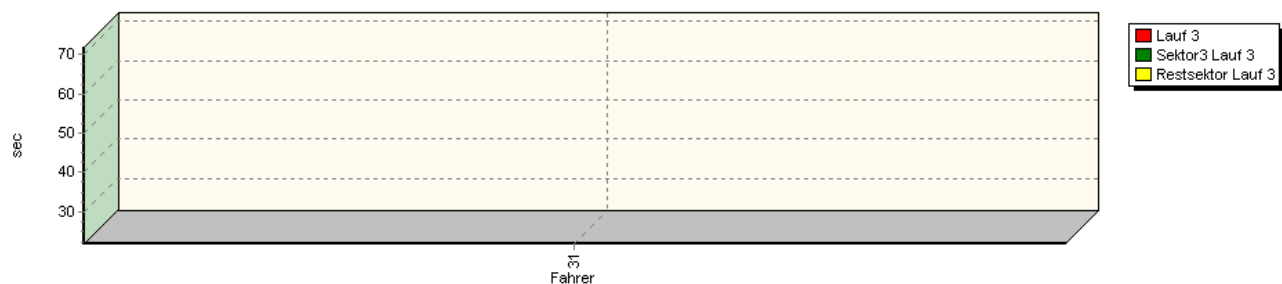
Speed-Diagramm Lauf 3



Sektor-Diagramm (Start) Lauf 3

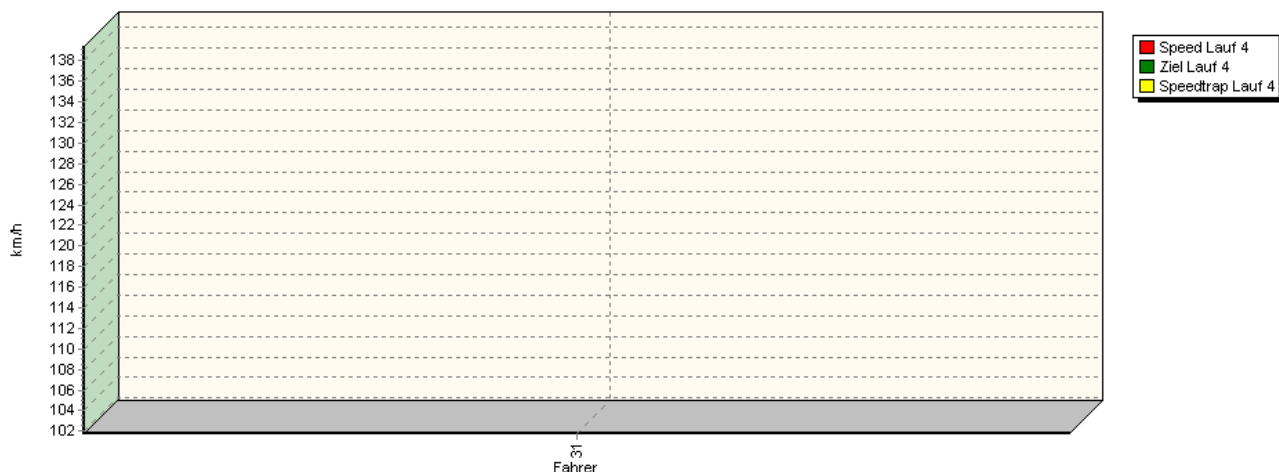


Sektor-Diagramm (Rest) Lauf 3

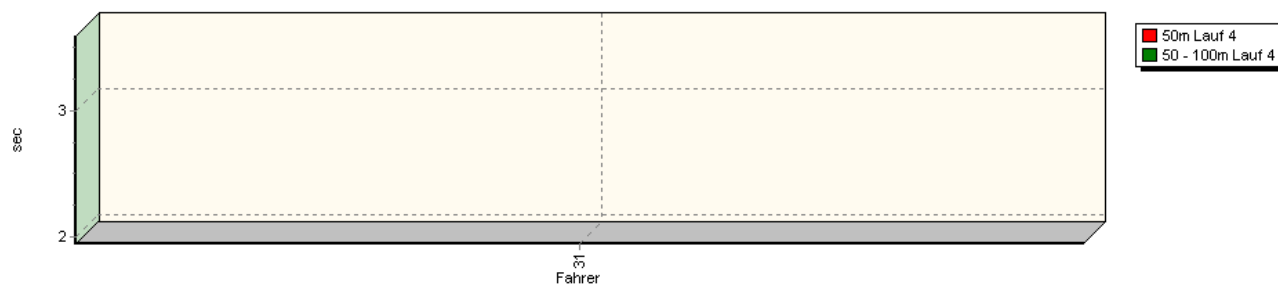


Sektorzeiten & Speeds - Rennen - Gruppe G

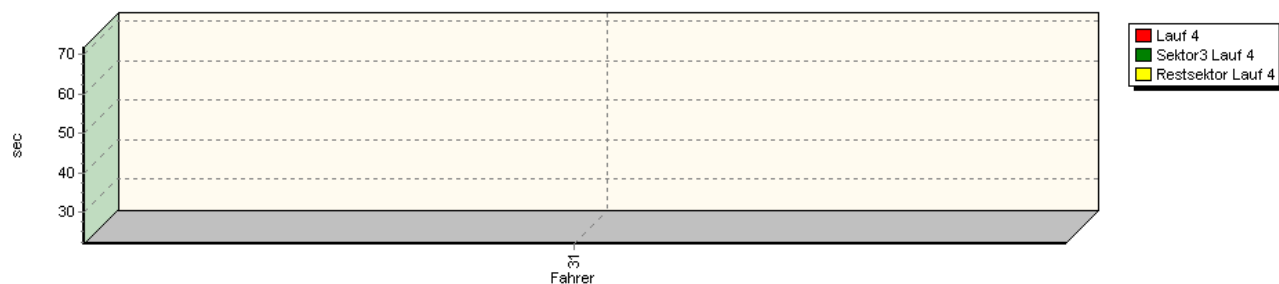
Speed-Diagramm Lauf 4



Sektor-Diagramm (Start) Lauf 4



Sektor-Diagramm (Rest) Lauf 4



| Rg. | Nr. | | Sektor 1 (50m) | Sektor 2 (50-100m) | Sektor 3 | Speed Trap | Sektor 4 | Speed (Ziel) | Laufzeit | Speed (Lauf) |
|-----|-----|-----------------------|----------------|--------------------|-----------|-------------|-----------|--------------|-----------|--------------|
| 1 | 31 | STARKE Michael | | Porsche 996 GT3 | | | | | | |
| | | Lauf 1: | 00:03.696 | 00:01.954 | 00:22.384 | 140,15 km/h | 00:45.831 | 117,15 km/h | 01:13.865 | 98,94 km/h |
| | | Lauf 2: | 00:03.508 | 00:01.905 | 00:22.590 | 135,80 km/h | 00:44.918 | 122,07 km/h | 01:12.921 | 100,22 km/h |
| | | Lauf 3: | 00:03.463 | 00:01.920 | 00:21.779 | 141,06 km/h | 00:44.682 | 122,18 km/h | 01:11.844 | 101,72 km/h |
| | | Lauf 4: | 00:03.586 | 00:01.946 | 00:22.102 | 139,39 km/h | 00:44.176 | 122,58 km/h | 01:11.810 | 101,77 km/h |